



US00D891989S

(12) **United States Design Patent** (10) **Patent No.:** **US D891,989 S**
Lee et al. (45) **Date of Patent:** **** Aug. 4, 2020**

(54) **MOTOR VEHICLE AND/OR TOY REPLICA THEREOF**

D840,875 S * 2/2019 Lee D12/92
D874,982 S * 2/2020 Kanasugi D12/92
D880,362 S * 4/2020 Hayashi D12/92

(71) Applicants: **Edward Yoon Lee**, Newport Beach, CA (US); **Hiroyuki Hatake**, Meguro-ku (JP); **Tadao Mori**, Okazaki-shi (JP)

OTHER PUBLICATIONS

Toyota Newsroom, URL: <https://newsroom.toyota.co.jp/ip/lexus/26130127.html>; Model: LC Convertible concept; Mfg.: Toyota; available on at least Jan. 11, 2019.

(72) Inventors: **Edward Yoon Lee**, Newport Beach, CA (US); **Hiroyuki Hatake**, Meguro-ku (JP); **Tadao Mori**, Okazaki (JP)

Netcarshow.com, URL: <https://www.netcarshow.com/>; Model: Lexus LC500; Mfg.: Toyota; available in at least Jul. 2018.

(73) Assignee: **Toyota Jidosha Kabushiki Kaisha**, Toyota-shi, Aichi-ken (JP)

Netcarshow.com; URL: <https://www.netcarshow.com/>; Model: Mercedes Benz S Class Cabriolet; Mfg.: Mercedes Benz; available in at least Jul. 2018.

(**) Term: **15 Years**

Netcarshow.com; URL: <https://www.netcarshow.com/>; Model: Aston Martin DB11 Volante; Mfg.: Aston Martin; available in at least Jul. 2018.

(21) Appl. No.: **29/678,911**

* cited by examiner

(22) Filed: **Jan. 31, 2019**

Primary Examiner — Melody N Brown

(51) **LOC (12) Cl.** **12-08**

(74) *Attorney, Agent, or Firm* — Finnegan, Henderson, Farabow, Garrett & Dunner, L.L.P.

(52) **U.S. Cl.**

USPC **D12/92**

(58) **Field of Classification Search**

(57) **CLAIM**

USPC D12/86, 90–92; D21/424, 433, 434; 296/181.1–181.5, 183.1

The ornamental design for a motor vehicle and/or toy replica thereof, as shown and described.

CPC B62D 25/00; B62D 25/06; B62D 33/00; B62D 35/00

DESCRIPTION

See application file for complete search history.

FIG. 1 is a left, front perspective view of a motor vehicle and/or toy replica showing our new design; FIG. 2 is a left, rear perspective view thereof; FIG. 3 is a front view thereof; FIG. 4 is a rear view thereof; FIG. 5 is a left side view thereof; FIG. 6 is a right side view thereof; and, FIG. 7 is a top view thereof.

(56) **References Cited**

The bottom view of the motor vehicle and/or toy replica forms no part of the claimed design.

U.S. PATENT DOCUMENTS

D743,845 S * 11/2015 Hirai D12/92
D761,696 S * 7/2016 Kamiura D12/92
D762,144 S * 7/2016 Nagafuchi D12/92
D781,183 S * 3/2017 Suga D12/92
D806,609 S * 1/2018 Lee D12/92
D820,731 S * 6/2018 Suga D12/92
D820,738 S * 6/2018 Suga D12/164
D830,234 S * 10/2018 Hirai D12/92

1 Claim, 7 Drawing Sheets






FIG. 1



FIG. 2



FIG. 3



FIG. 4

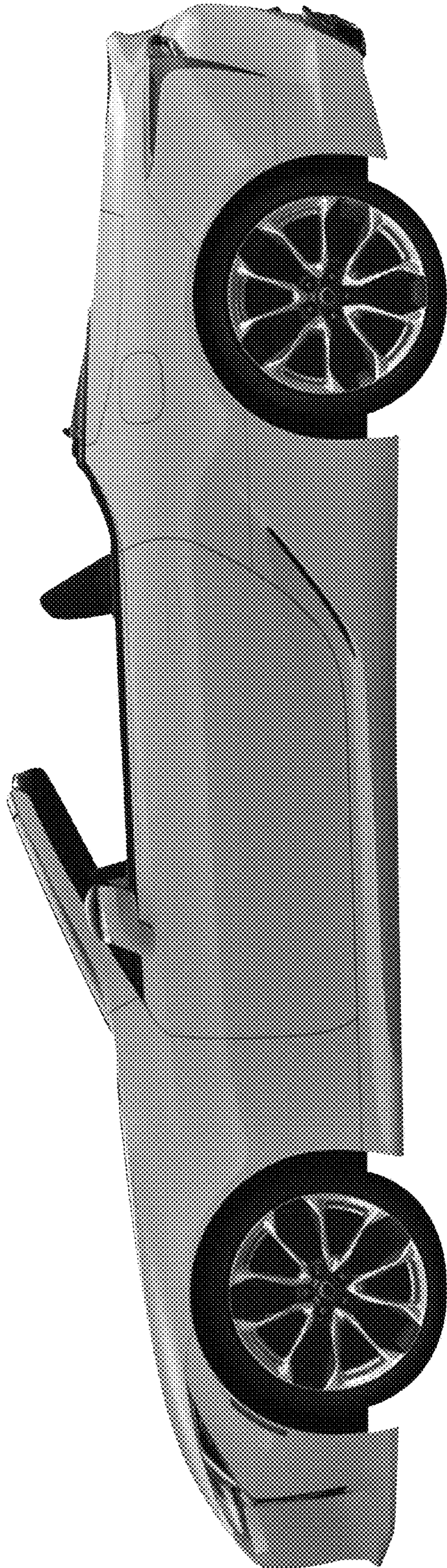


FIG. 5




FIG. 6



FIG. 7