



US00D891980S

(12) **United States Design Patent** (10) **Patent No.:** **US D891,980 S**  
**Busbice** (45) **Date of Patent:** **\*\* Aug. 4, 2020**

(54) **TAXIDERMY MOUNT**  
(71) Applicant: **Matt Busbice**, Broussard (CA)  
(72) Inventor: **Matt Busbice**, Broussard (CA)  
(\*\*) Term: **15 Years**  
(21) Appl. No.: **29/647,705**  
(22) Filed: **May 15, 2018**  
(51) **LOC (12) Cl.** ..... **11-02**  
(52) **U.S. Cl.**  
USPC ..... **D11/132; D11/135**  
(58) **Field of Classification Search**  
USPC ..... D11/131, 132, 133, 135; D6/300, 304;  
428/542.2, 542.4, 913.3  
See application file for complete search history.

D369,119 S \* 4/1996 Taylor ..... D11/132  
D544,273 S \* 6/2007 Greggs ..... D6/553  
8,641,001 B2 \* 2/2014 Heffernon ..... F16M 11/041  
248/224.8  
2011/0031363 A1 \* 2/2011 Shaw ..... B44C 5/02  
248/220.22  
2014/0230220 A1 \* 8/2014 Allred ..... B44C 5/02  
29/428

(56) **References Cited**  
**U.S. PATENT DOCUMENTS**  
3,319,922 A \* 5/1967 Christensen ..... B44C 5/02  
40/800  
4,464,440 A \* 8/1984 Dotzman ..... B44C 5/02  
428/16  
4,717,626 A \* 1/1988 Badger ..... B44C 5/02  
428/16  
5,015,532 A \* 5/1991 Knight ..... B44C 5/02  
428/16  
D336,623 S \* 6/1993 Culbertson ..... D11/132  
D343,373 S \* 1/1994 Nelson ..... D11/133  
D355,390 S \* 2/1995 Culbertson ..... D11/132  
D356,977 S \* 4/1995 Roethler ..... D11/132  
5,453,307 A \* 9/1995 Rezmer ..... B44C 5/02  
428/16  
5,472,765 A \* 12/1995 Green ..... B44C 5/02  
428/16  
D369,118 S \* 4/1996 Bourcy ..... D11/131

**OTHER PUBLICATIONS**

Bartholdy, Mike; MMR's Digital Plaque Master Antler Mounting Kit, The Outdoor Wire, Jul. 20, 2016.

\* cited by examiner

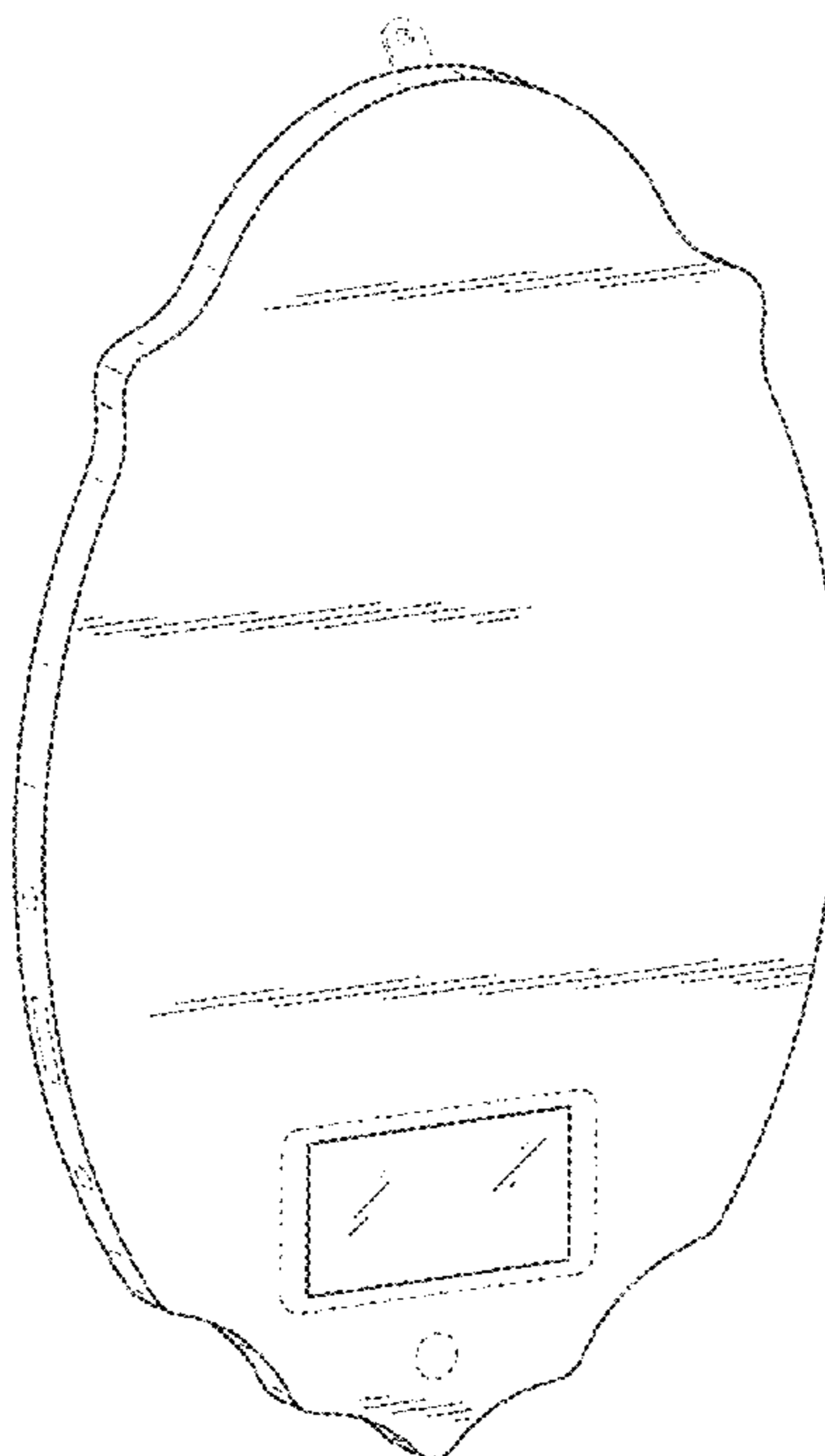
*Primary Examiner* — W. A. Teddy Falloway  
(74) *Attorney, Agent, or Firm* — Skinner and Associates;  
Joel D. Skinner, Jr.

(57) **CLAIM**  
The ornamental design for a taxidermy mount, as shown and described.

**DESCRIPTION**

FIG. 1 is a perspective view of a taxidermy mount.  
FIG. 2 is a front view thereof.  
FIG. 3 is a back view thereof.  
FIG. 4 is a side view thereof.  
FIG. 5 is an opposite side view thereof.  
FIG. 6 is a top view thereof.  
FIG. 7 is a bottom view thereof; and,  
FIG. 8 is another front view thereof, shown in use.  
The broken lines showing a shoulder-style preserved animal represent environment. All other broken lines illustrate portions of the taxidermy mount. The broken lines form no part of the claimed design.

**1 Claim, 6 Drawing Sheets**



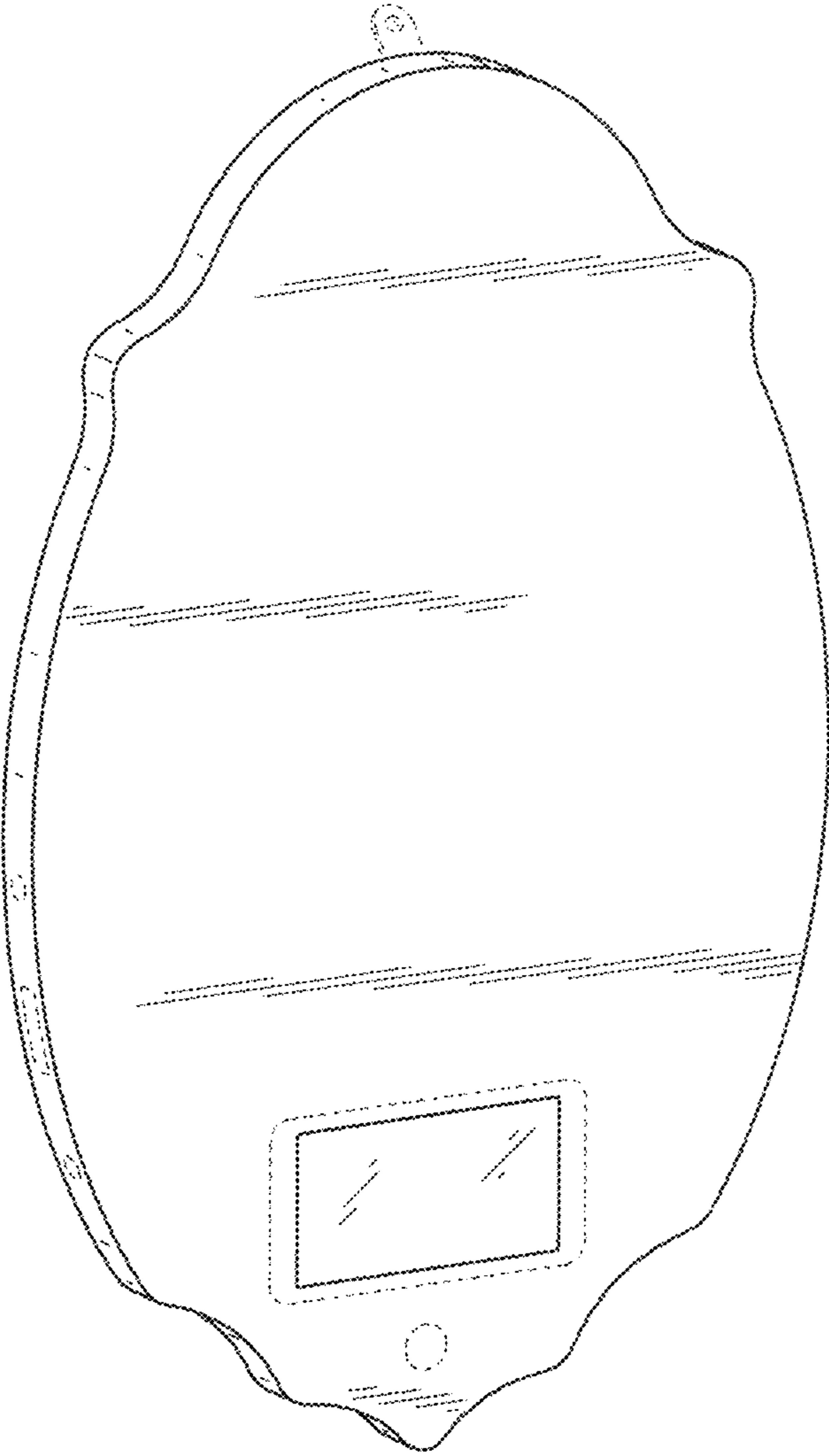


FIG. 1

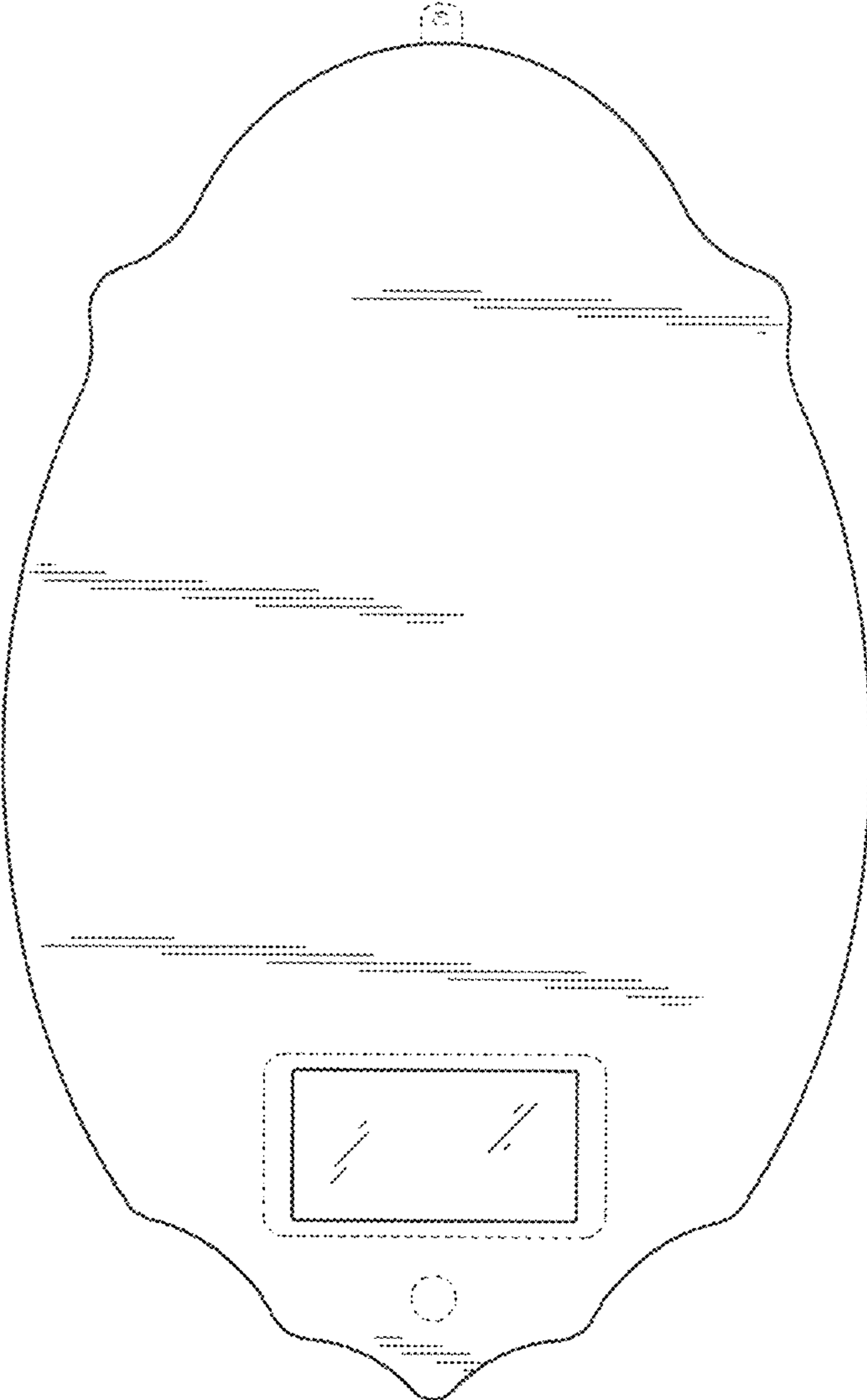


FIG. 2

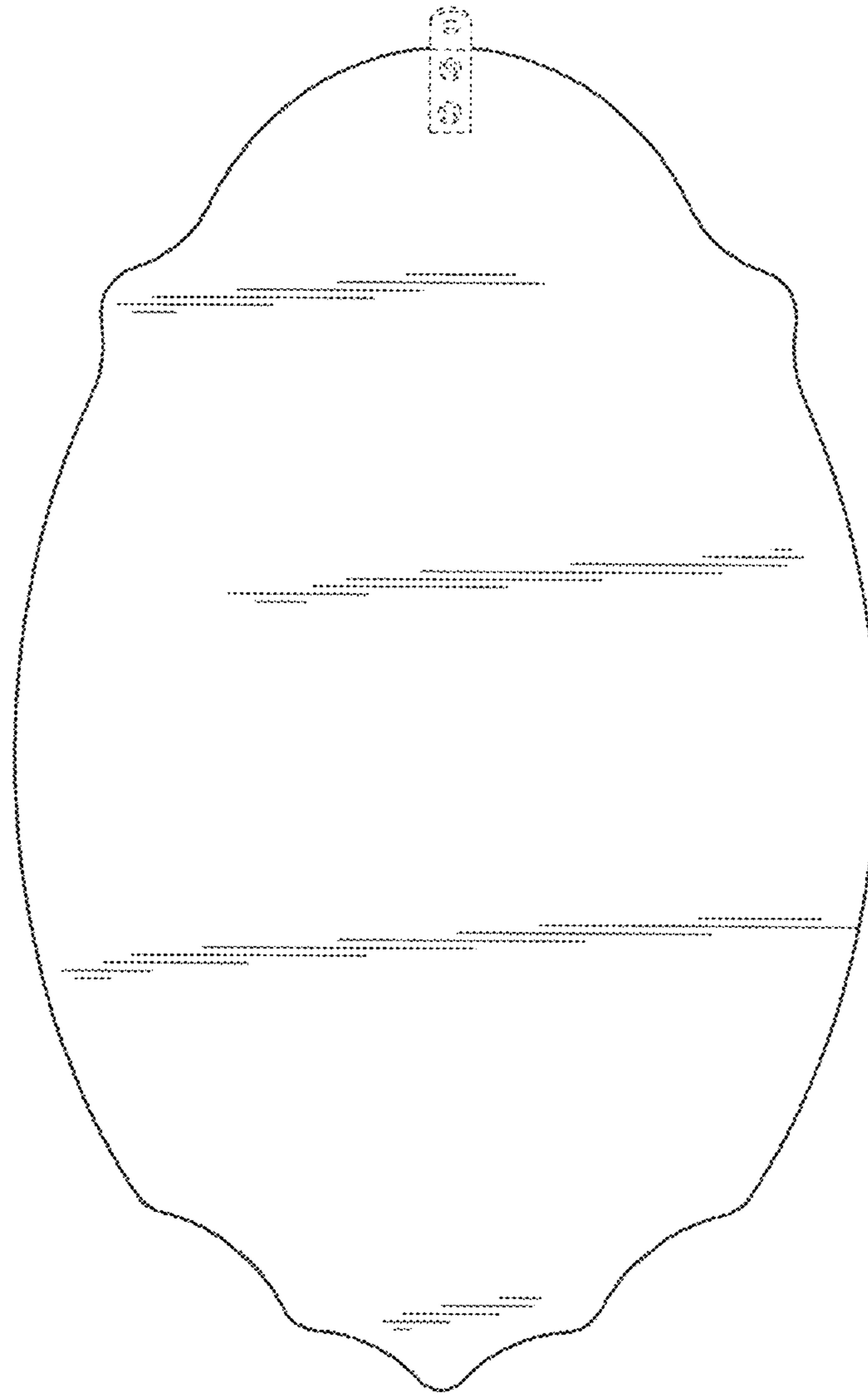


FIG. 3

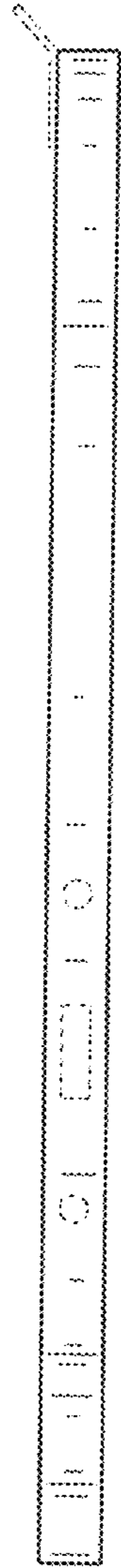


FIG. 4

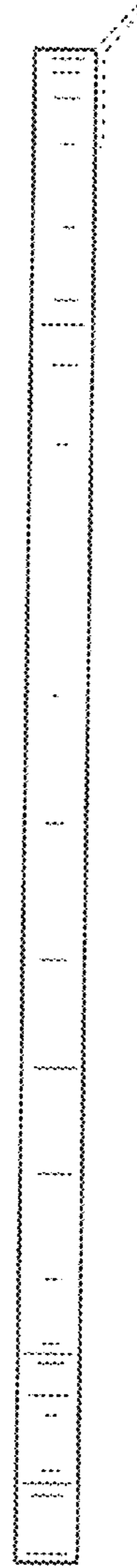


FIG. 5

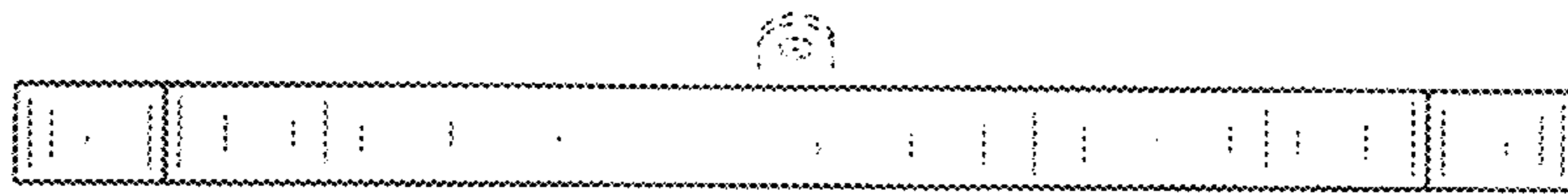


FIG. 6




FIG. 7




FIG. 8