



US00D891976S

(12) **United States Design Patent** (10) **Patent No.:** **US D891,976 S**
Marks (45) **Date of Patent:** **** Aug. 4, 2020**

(54) **BRILLIANT CUT DIAMOND**
(71) Applicant: **Bart Marks**, Modesto, CA (US)
(72) Inventor: **Bart Marks**, Modesto, CA (US)
(73) Assignee: **Fire & Ice Diamonds, Inc.**, Reno, NV (US)
(**) Term: **15 Years**

D546,233	S	*	7/2007	Botha	D11/90
D564,392	S	*	3/2008	Botha	D11/90
D566,610	S	*	4/2008	Sinclair	D11/90
D610,940	S	*	3/2010	Tannenbaum	D11/90
D718,181	S	*	11/2014	Kothari	D11/92
D765,539	S	*	9/2016	Bhansali	D11/90
D785,493	S	*	5/2017	Bhansali	D11/90
D785,495	S	*	5/2017	Bhansali	D11/90
D809,422	S	*	2/2018	Cheung	D11/90
D812,517	S	*	3/2018	Botha	D11/90
D813,085	S	*	3/2018	Dholakiya	D11/90
D823,711	S	*	7/2018	Bhansali	D11/90
2012/0180525	A1	*	7/2012	Weingarten	A44C 17/001 63/32

(21) Appl. No.: **29/649,513**
(22) Filed: **May 30, 2018**
(51) **LOC (12) Cl.** **11-01**
(52) **U.S. Cl.**
USPC **D11/90**
(58) **Field of Classification Search**
USPC D11/1, 2, 16, 26-29, 34, 35, 36, 56,
D11/89-92, 103
CPC A44C 17/00; A44C 17/001; A44C 17/002;
A44C 17/003; A44C 17/005; A44C
17/006; A44C 17/007; A44C 17/008
See application file for complete search history.

FOREIGN PATENT DOCUMENTS

GB RGN-6049001 * 11/2018

* cited by examiner

Primary Examiner — Kevin K Rudzinski
Assistant Examiner — Richard Kearney
(74) *Attorney, Agent, or Firm* — Sheppard, Mullin,
Richter & Hampton LLP

(57) **CLAIM**


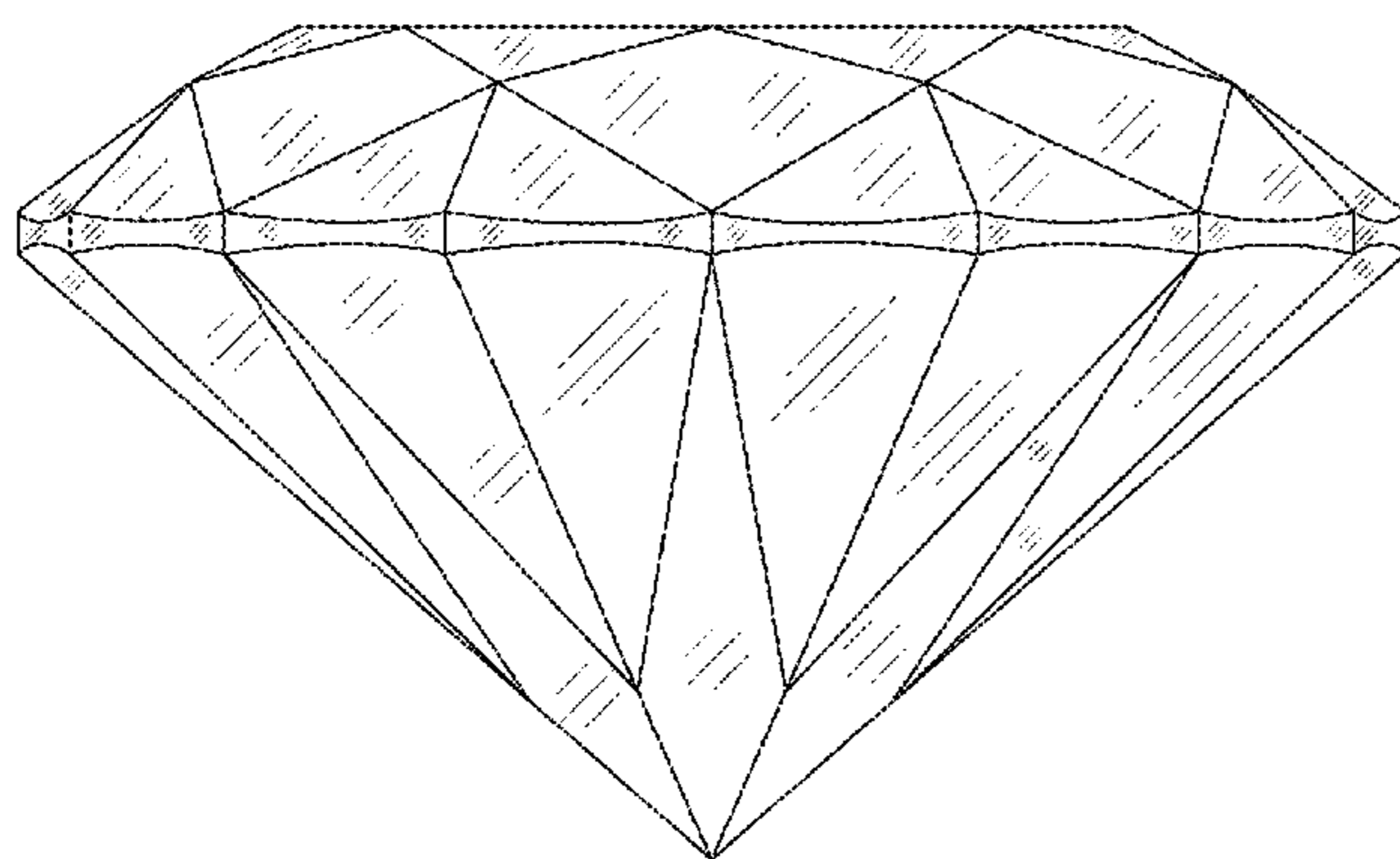
I claim the ornamental design for a brilliant cut diamond, as shown and described.

DESCRIPTION

FIG. 1 is a side view of a brilliant cut diamond showing my new design;
FIG. 2 is a top view thereof;
FIG. 3 is a perspective view thereof; and,
FIG. 4 is a bottom view thereof.

1 Claim, 2 Drawing Sheets

(56) **References Cited**
U.S. PATENT DOCUMENTS
3,763,665 A * 10/1973 Polakiewicz A44C 17/001
63/32
4,056,952 A * 11/1977 Okuda A44C 17/00
63/32
D330,873 S * 11/1992 Kaplan D11/89
D469,033 S * 1/2003 Siebenberg D11/90
D511,709 S * 11/2005 Mehta D11/90
D526,924 S * 8/2006 Shannon D11/90



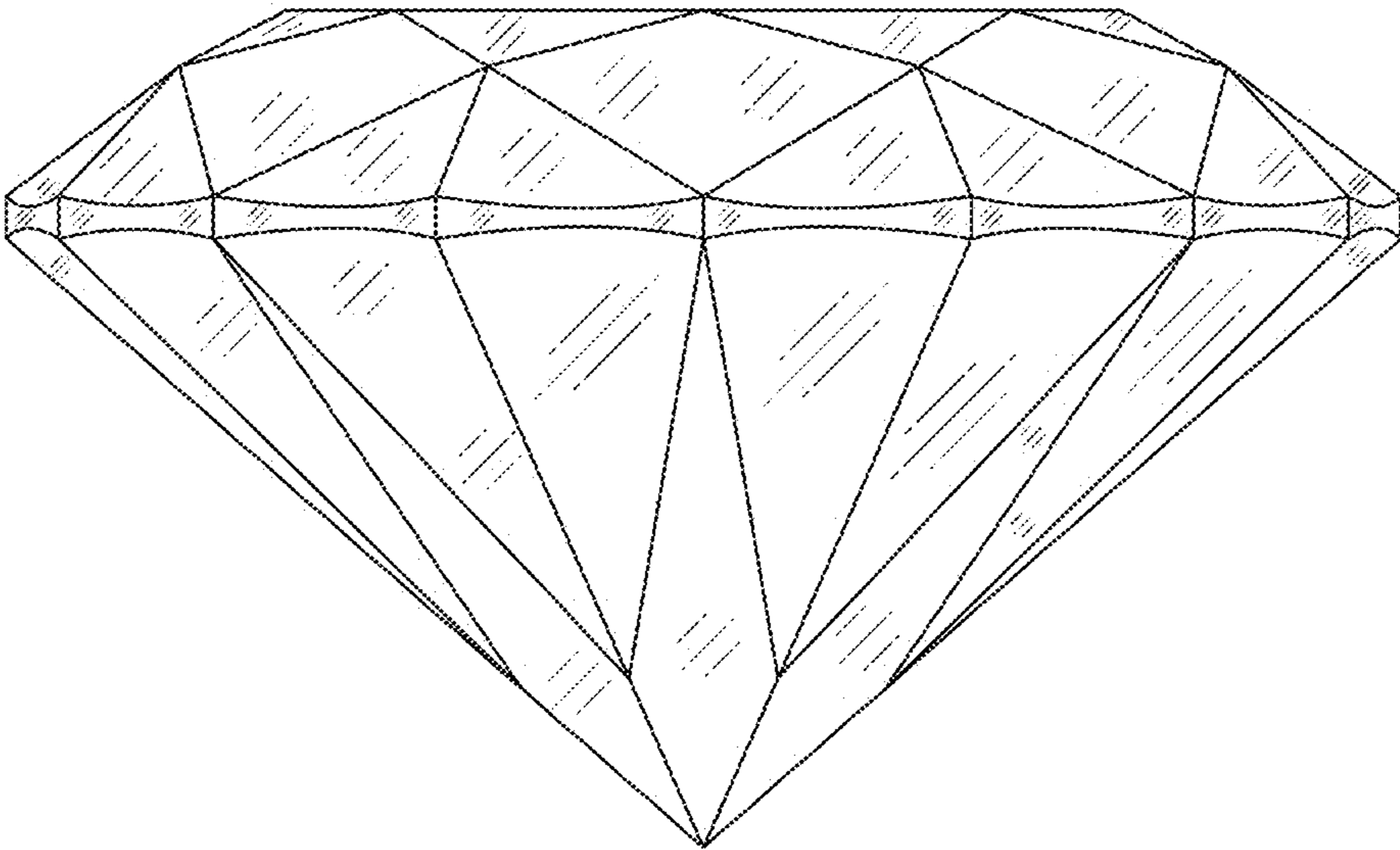


FIG. 1




FIG. 2

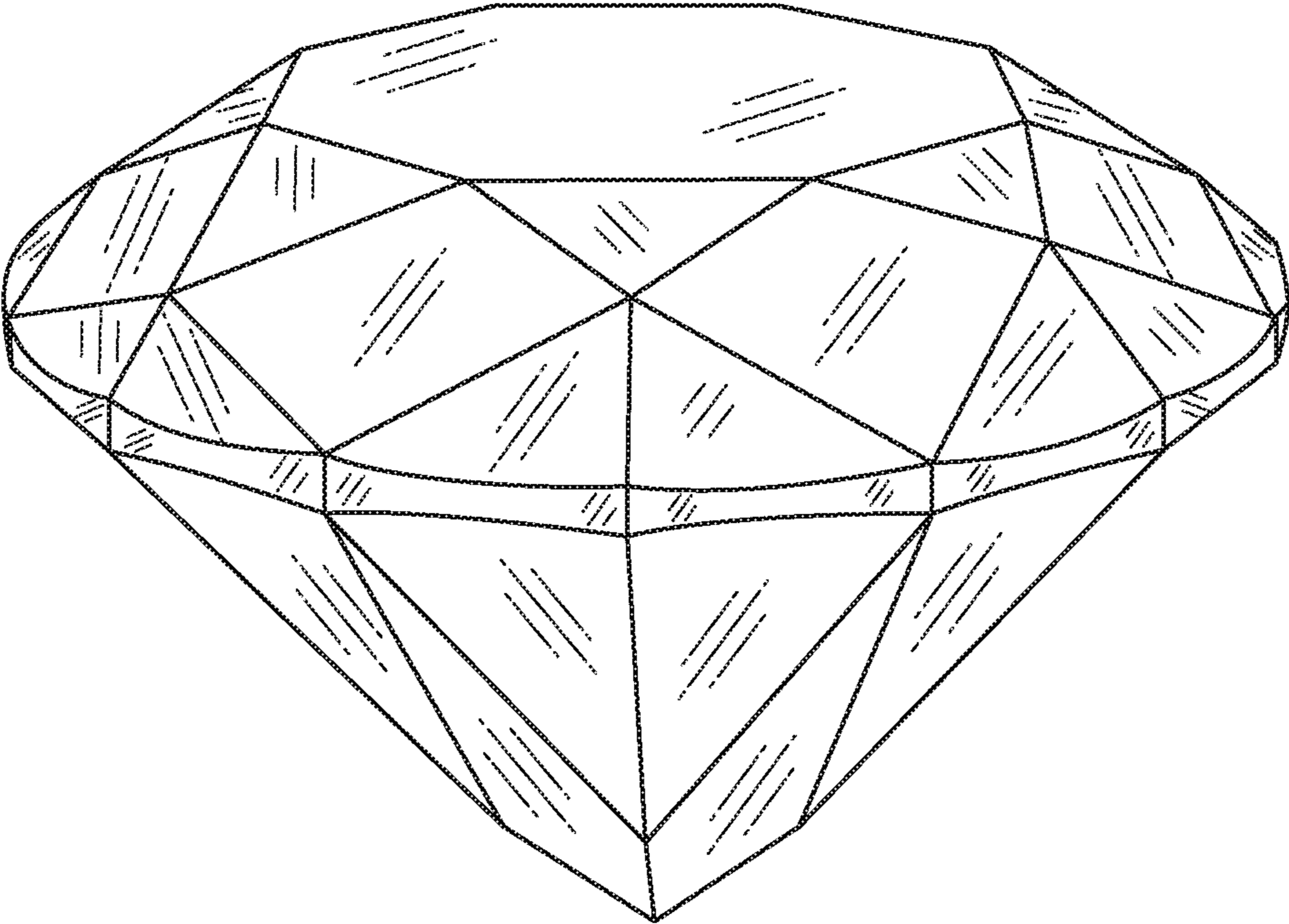


FIG. 3

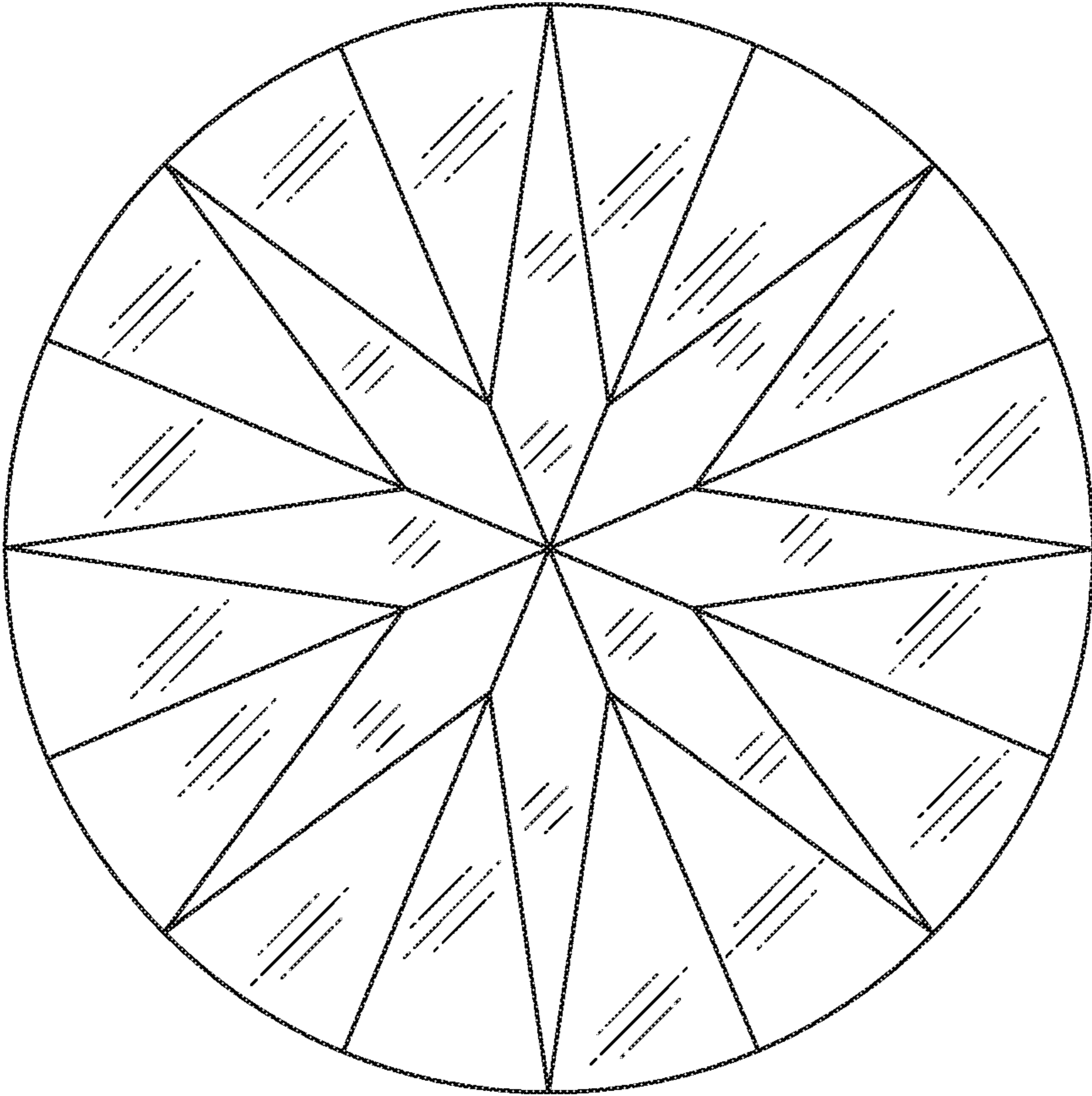


FIG. 4

UNITED STATES PATENT AND TRADEMARK OFFICE
CERTIFICATE OF CORRECTION

PATENT NO. : D891,976 S
APPLICATION NO. : 29/649513
DATED : August 4, 2020
INVENTOR(S) : Bart Marks

Page 1 of 2

It is certified that error appears in the above-identified patent and that said Letters Patent is hereby corrected as shown below:

On the Title Page

“Fig. 1” should be replaced with Fig. 1 as shown on the attached drawing sheet 1 of 2

“Fig. 2” should be replaced with Fig. 2 as shown on the attached drawing sheet 1 of 2

In the Drawings

“Fig. 1” should be replaced with Fig. 1 as shown on the attached drawing sheet 1 of 2

“Fig. 2” should be replaced with Fig. 2 as shown on the attached drawing sheet 1 of 2

Signed and Sealed this
Ninth Day of February, 2021



Drew Hirshfeld
*Performing the Functions and Duties of the
Under Secretary of Commerce for Intellectual Property and
Director of the United States Patent and Trademark Office*

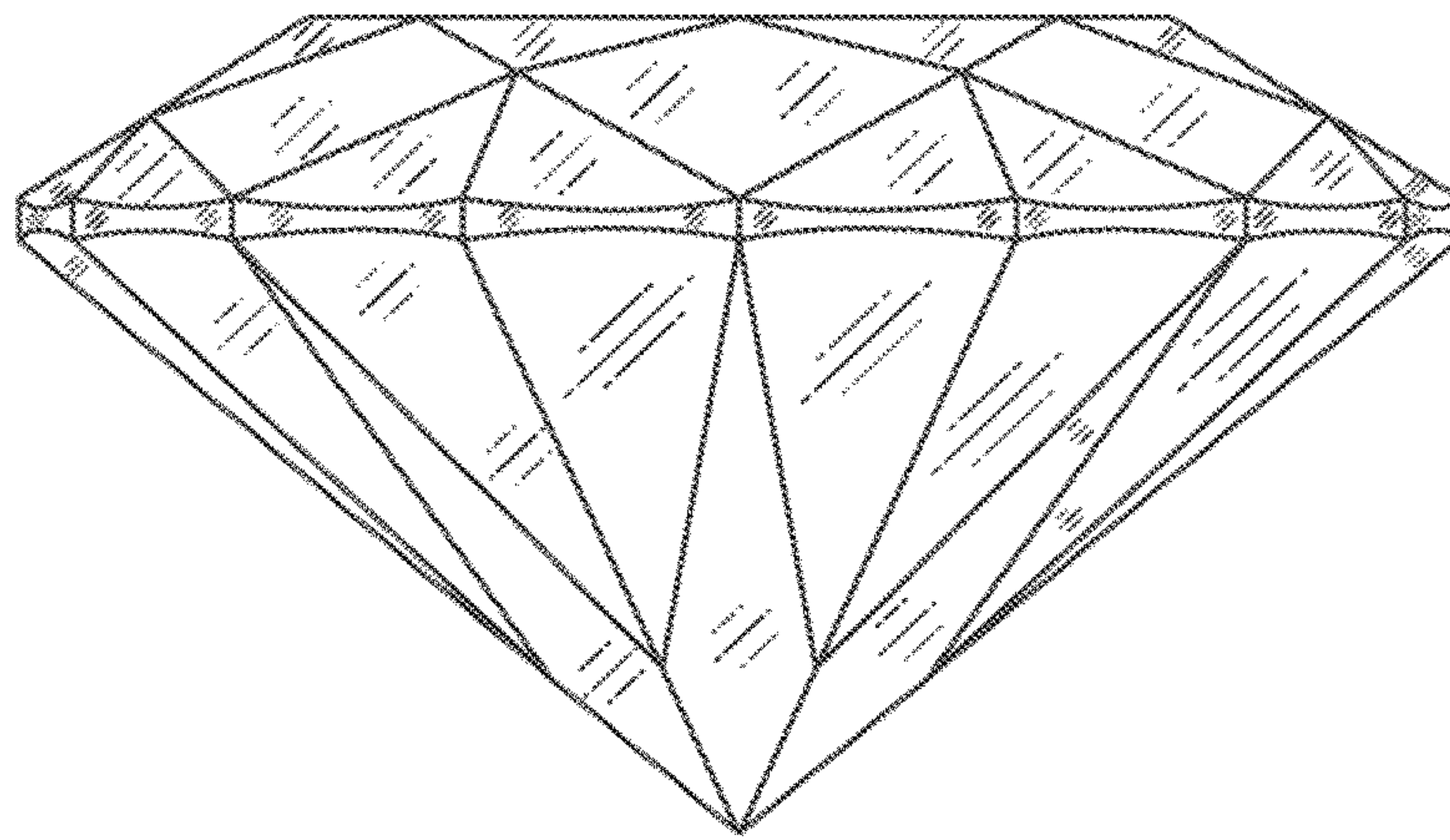


FIG. 1




FIG. 2