

US00D891944S

(12) **United States Design Patent**
Stern

(10) **Patent No.:** **US D891,944 S**

(45) **Date of Patent:** **** Aug. 4, 2020**

(54) **WRISTWATCH**

(71) Applicant: **PATEK PHILIPPE SA GENEVE,**
Genève (CH)

(72) Inventor: **Thierry Stern,** Genève (CH)

(**) Term: **15 Years**

(21) Appl. No.: **35/506,567**

(22) Filed: **Oct. 11, 2018**

(80) **Hague Agreement Data**

Int. Filing Date: **Oct. 11, 2018**

Int. Reg. No.: **DM/103606**

Int. Reg. Date: **Oct. 11, 2018**

Int. Reg. Pub. Date: **Apr. 12, 2019**

(51) **LOC (12) Cl.** **10-02**

(52) **U.S. Cl.**
USPC **D10/38**

(58) **Field of Classification Search**

USPC D10/1, 2, 10, 30-39, 98, 99, 122-128,
D10/132

CPC A41D 19/0027; A45C 11/10; G04C 19/00;
G04C 19/02; G04B 19/00; G04B 19/08;
G04B 19/048; G04B 19/04; G04B
19/046; G04B 19/06; G04B 19/025;
G04B 19/065; G04B 19/082; G04B
19/085; G04B 19/10; G04B 19/103;
G04B 19/106; G04B 19/12; G04B 19/18;
G04B 19/223; G04B 19/23; G04B 19/24;
G04B 19/241; G04B 19/243

See application file for complete search history.

(56) **References Cited**

U.S. PATENT DOCUMENTS

D445,343 S * 7/2001 Schneider D10/30
D569,276 S * 5/2008 Scheufele D10/39
D570,231 S * 6/2008 Actis-Datta D10/38
D571,230 S * 6/2008 Krieger D10/39
D582,792 S * 12/2008 Lalo D10/38

D590,276 S * 4/2009 Miloradovic D10/32
D605,533 S * 12/2009 Schoepfer D10/38
D640,144 S * 6/2011 Tonohori D10/32
D640,145 S * 6/2011 Goto D10/32
D673,463 S * 1/2013 Duport D10/32
D717,668 S * 11/2014 Sugiura D10/32
D781,737 S * 3/2017 Blootacker D10/126
D792,247 S * 7/2017 Davoli D10/30
D792,786 S * 7/2017 Davoli D10/30
D793,871 S * 8/2017 Lasserre D10/30
D797,577 S * 9/2017 Kauffmann D10/30
D816,530 S * 5/2018 Antifora D10/126
D816,531 S * 5/2018 Antifora D10/126
D817,194 S * 5/2018 Monachon D10/39
D823,704 S * 7/2018 Dicks D10/126
D828,185 S * 9/2018 Savolainen D10/38

(Continued)

Primary Examiner — Natasha Vujcic

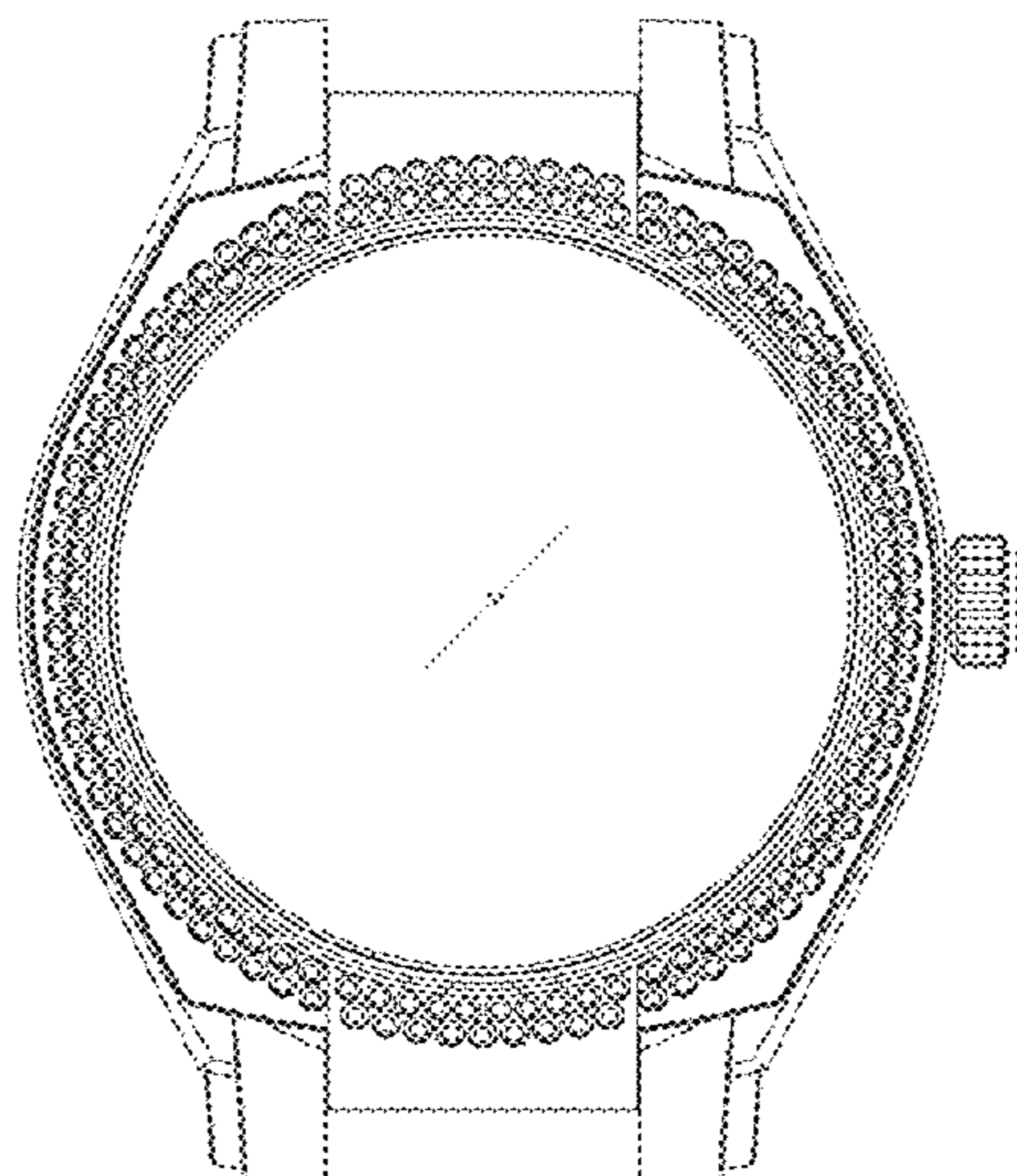
(57) **CLAIM**

The ornamental design for a wristwatch, as shown and described.

DESCRIPTION

Figure 4.1 is a front elevation view of a wristwatch showing the new design;
Figure 4.2 is a rear elevation view thereof;
Figure 4.3 is left side elevation view thereof;
Figure 4.4 is a right side elevation view thereof;
Figure 4.5 is a bottom plan view thereof;
Figure 4.6 is a top plan view thereof; and
Figure 4.7 is a front, bottom, and right side perspective view thereof;
Figure 6.1 is a front elevation view of an alternate embodiment thereof;
Figure 6.2 is a rear elevation view thereof;
Figure 6.3 is left side elevation view thereof;
Figure 6.4 is a right side elevation view thereof;
Figure 6.5 is a bottom plan view thereof;
Figure 6.6 is a top plan view thereof; and
Figure 6.7 is a front, bottom, and right side perspective view thereof.

1 Claim, 14 Drawing Sheets



(56)

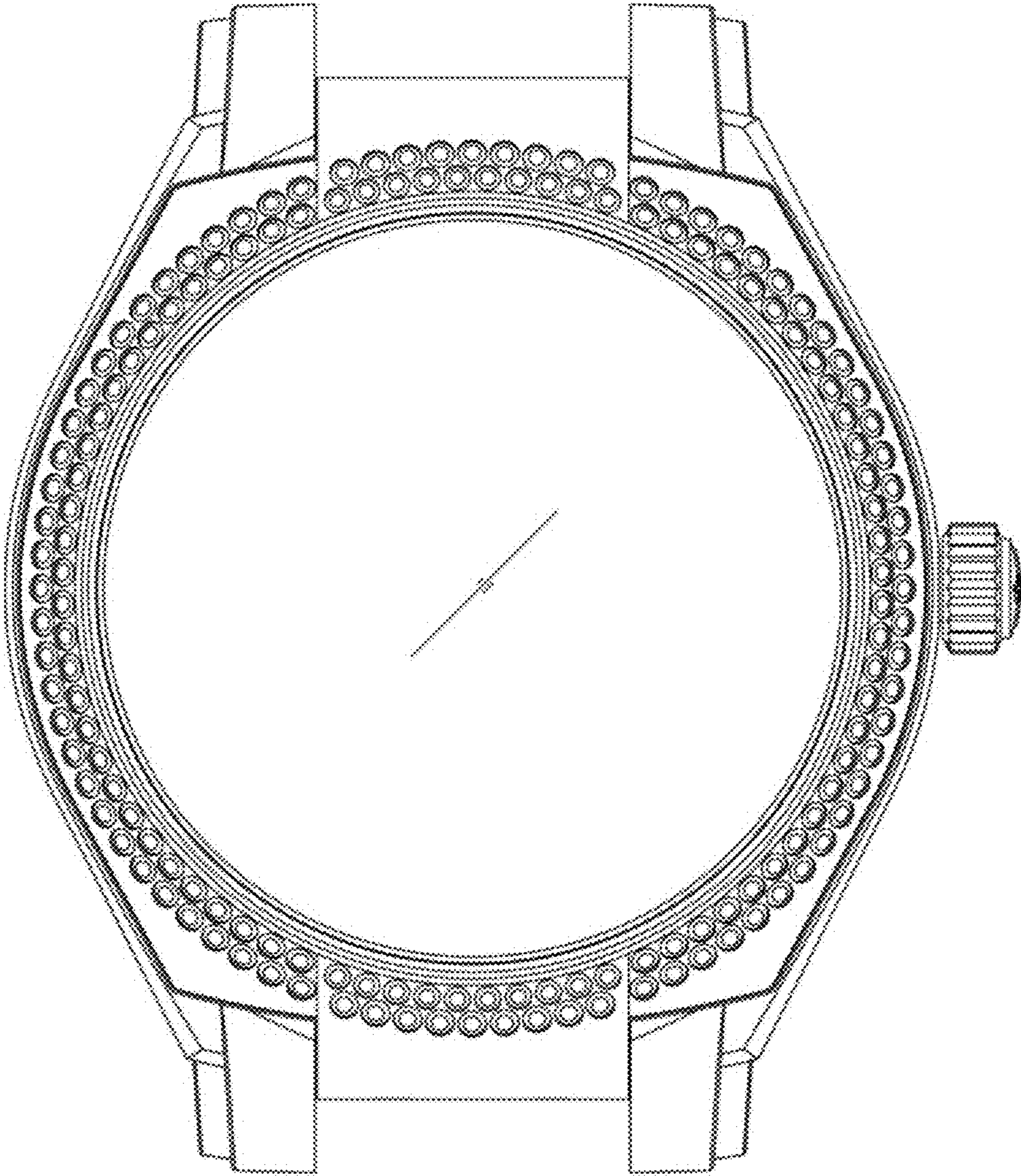
References Cited

U.S. PATENT DOCUMENTS

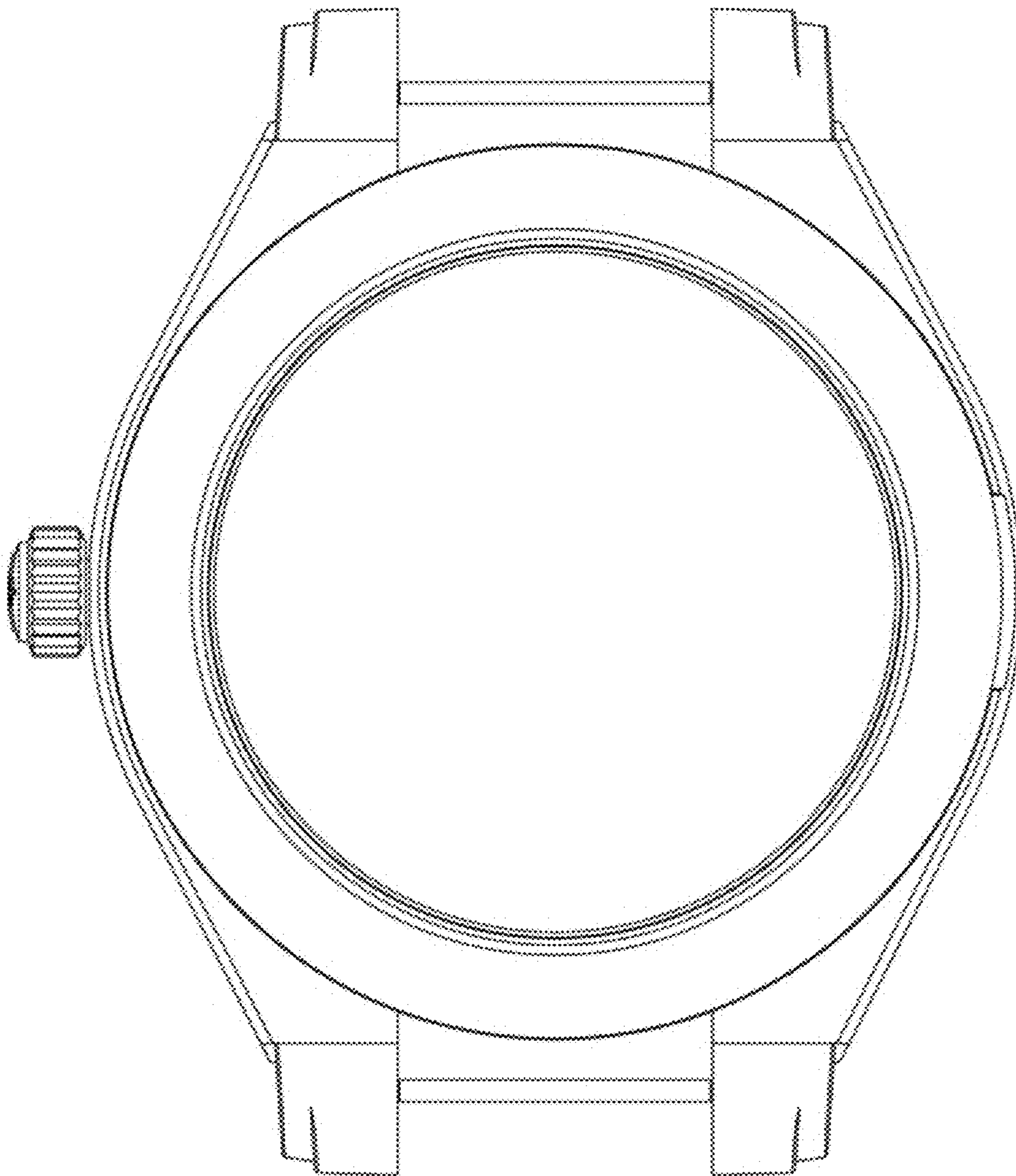
D834,980	S	*	12/2018	Le Bot	D10/126
D835,536	S	*	12/2018	Antifora	D10/126
D836,008	S	*	12/2018	Schoepfer	D10/39
D850,292	S	*	6/2019	Dicks	D10/30
D852,664	S	*	7/2019	Bonke	D10/126
D855,485	S	*	8/2019	Ciobanu	D10/126
D858,339	S	*	9/2019	Tinguely	D10/126
D860,820	S	*	9/2019	Bove	D10/32
D864,762	S	*	10/2019	Gonet	D10/32
D866,352	S	*	11/2019	Ming	D10/39
D867,194	S	*	11/2019	Monachon	D10/126
D869,964	S	*	12/2019	Stern	D10/39
D870,571	S	*	12/2019	Stern	D10/38
D871,931	S	*	1/2020	Stern	D10/38
D873,154	S	*	1/2020	Stern	D10/38

* cited by examiner


4.1




4.2



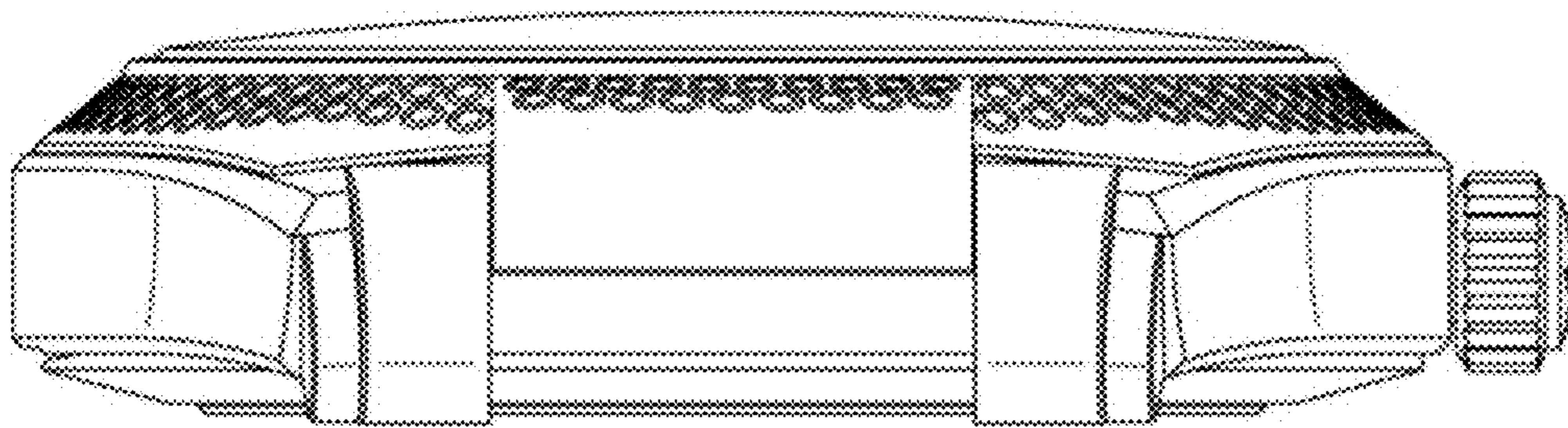
4.3



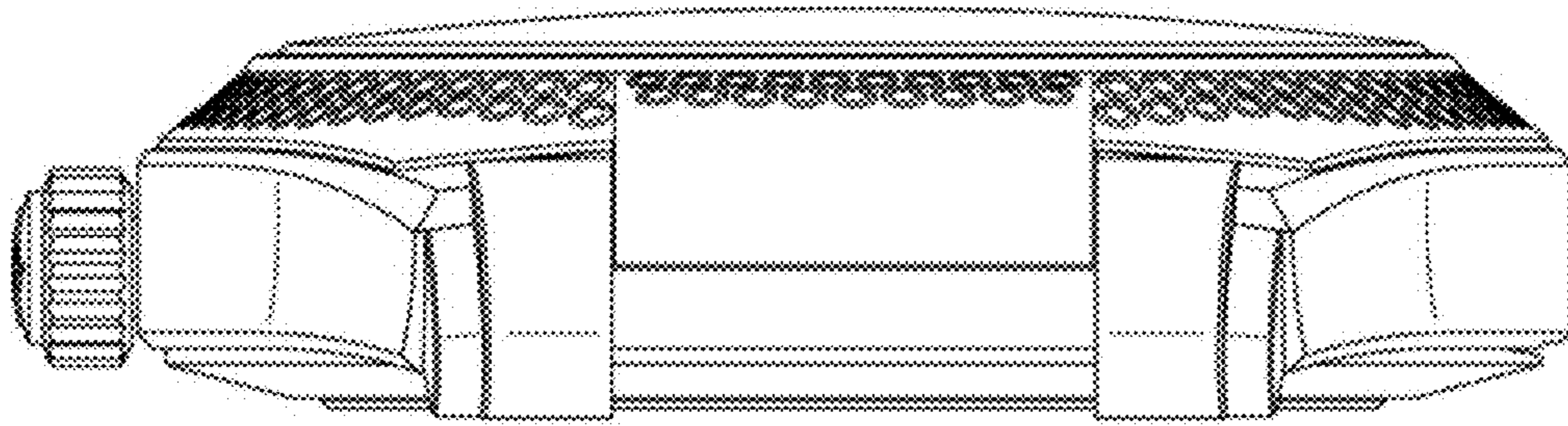
4.4



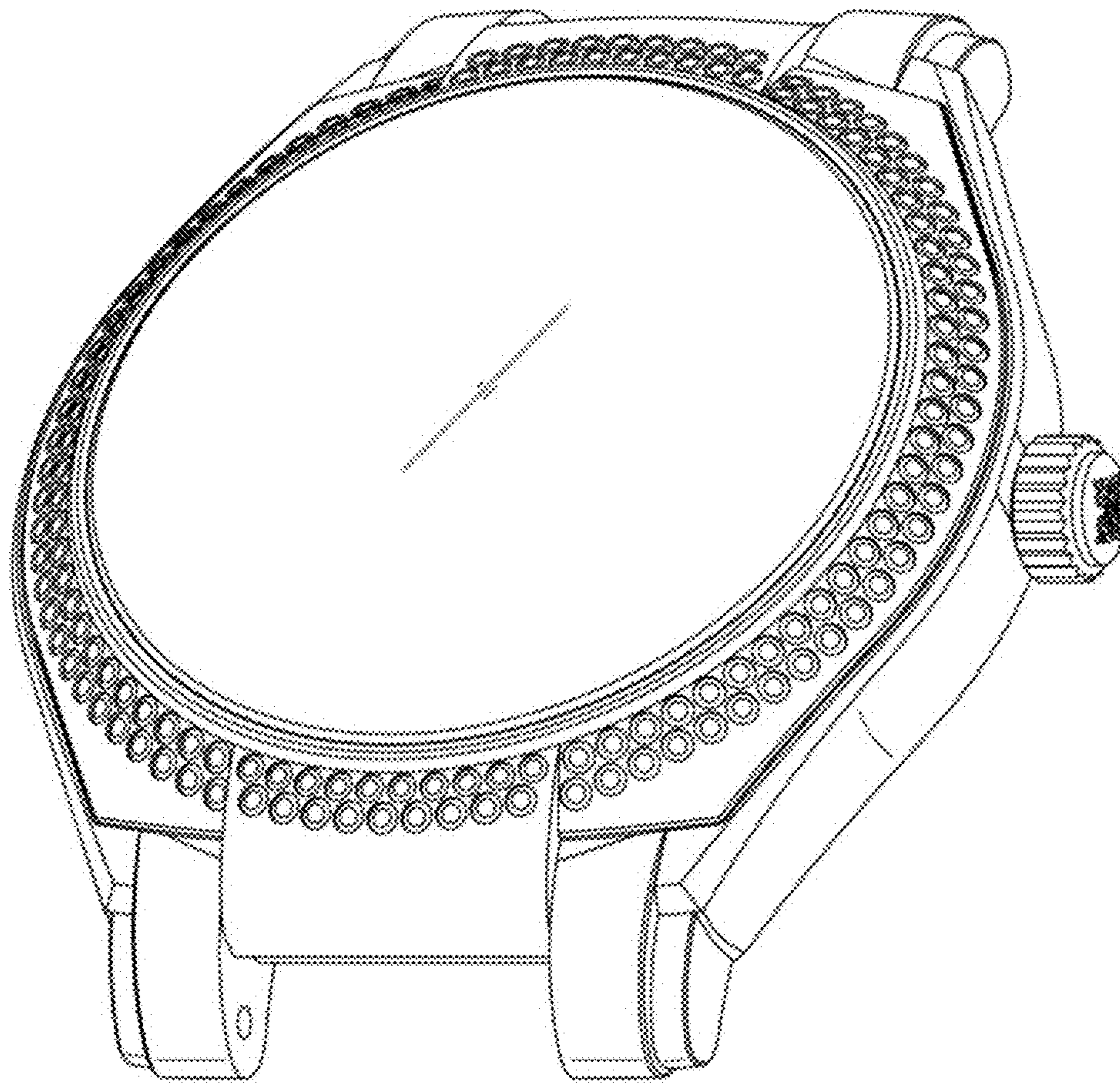
4.5



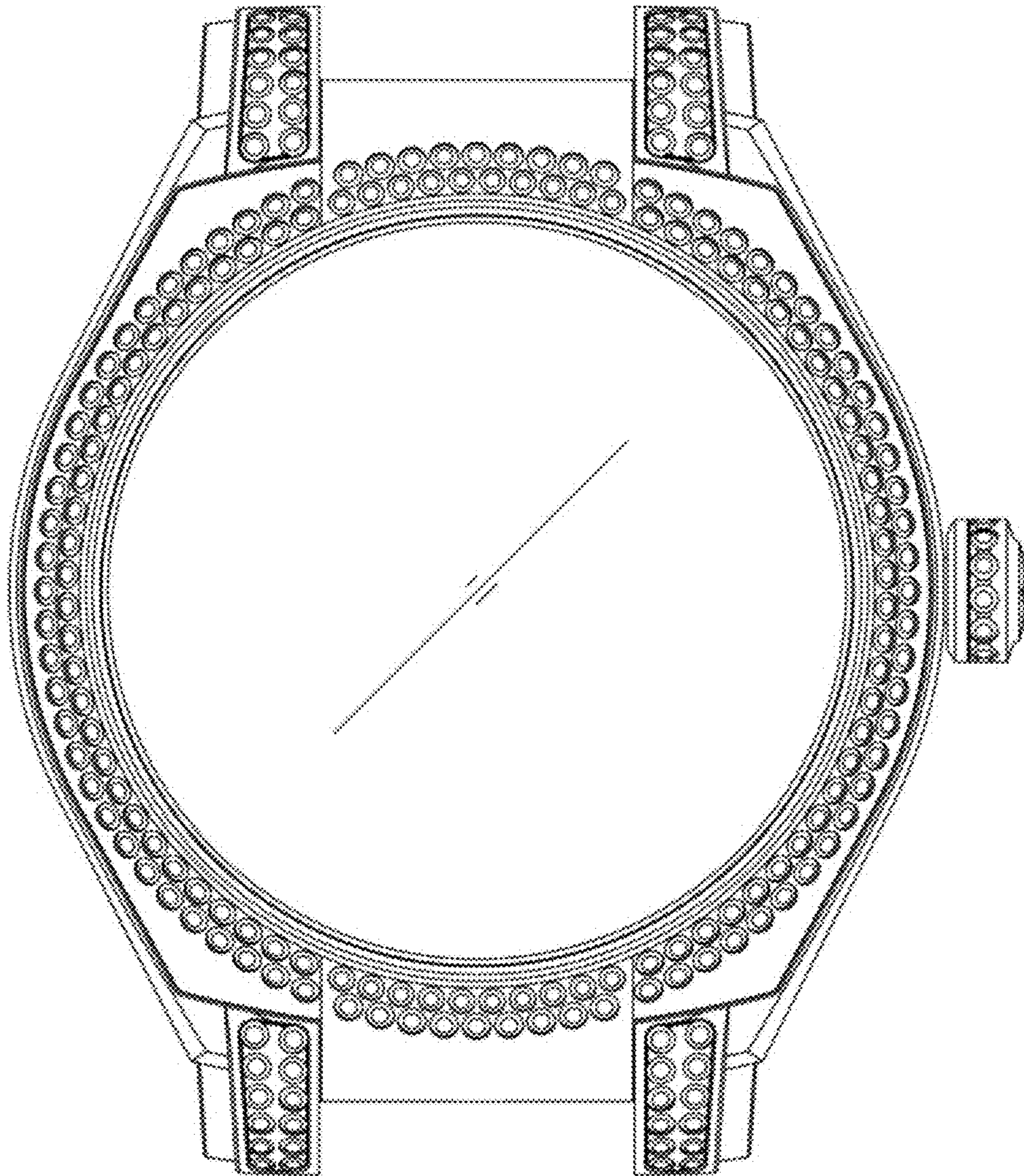
4.6



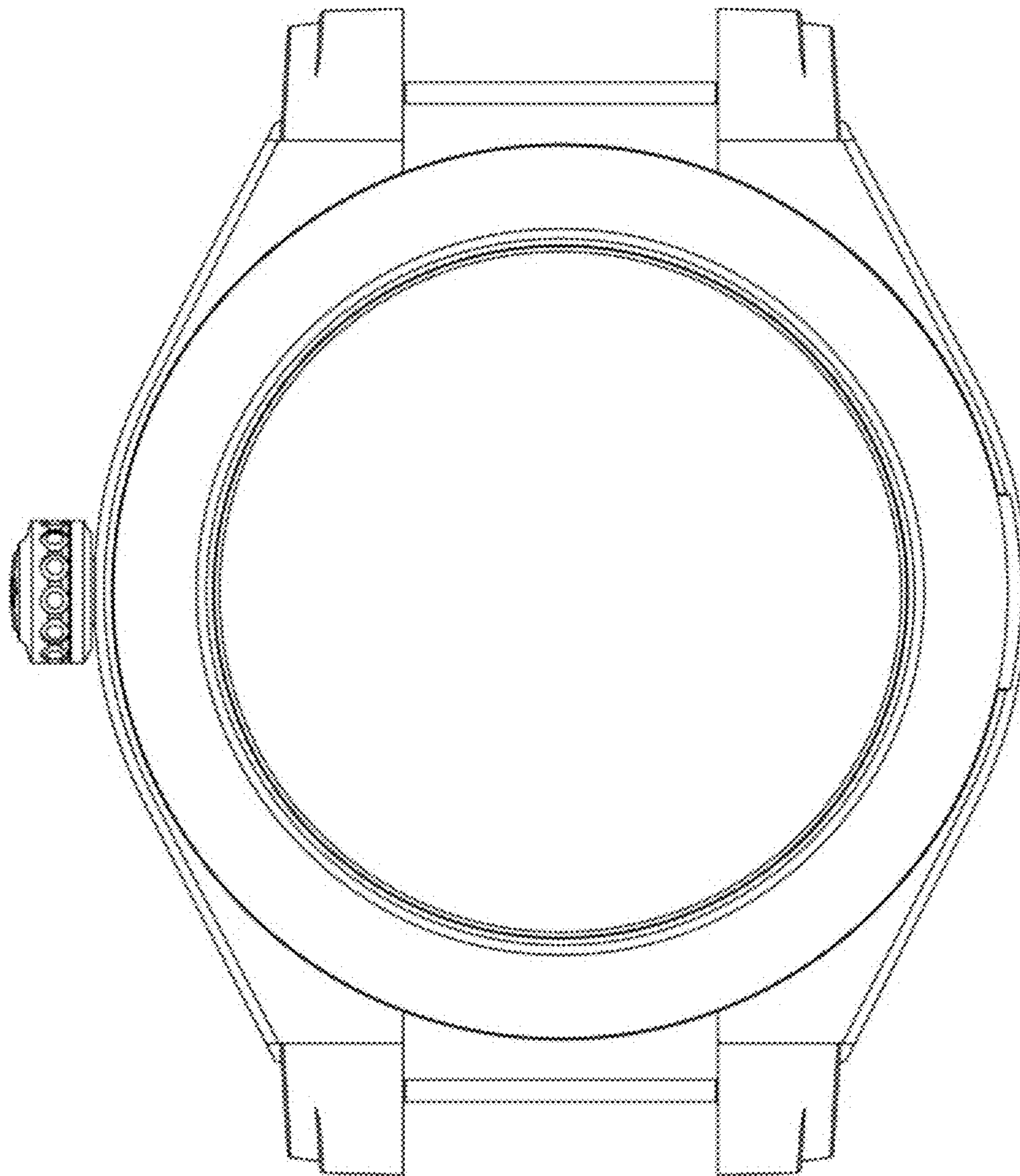
4.7




6.1




6.2



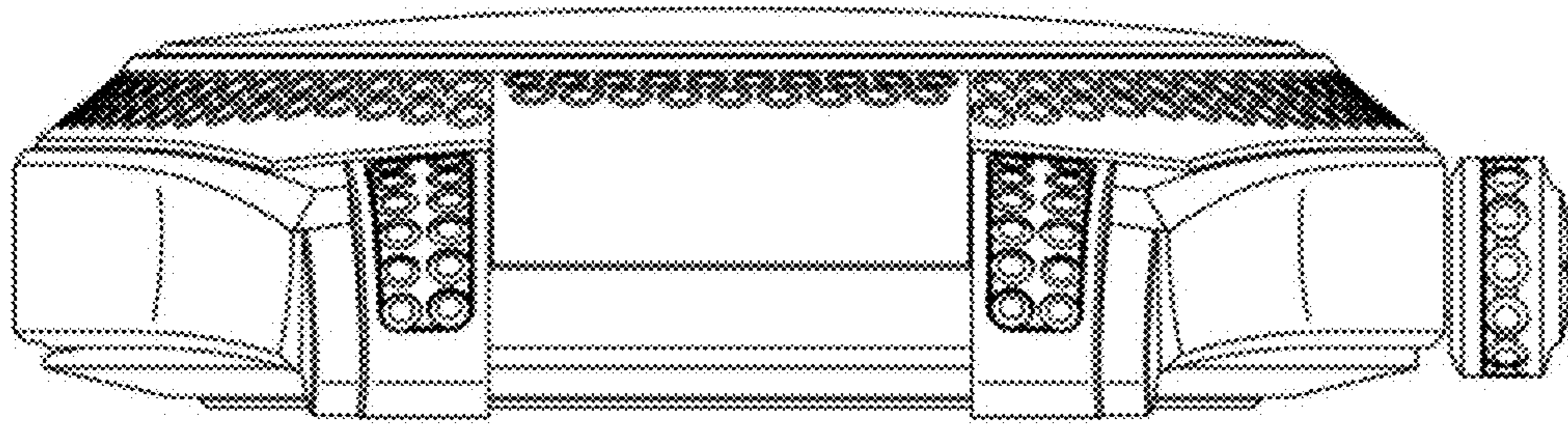
6.3




6.4



6.5



6.6



6.7

