



US00D891941S

(12) **United States Design Patent** (10) **Patent No.:** **US D891,941 S**
Kim (45) **Date of Patent:** **** Aug. 4, 2020**

(54) **CASE FOR GOLF BALL**

(71) Applicant: **VOLVIK INC.**, Chungcheongbuk-do (KR)

(72) Inventor: **Jeong Mook Kim**, Gyeonggi-do (KR)

(73) Assignee: **VOLVIK, INC.**, Chungcheongbuk-Do (KR)

(**) Term: **15 Years**

(21) Appl. No.: **29/656,243**

(22) Filed: **Jul. 11, 2018**

(30) **Foreign Application Priority Data**

Jan. 11, 2018 (KR) 30-2018-0001815

(51) **LOC (12) Cl.** **09-03**

(52) **U.S. Cl.**
USPC **D9/757**

(58) **Field of Classification Search**

USPC D9/762, 757, 737, 761, 420-426, 432, D9/418, 415, 501, 72, 739, 742, 753, 756, D9/741, 721; D7/611, 550.1, 605, 701, D7/553.1, 553.2, 614; D3/313, 304, 311, D3/314, 315, 257, 259, 904; D11/143, D11/155, 156; D24/227; 206/139, 206/201-203, 427, 265, 504, 518, 519, 206/524.1, 557, 561, 564, 565, 703, 704, 206/705, 523, 586, 515, 521.1, 521.15, 206/521.3, 521.6, 521.8, 521.4, 521.9, 206/406; 220/4.26, 508; 229/406; D21/796, 708

CPC B65D 5/5495; B65D 85/1072; B65D 5/5253; B65D 85/1063; B65D 5/0085; B65D 21/0204; B65D 5/427; B65D 21/0201; B65D 5/009; B65D 77/006; B65D 85/324; B65D 85/32; B65D 71/70; B65D 85/322; B65D 25/04

See application file for complete search history.

(56) **References Cited**

U.S. PATENT DOCUMENTS

D192,677	S	*	5/1962	Schaefer	D7/701
D247,533	S	*	3/1978	Noyes	D6/514
D251,214	S	*	2/1979	Coleman	D3/295
4,202,569	A	*	5/1980	Thuringer	D04G 3/02
						206/564
4,407,092	A	*	10/1983	Ware	A01G 31/02
						47/64
D296,388	S	*	6/1988	Williams	D3/224
D318,985	S	*	8/1991	Szablak	D30/133
D325,975	S	*	5/1992	Grade	D19/83
5,195,633	A	*	3/1993	Kaminski	B44C 5/02
						206/315.9

(Continued)

Primary Examiner — W. A. Teddy Falloway

(74) *Attorney, Agent, or Firm* — Harness, Dickey & Pierce, P.L.C.



(57) **CLAIM**

The ornamental design for a case for golf ball, as shown and described.

DESCRIPTION

FIG. 1 is a perspective view of a case for golf ball, showing our new design;
FIG. 2 is a front view of the case for golf ball shown in FIG. 1;
FIG. 3 is a back view of the case for golf ball shown in FIG. 1;
FIG. 4 is a left view of the case for golf ball shown in FIG. 1;
FIG. 5 is a right view of the case for golf ball shown in FIG. 1;
FIG. 6 is a top view of the case for golf ball shown in FIG. 1; and,
FIG. 7 is a bottom view of the case for golf ball shown in FIG. 1.

1 Claim, 7 Drawing Sheets



(56)

References Cited

U.S. PATENT DOCUMENTS

D341,717 S * 11/1993 Hickin D3/255
D361,661 S * 8/1995 Masuda D3/273
D381,515 S * 7/1997 Haynes D24/224
D394,003 S * 5/1998 Tate D9/415
D394,004 S * 5/1998 Tate D9/415
D400,373 S * 11/1998 Thoesen D3/313
6,036,019 A * 3/2000 Silverman A45C 11/20
206/478
D472,752 S * 4/2003 Medendorp D21/341
D576,849 S * 9/2008 Carfagna D7/550.1
D596,758 S * 7/2009 Constable D24/230
D608,609 S * 1/2010 Eaton D7/701
D716,893 S * 11/2014 Todd D21/796
D744,159 S * 11/2015 Lukas D27/172
D761,044 S * 7/2016 Shannon D6/682.4
D789,217 S * 6/2017 Antons D9/737
D800,184 S * 10/2017 Suess D15/79
D810,679 S * 2/2018 Patton D13/108
D811,833 S * 3/2018 Thurow D7/706
D817,105 S * 5/2018 Stuart D7/600.1
D840,100 S * 2/2019 Gonzalez D28/38
D868,496 S * 12/2019 Bach D6/520
2014/0216979 A1 * 8/2014 Veltrop A47J 39/006
206/561

* cited by examiner




FIG. 1




Fig. 2




Fig. 3




Fig. 4




Fig. 5




Fig. 6




Fig. 7