



US00D891936S

(12) **United States Design Patent**
Huai

(10) **Patent No.:** **US D891,936 S**

(45) **Date of Patent:** **** Aug. 4, 2020**

(54) **STRETCHING PACKAGE**

(71) Applicant: **Gang Huai**, Shanghai (CN)

(72) Inventor: **Gang Huai**, Shanghai (CN)

(**) Term: **15 Years**

(21) Appl. No.: **29/680,191**

(22) Filed: **Feb. 14, 2019**

(51) **LOC (12) Cl.** **09-05**

(52) **U.S. Cl.**

USPC **D9/705**

(58) **Field of Classification Search**

USPC D9/702-714, 499, 442-443, 434, 435,
D9/415; D24/118, 121, 207; 426/106;
383/61.1, 42, 119-120, 106-108, 103,
383/127, 114, 907, 215; 220/495.03;
206/406, 811, 484, 260, 527, 248;
428/35.2

CPC B65D 33/004; B65D 33/00; B65D 33/06;
B65D 33/12; B65D 29/00; B65D 29/04;
B65D 31/00; B65D 31/02; B65D 31/04;
B65D 31/18; B65D 81/00; B65D 81/36;
E05G 1/00; E05G 1/005; E05G 1/02;
E05G 1/04; E05B 65/00; E05B 65/0075;
E05B 65/52

See application file for complete search history.

(56) **References Cited**

U.S. PATENT DOCUMENTS

D383,671 S * 9/1997 Phillips D7/629
D618,999 S * 7/2010 Akana D9/430

D650,663 S * 12/2011 Shiffer D9/425
D659,530 S * 5/2012 Akana D9/424
D814,924 S * 4/2018 Georgiadis D9/428
D861,495 S * 10/2019 Mezzalira D9/705
D870,564 S * 12/2019 Kinas D9/705

* cited by examiner

Primary Examiner — Abraham Bahta

(74) *Attorney, Agent, or Firm* — John L. Sotomayor

(57) **CLAIM**

The ornamental design for a stretching package, as shown and described.

DESCRIPTION

A portion of the disclosure of this patent document contains material which is subject to copyright protection. The copyright owner has no objection to the facsimile reproduction of the patent document or the patent disclosure, as it appears in the Patent and Trademark Office patent file or records, but otherwise reserves all copyright rights whatsoever.

FIG. 1 is a perspective view of the stretching package showing my new design;

FIG. 2 is a front view thereof;

FIG. 3 is a back view thereof;

FIG. 4 is a left side view thereof;

FIG. 5 is a right side view thereof;

FIG. 6 is a top view thereof; and,

FIG. 7 is a bottom view thereof.

1 Claim, 7 Drawing Sheets






Fig. 1




Fig.2




Fig.3




Fig.4

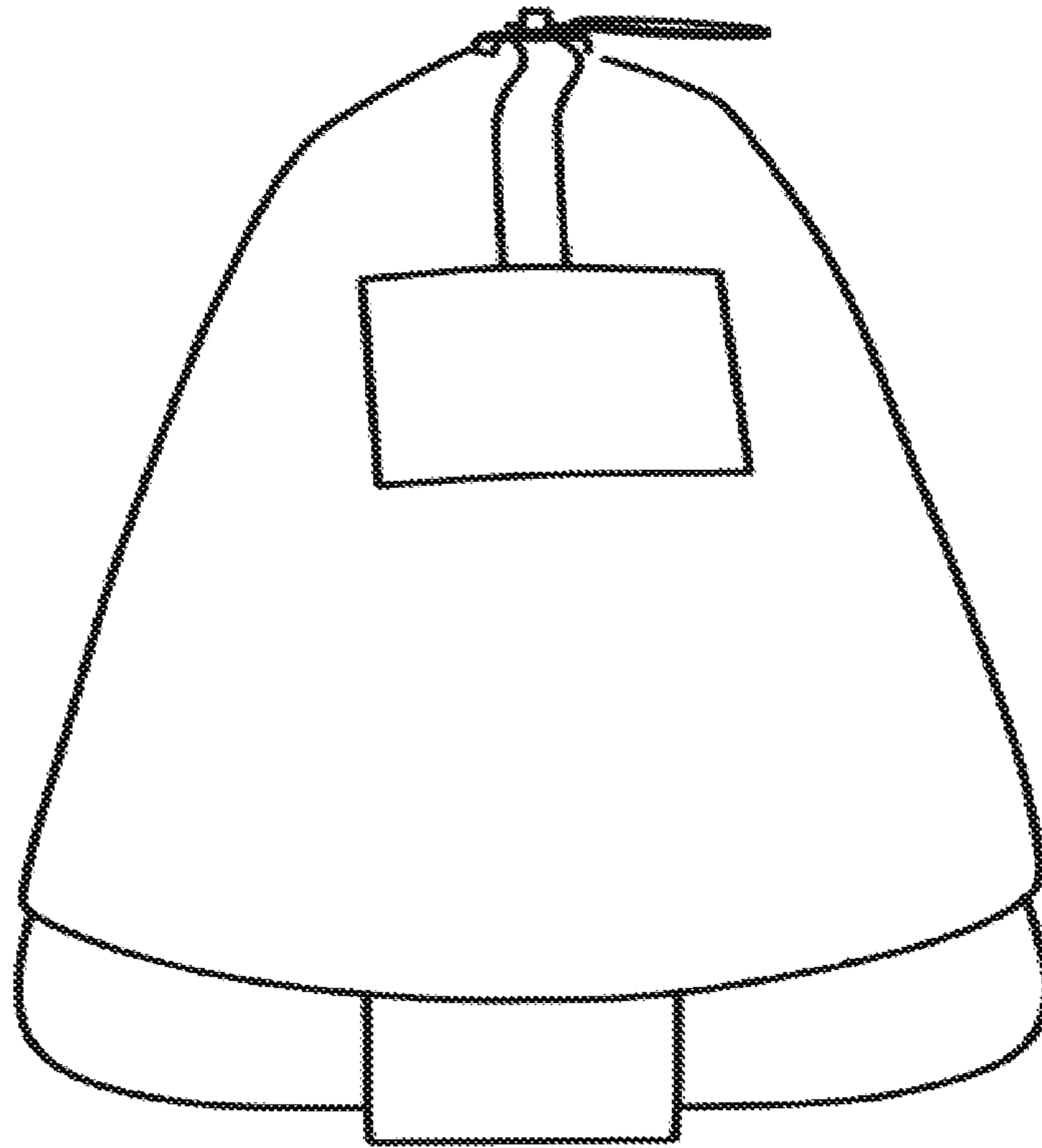


Fig.5

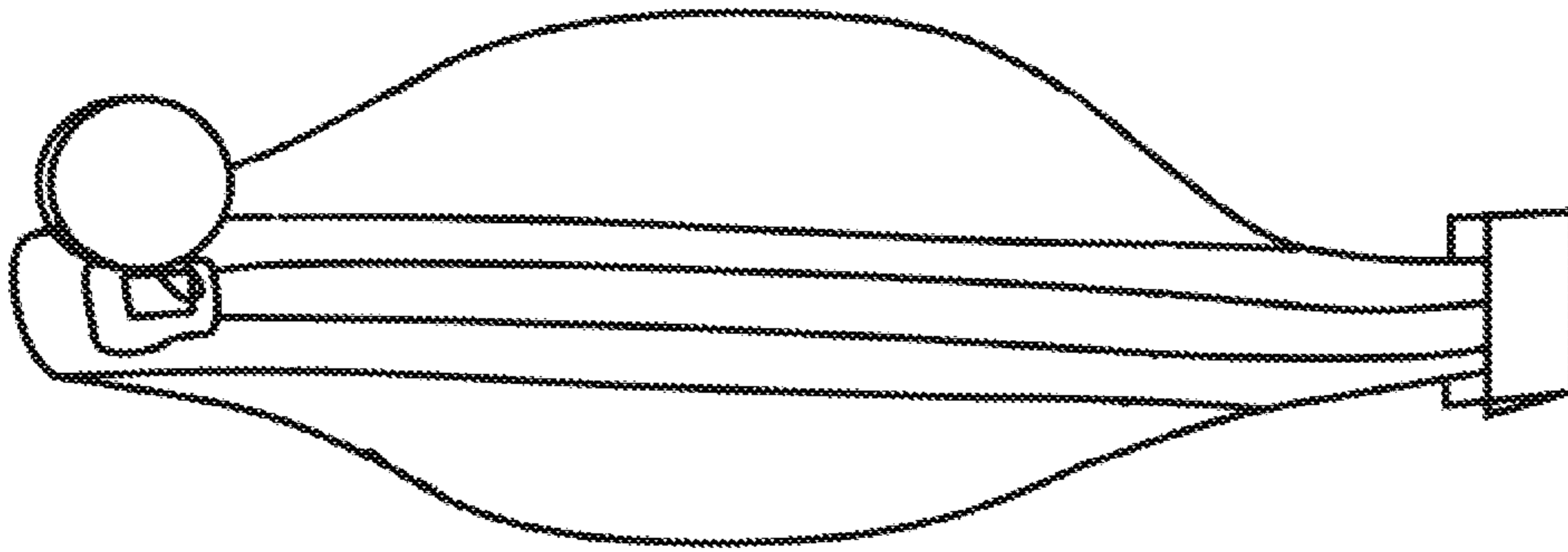


Fig.6




Fig.7