

US00D891934S

(12) **United States Design Patent** (10) **Patent No.:** **US D891,934 S**
Patel (45) **Date of Patent:** **** Aug. 4, 2020**

(54) **BOTTLE**

(71) Applicant: **Ceves Technologies, LLC**, Marietta, GA (US)

(72) Inventor: **Nilang Patel**, Mableton, GA (US)

(73) Assignee: **Ceves Technologies, LLC**, Marietta, GA (US)

(**) Term: **15 Years**

(21) Appl. No.: **29/631,180**

(22) Filed: **Dec. 28, 2017**

(51) **LOC (12) Cl.** **09-01**

(52) **U.S. Cl.**
USPC **D9/559; D9/575**

(58) **Field of Classification Search**
USPC D9/453, 454, 516, 520, 521, 530, 544,
D9/546, 559, 560, 563, 564, 572-575,
D9/715, 719

CPC . B65D 21/0204; B65D 21/02; B65D 21/0213
See application file for complete search history.

(56) **References Cited**

U.S. PATENT DOCUMENTS

D88,112 S	*	10/1932	Scurlock	D7/612
D210,865 S	*	4/1968	Skolnik	D9/716
D387,278 S	*	12/1997	Olivares	D9/541
5,866,419 A	*	2/1999	Meder	C12M 23/08 215/382
D478,819 S	*	8/2003	Pfaeffl	D7/607
D489,271 S	*	5/2004	Soomar	D9/561
D500,448 S	*	1/2005	Krunas	D9/544
D567,101 S	*	4/2008	Pierre	D9/520
D582,292 S	*	12/2008	Short	D9/435

D594,345 S	*	6/2009	Short	D9/561
D598,295 S	*	8/2009	Miceli	D9/561
D627,657 S	*	11/2010	Vogler	D9/520
D646,580 S	*	10/2011	Dolhun	D9/561
D653,554 S	*	2/2012	Kitazawa	D9/561
D695,620 S	*	12/2013	Karekar	D9/529
D731,894 S	*	6/2015	Meyer	D9/453
D740,680 S	*	10/2015	Christian	D9/561
D774,914 S	*	12/2016	Kuzma	D9/543
D803,694 S	*	11/2017	Essler	D9/561

FOREIGN PATENT DOCUMENTS

JP 1521642 S 4/2015

* cited by examiner

Primary Examiner — Shannon W Morgan

Assistant Examiner — Keith Frank

(74) *Attorney, Agent, or Firm* — H. Brock Kolls

(57) **CLAIM**

The ornamental design of a bottle, as shown and described.

DESCRIPTION

FIG. 1 is a first perspective view of a bottle in accordance with the present invention;

FIG. 2 is a second perspective view thereof;

FIG. 3 is a front view thereof;

FIG. 4 is back view thereof;


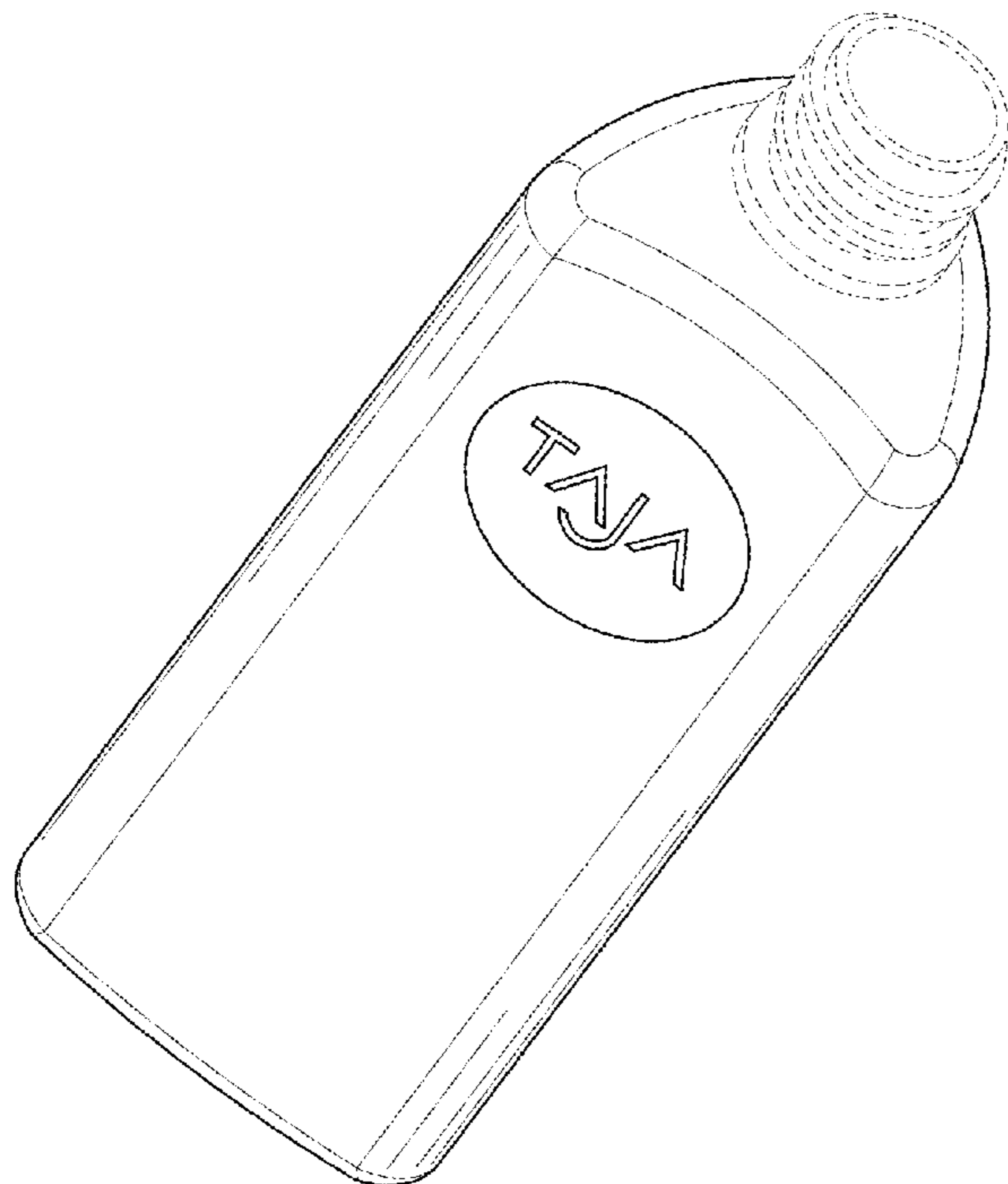
FIG. 5 is a top view thereof;

FIG. 6 is a bottom view thereof; and,

FIG. 7 is a right side view thereof, the left side view being a mirror image.

The broken lines showing the mouth of the bottle in FIGS. 1-5 and 7 and portions of the bottom of the bottle in FIGS. 2 and 6 illustrate portions of the bottle that form no part of the claimed design.

1 Claim, 3 Drawing Sheets



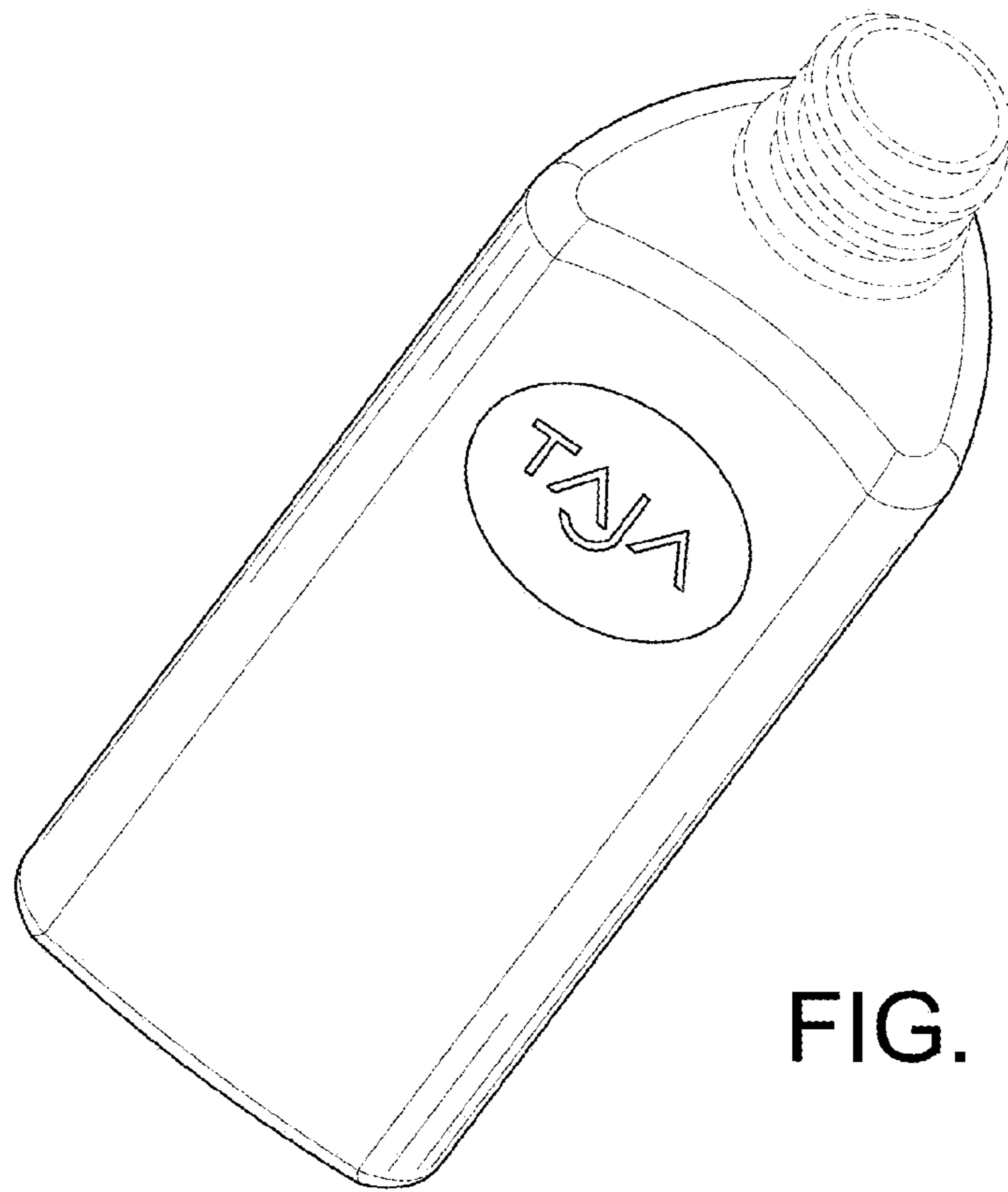


FIG. 1

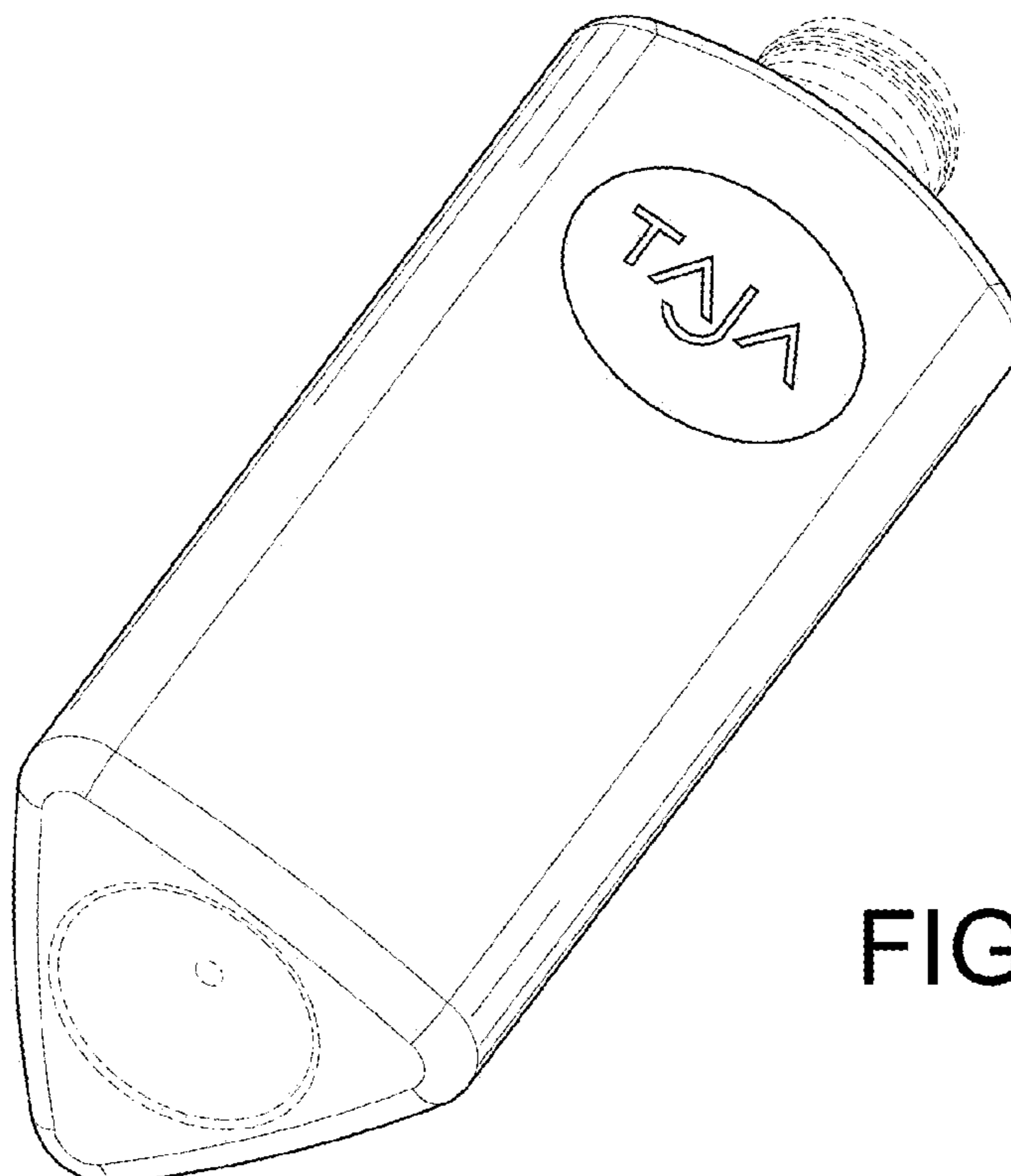


FIG. 2




FIG. 4




FIG. 3




FIG. 7

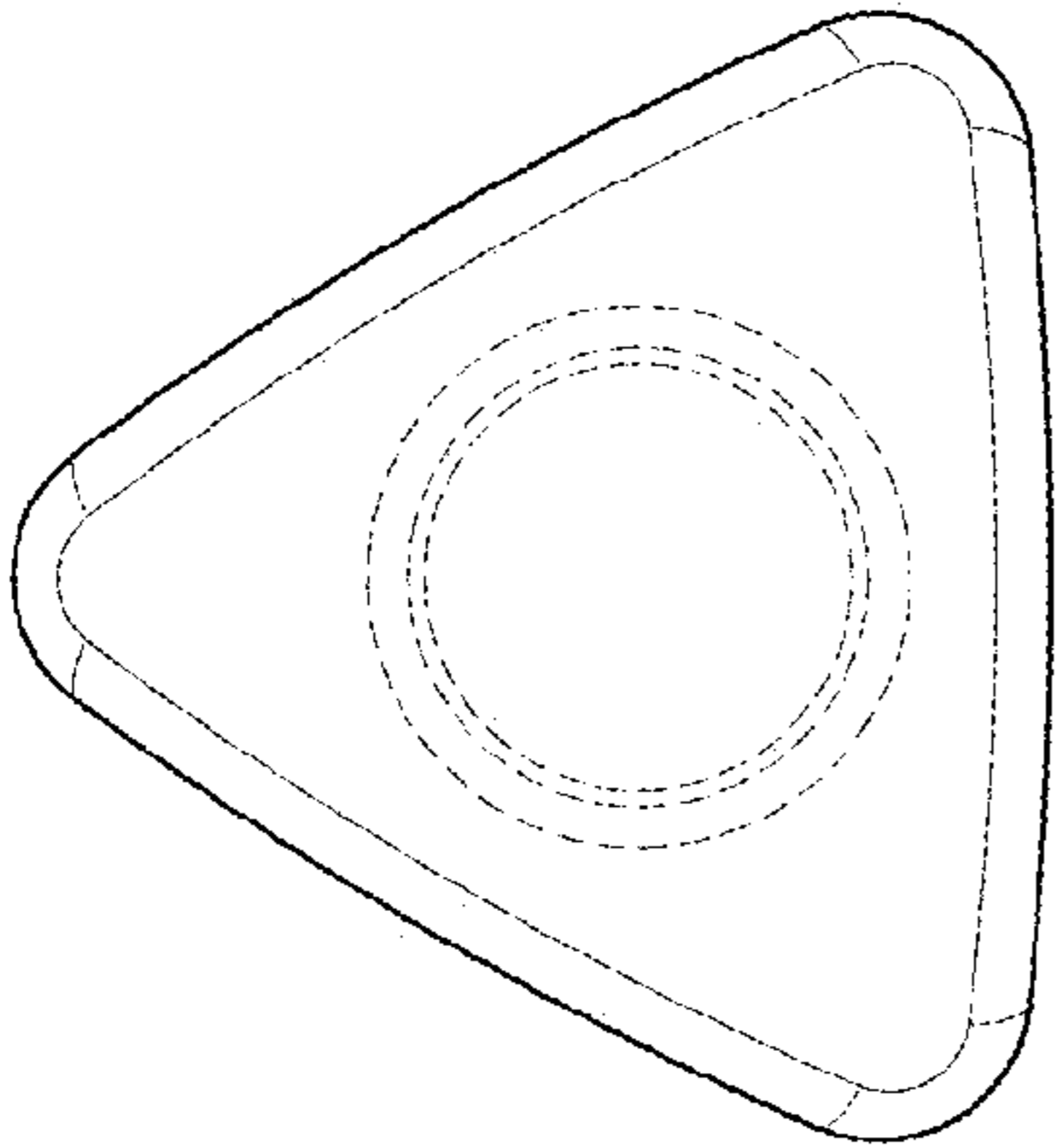


FIG. 5

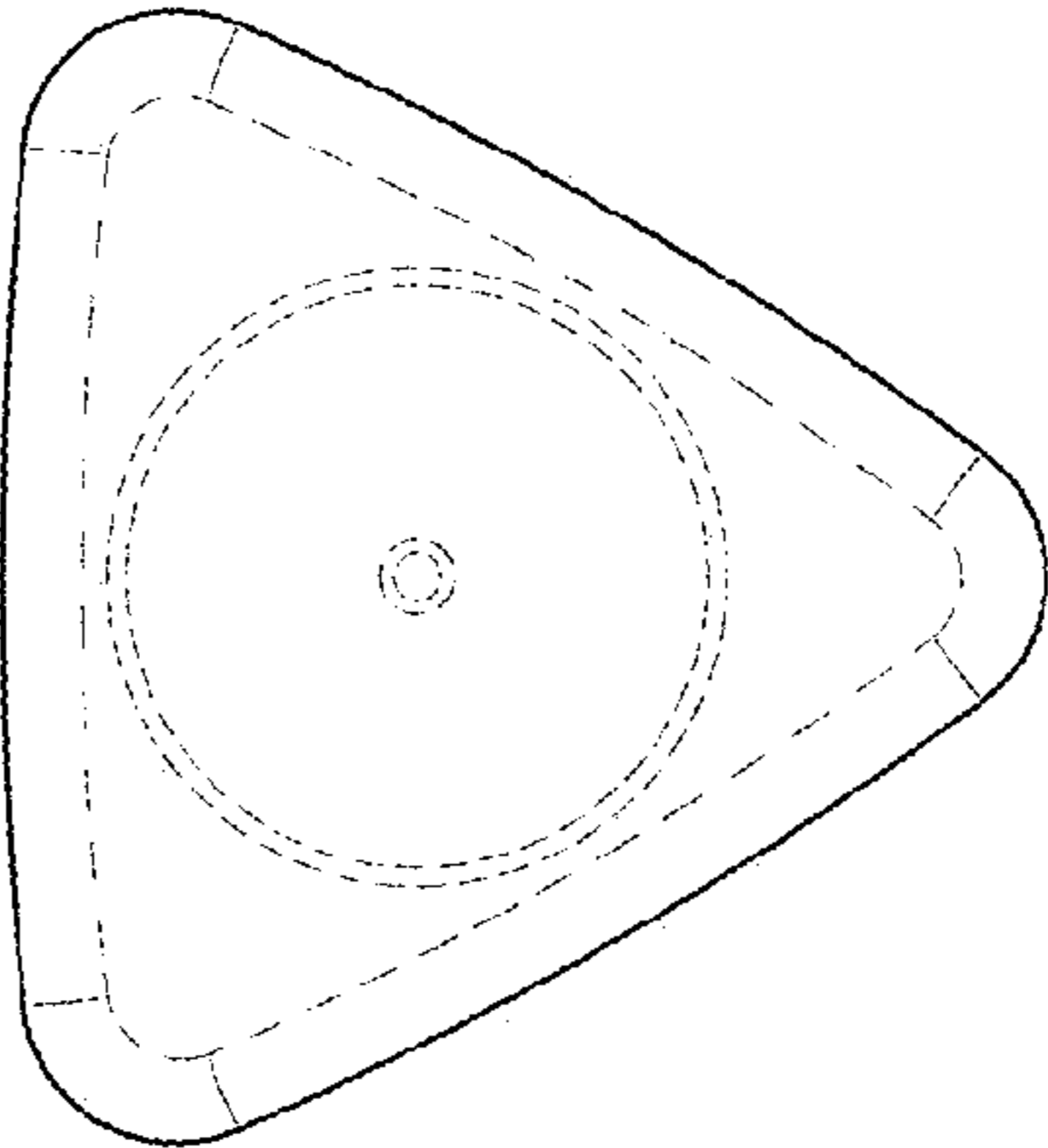


FIG. 6