



US00D891899S

(12) **United States Design Patent** (10) **Patent No.:** **US D891,899 S**  
**Barajas** (45) **Date of Patent:** **\*\* \*Aug. 4, 2020**

(54) **TOOL HANDLE**  
(71) Applicant: **TRAXXAS LP**, McKinney, TX (US)  
(72) Inventor: **Jaime Felix Barajas**, Dallas, TX (US)  
(73) Assignee: **TRAXXAS LP**, McKinney, TX (US)  
(\* ) Notice: This patent is subject to a terminal disclaimer.

(\*\*) Term: **15 Years**

(21) Appl. No.: **29/645,661**

(22) Filed: **Apr. 27, 2018**

(51) **LOC (12) Cl.** ..... **08-05**

(52) **U.S. Cl.**  
USPC ..... **D8/107**

(58) **Field of Classification Search**  
USPC ..... D8/83, 107, 300, 303, 307, 310, 321, D8/322; D7/393, 394, 395, 396  
CPC ..... Y10T 16/469; Y10T 16/44; Y10T 16/466; Y10T 16/4713; Y10T 16/459; Y10T 74/20828; Y10T 29/49826; Y10T 74/20732; Y10T 16/4559; Y10T 74/20864; Y10T 74/20822; A46B 5/026; A46B 2200/302; A46B 5/021; A47L 13/022; A47L 1/06; A47L 13/20; A47L 11/4075; B25G 1/10; B25G 1/00; B25G 3/04; B25G 3/00; Y10S 16/12; Y10S 16/19; Y10S 16/41; Y10S 16/90; Y10S 16/40

See application file for complete search history.

(56) **References Cited**

**U.S. PATENT DOCUMENTS**

D531,006 S \* 10/2006 Tsai ..... D8/107  
D531,480 S \* 11/2006 Tsai ..... D8/107  
D533,428 S \* 12/2006 Tsai ..... D8/107  
D542,620 S \* 5/2007 Thompson ..... D8/107  
D553,464 S \* 10/2007 Rinner ..... D8/83

7,367,979 B2 \* 5/2008 Abdelgany ..... A61B 17/862 606/104  
D576,467 S \* 9/2008 Shu ..... D8/107  
D603,683 S \* 11/2009 Hu ..... D8/107  
D607,300 S \* 1/2010 Lin ..... D8/107  
D617,170 S \* 6/2010 Lai ..... D8/107  
D686,899 S \* 7/2013 Lin ..... D8/83  
D717,142 S \* 11/2014 Jannitto, Jr. .... D8/21  
2004/0163501 A1 \* 8/2004 Chen ..... B25G 1/066 81/177.1  
2008/0148909 A1 \* 6/2008 Lai ..... B25B 23/0042 81/177.85

\* cited by examiner

*Primary Examiner* — Lauren R Calve

(74) *Attorney, Agent, or Firm* — Daryl R. Wright; Greg Carr

(57) **CLAIM**

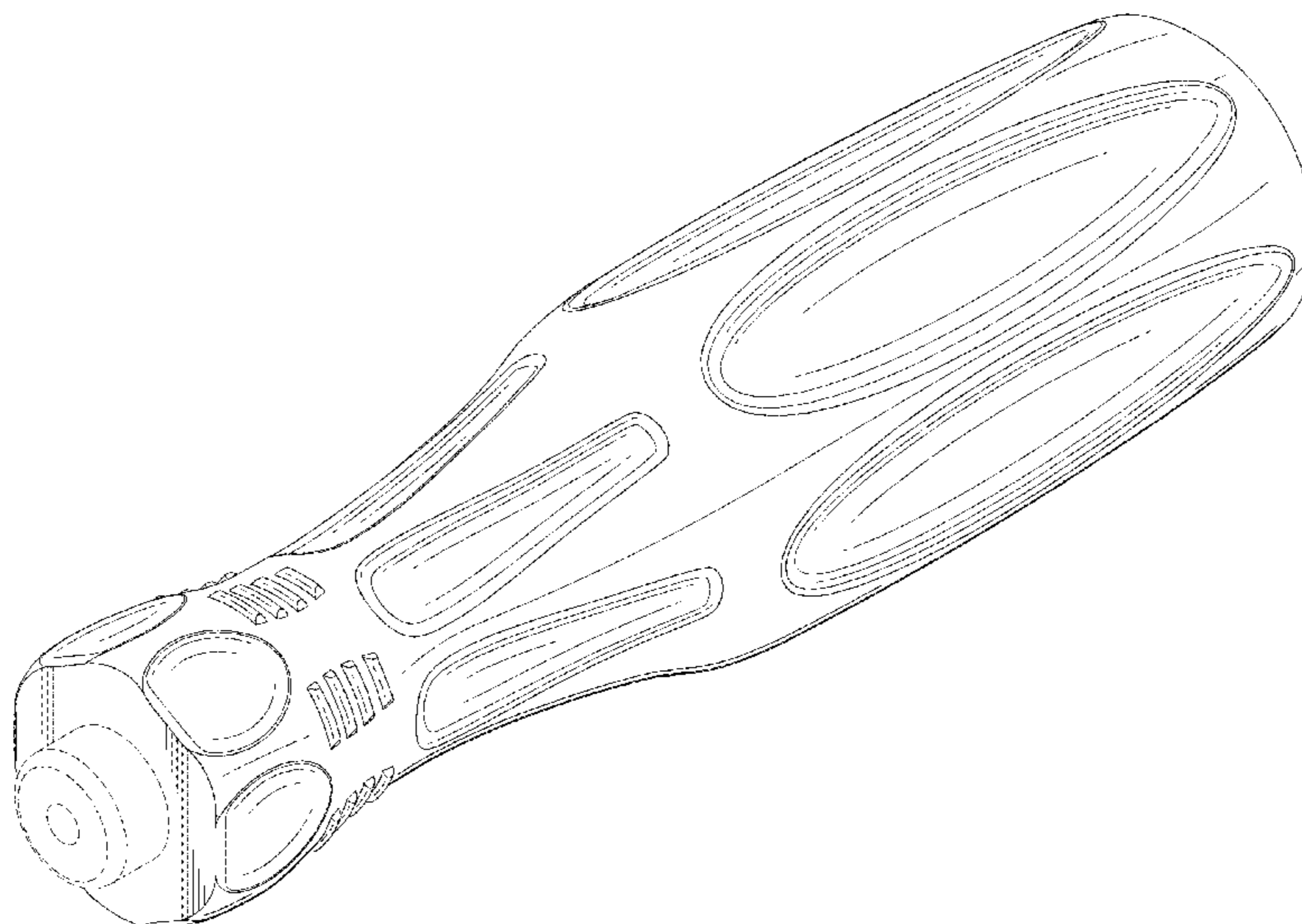
I claim the ornamental design for a tool handle, as shown and described.

**DESCRIPTION**

FIG. 1 is an upper, left, front perspective view of a tool handle;  
FIG. 2 is top plan view thereof;  
FIG. 3 is a bottom plan view thereof;  
FIG. 4 is a left side elevation view thereof;  
FIG. 5 is a right side elevation view thereof;  
FIG. 6 is a rear elevation view thereof;  
FIG. 7 is a front elevation view thereof; and,  
FIG. 8 is an upper, left, front perspective environmental use view.

In the drawings, the broken line showing of features of the tool handle illustrate portions of the tool handle that form no part of the claimed design; whereas, the broken line showing of the environmental use view depicts environmental subject matter and is provided for the purposes of illustrating environmental use structure and context and also forms no part of the claimed design.

**1 Claim, 5 Drawing Sheets**



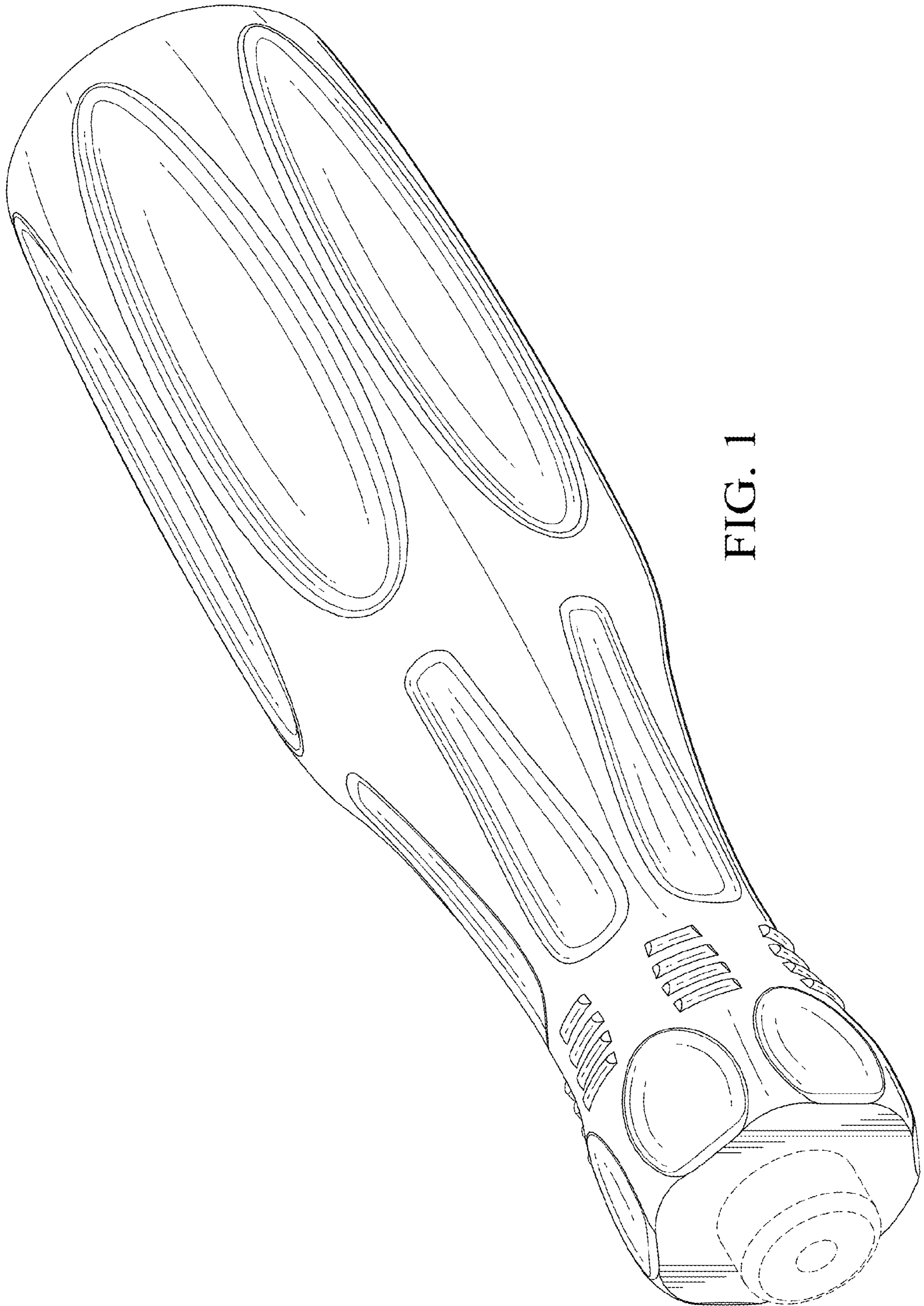


FIG. 1

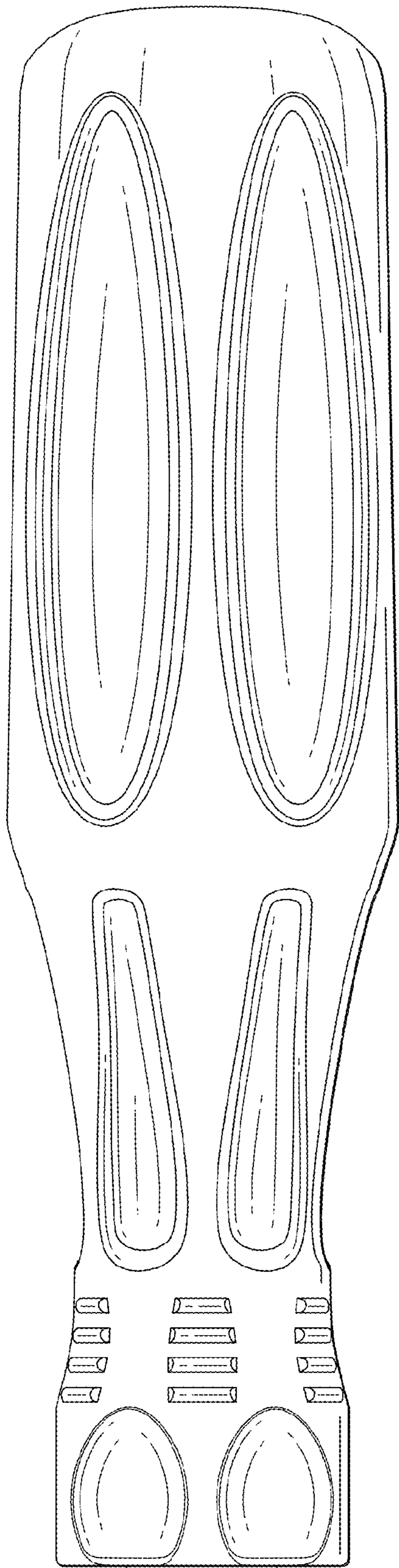


FIG. 2

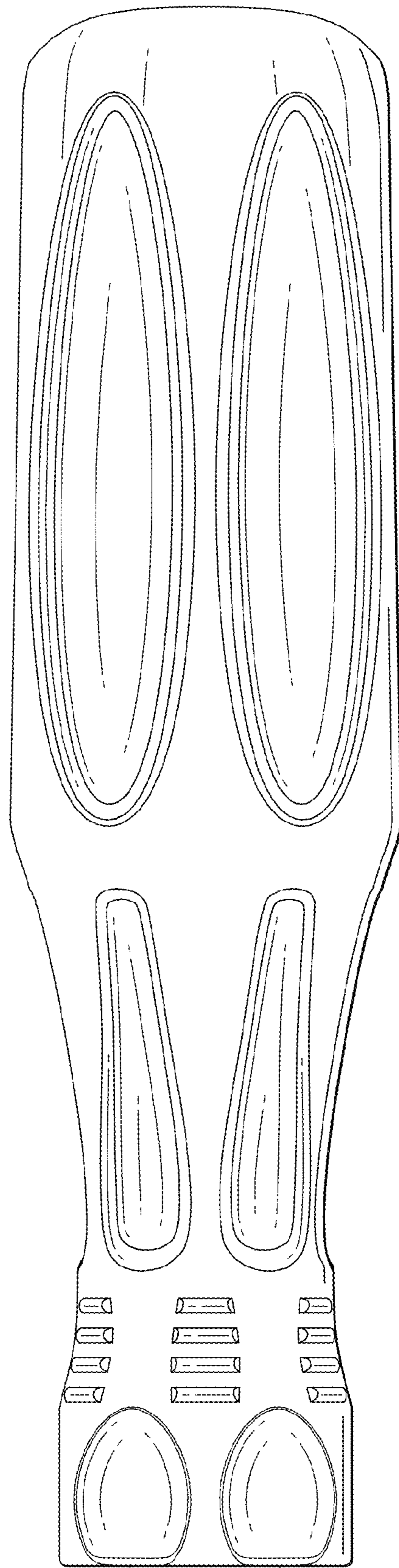


FIG. 3

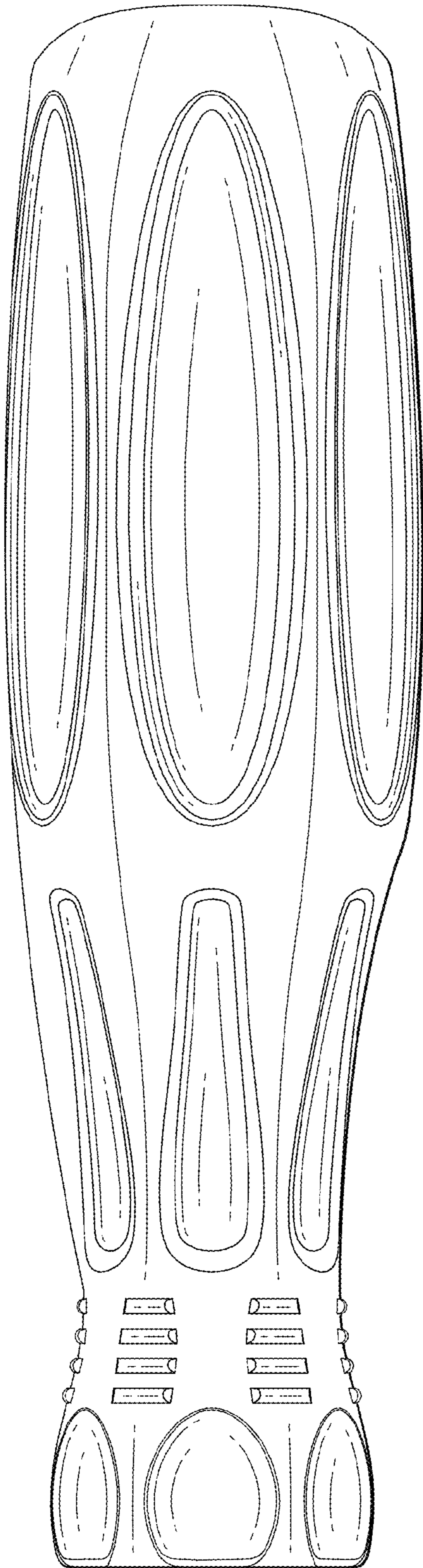


FIG. 4

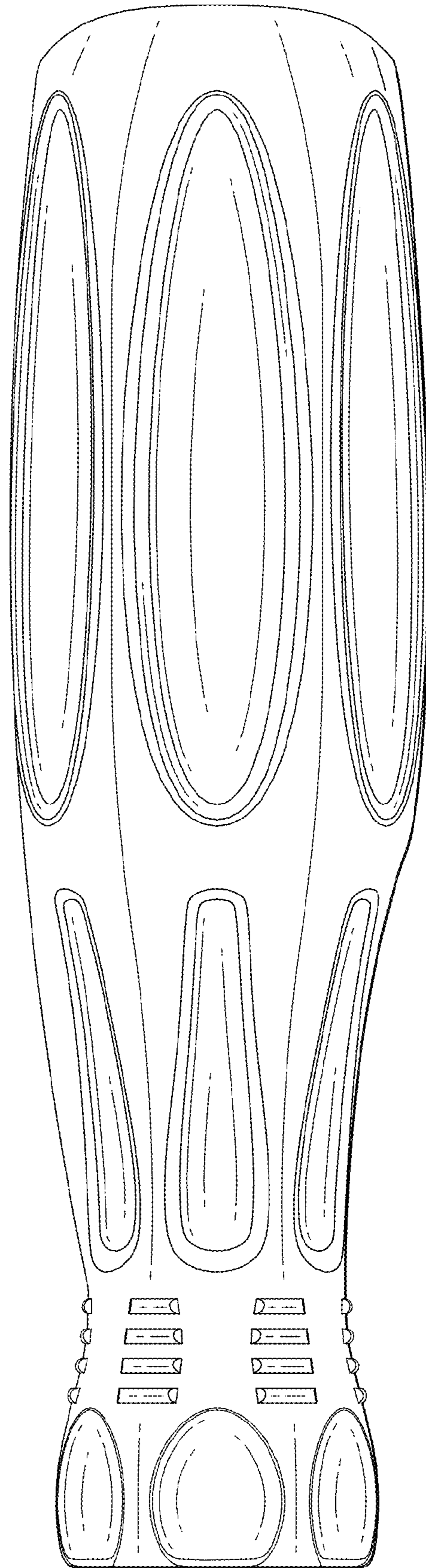


FIG. 5

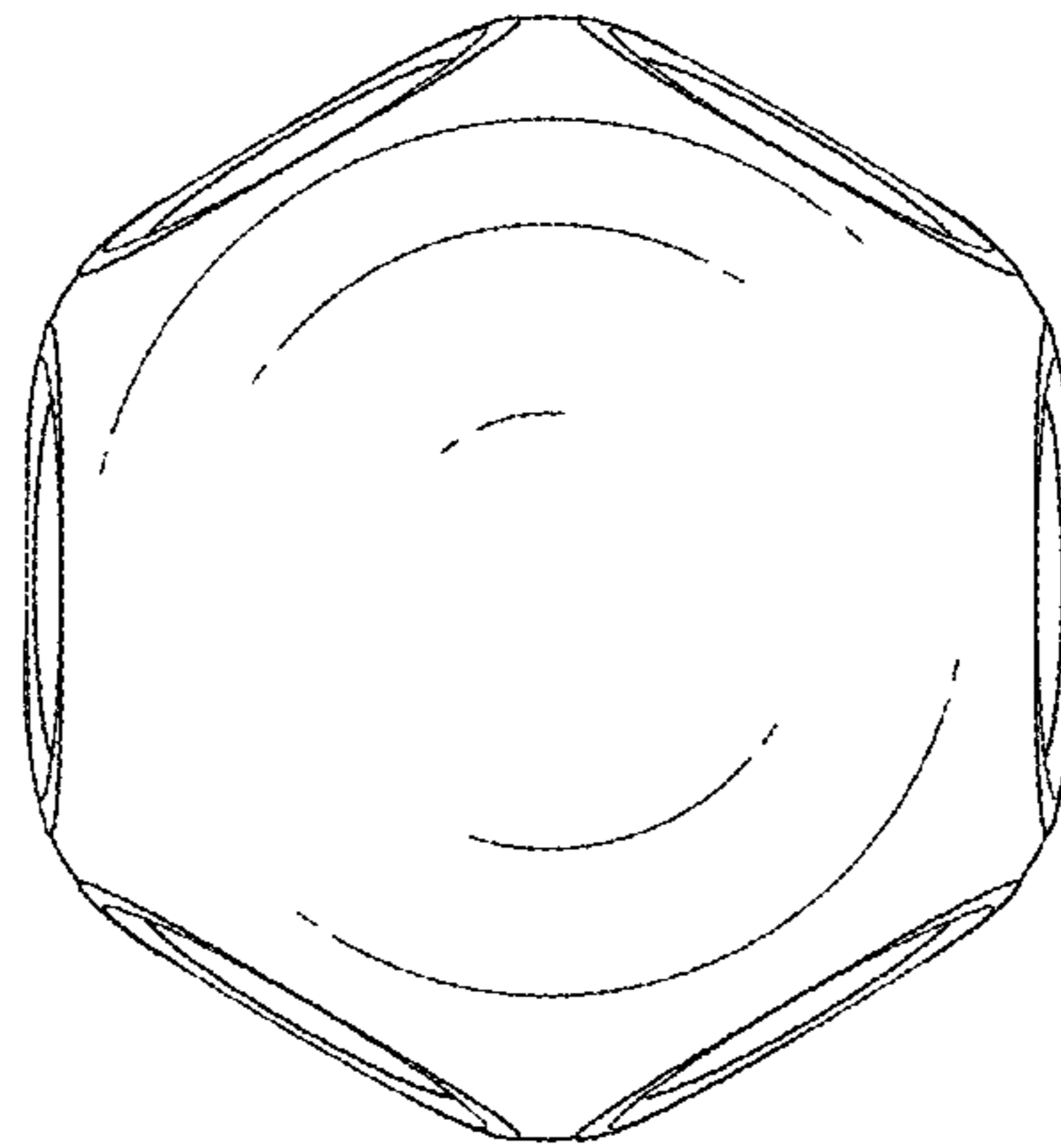


FIG. 6

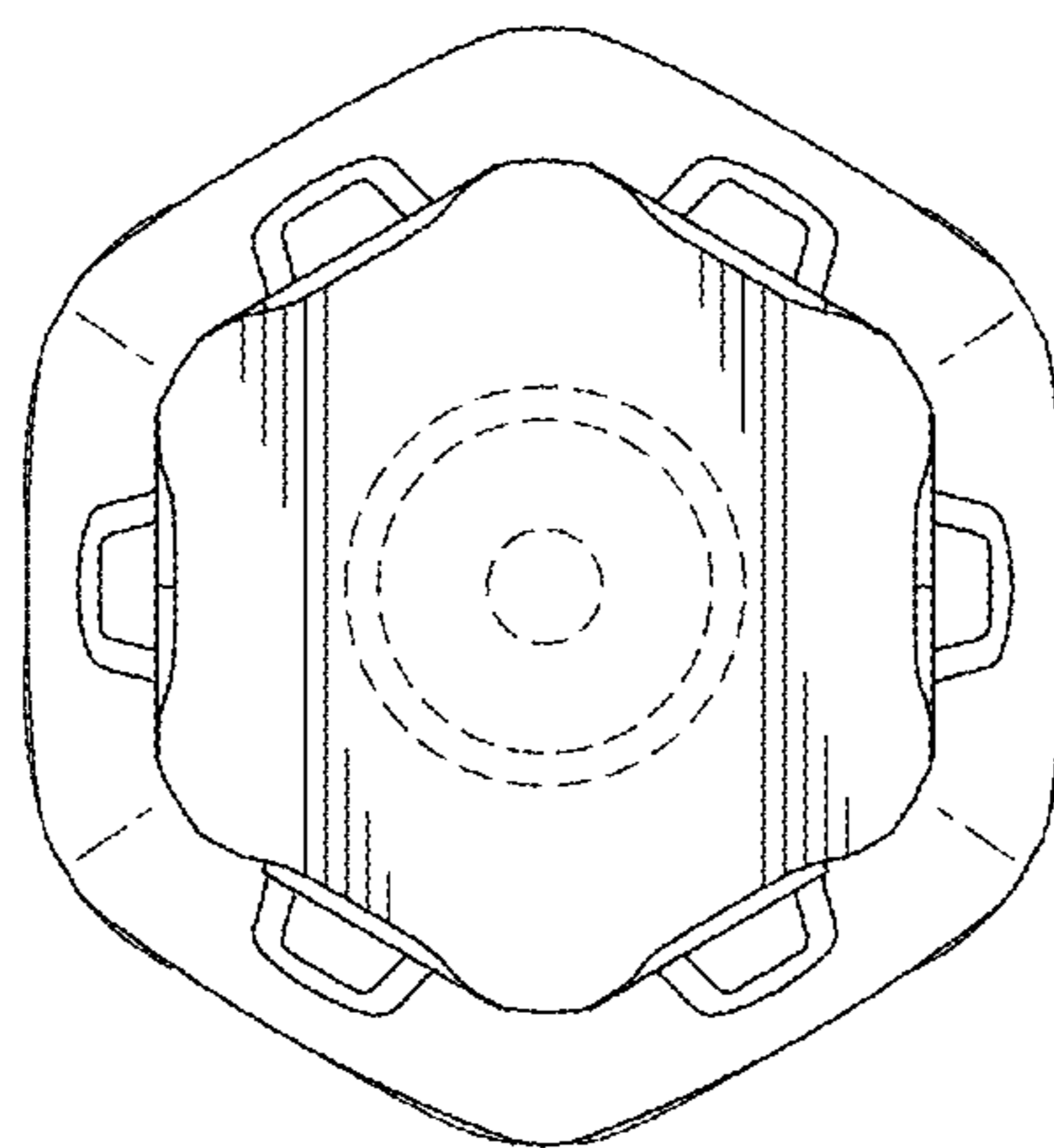


FIG. 7

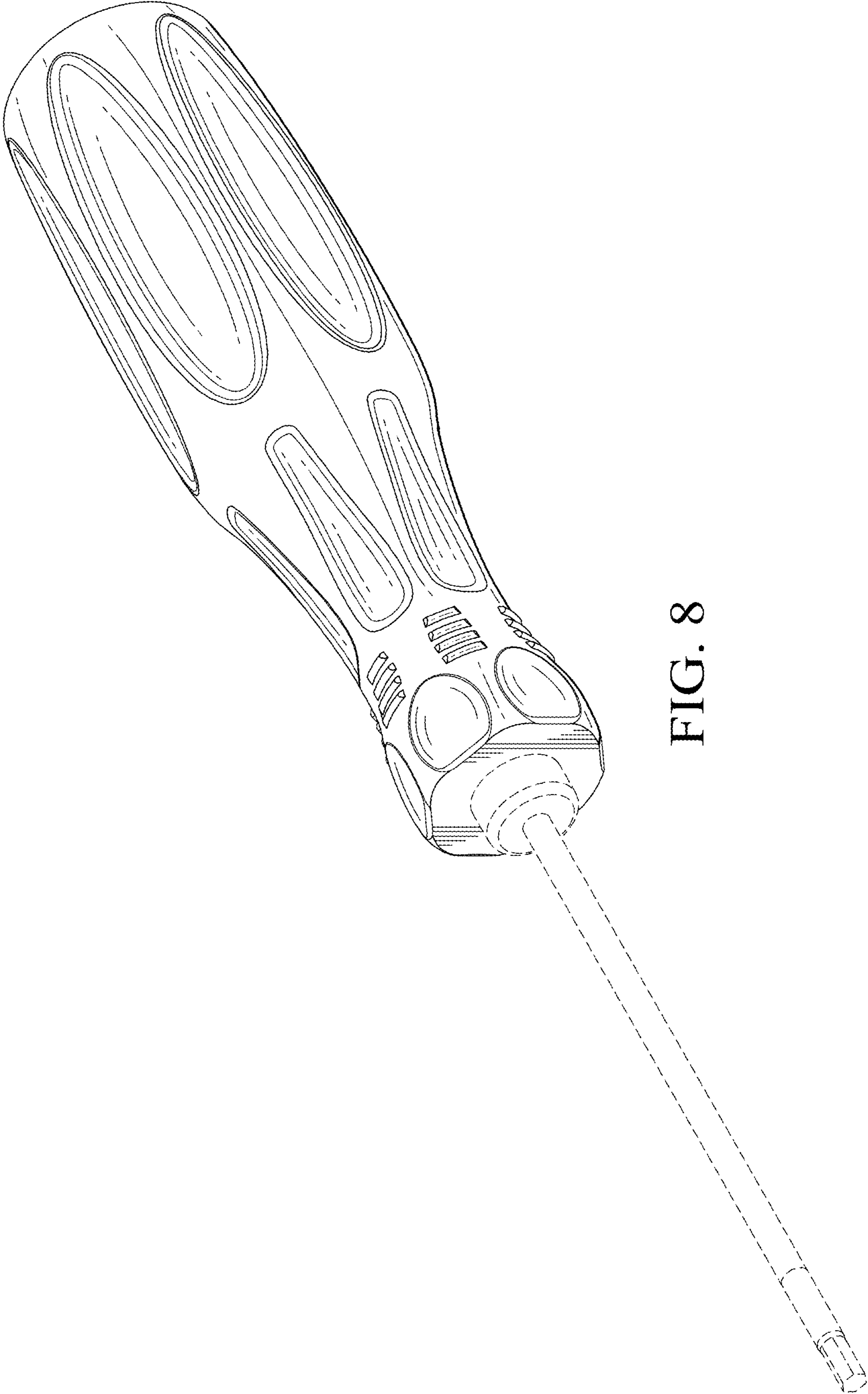


FIG. 8