



US00D891890S

(12) **United States Design Patent**
Weber et al.

(10) **Patent No.:** **US D891,890 S**
(45) **Date of Patent:** **** Aug. 4, 2020**

- (54) **SCISSORS**
- (71) Applicant: **Fiskars Finland Oy Ab**, Helsinki (FI)
- (72) Inventors: **Emery Weber**, Madison, WI (US);
Stephen Dechant, Waunakee, WI (US);
Rachel Belter, Madison, WI (US)
- (73) Assignee: **FISKARS FINLAND OY AB**, Helsinki (FI)
- (**) Term: **15 Years**
- (21) Appl. No.: **29/678,313**
- (22) Filed: **Jan. 28, 2019**
- (51) **LOC (12) Cl.** **08-03**
- (52) **U.S. Cl.**
USPC **D8/57**
- (58) **Field of Classification Search**
USPC D8/4, 5, 52, 54, 57, 51, 14; 30/131,
30/296.1, 134, 251, 252, 253, 261, 262
See application file for complete search history.

- (56) **References Cited**
U.S. PATENT DOCUMENTS
- | | | | | | |
|----------|---|---|--------|----------|-------|
| D419,047 | S | * | 1/2000 | Jacquet | D8/57 |
| D421,375 | S | * | 3/2000 | Carlson | D8/57 |
| D502,853 | S | * | 3/2005 | Peterson | D8/57 |
| D536,588 | S | * | 2/2007 | Peterson | D8/57 |
| D536,589 | S | * | 2/2007 | Peterson | D8/57 |
| D631,313 | S | * | 1/2011 | Peterson | D8/57 |

D721,935	S	*	2/2015	Farnworth	D8/57
D753,972	S	*	4/2016	deBretton Gordon	D8/57
D763,648	S	*	8/2016	Albano	D8/57
D786,038	S	*	5/2017	Roberts	D8/57
D863,010	S	*	10/2019	Racamier	D8/57
2006/0123634	A1	*	6/2006	Peterson	B26B 13/20 30/232
2014/0182141	A1	*	7/2014	Farnworth	B26B 13/28 30/254
2014/0251099	A1	*	9/2014	Covarrubias-Garcia	B26B 13/12 83/13

* cited by examiner

Primary Examiner — Cynthia R Underwood
(74) *Attorney, Agent, or Firm* — Leason Ellis LLP

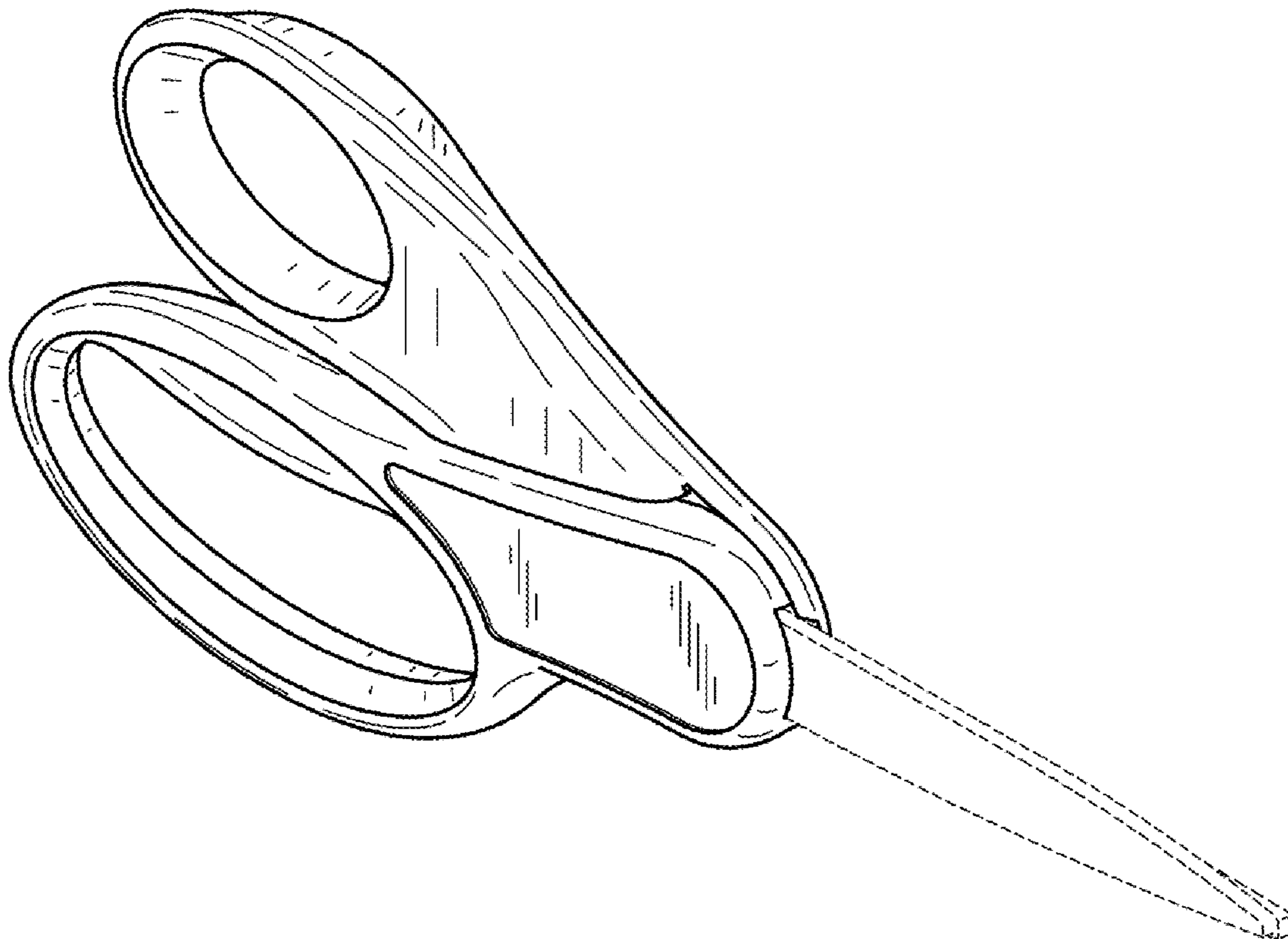
(57) **CLAIM**

We claim the ornamental design for scissors, as shown and described.

DESCRIPTION

FIG. 1 is a top, front, left perspective view of an embodiment of the claimed design;
FIG. 2 is a left side elevation view thereof;
FIG. 3 is a right side elevation view thereof;
FIG. 4 is a rear elevation view thereof;
FIG. 5 is a front elevation view thereof;
FIG. 6 is a top plan view thereof; and,
FIG. 7 is a bottom plan view thereof.
The broken lines represent environment that form no part of the claim.

1 Claim, 3 Drawing Sheets



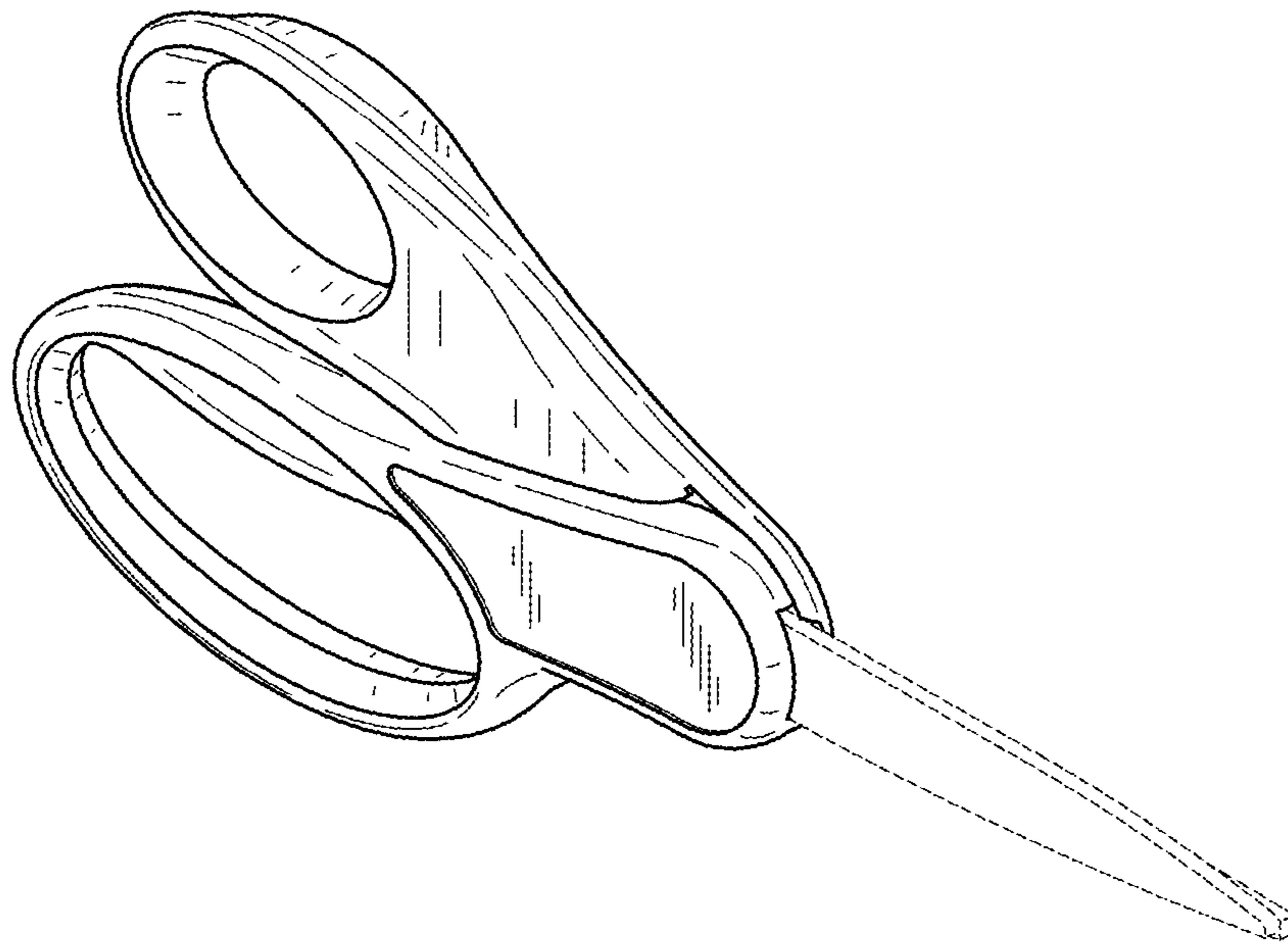


FIG. 1

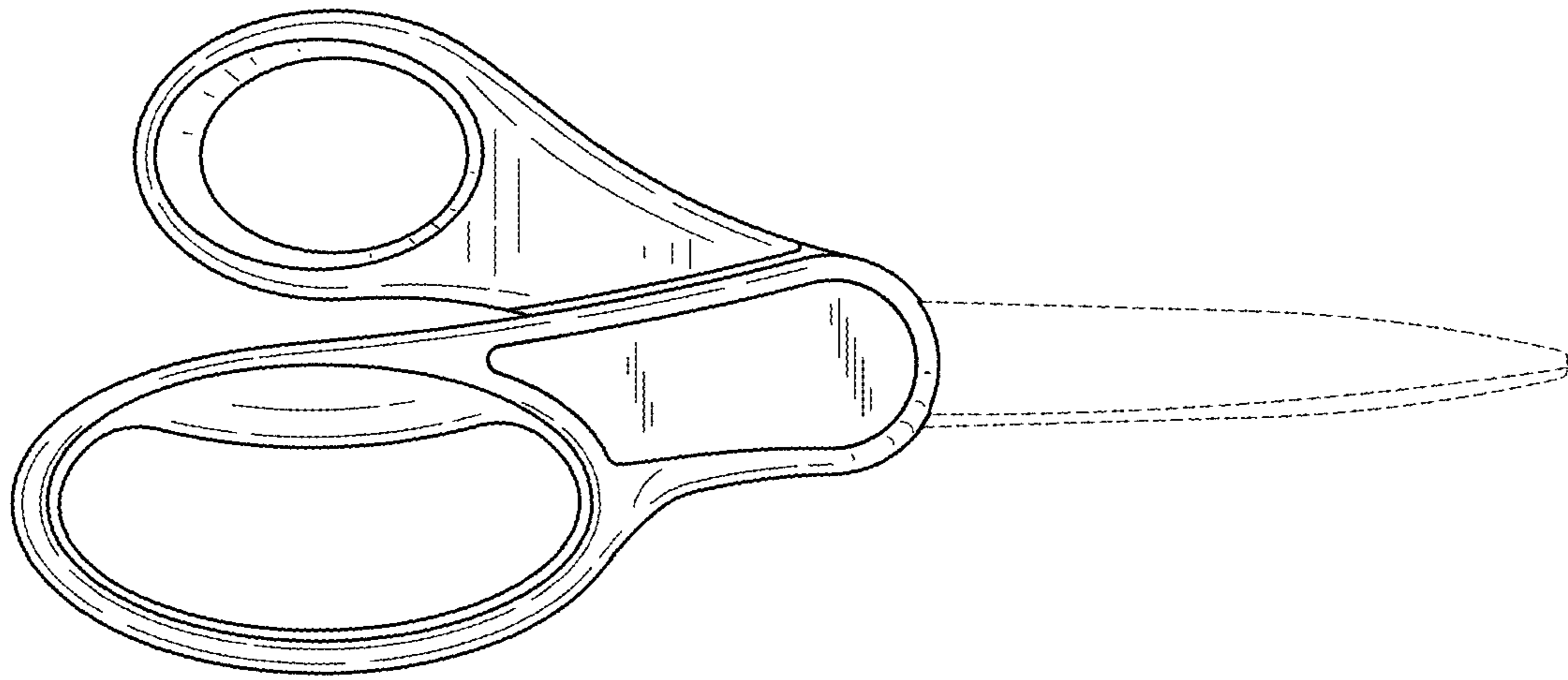


FIG. 2

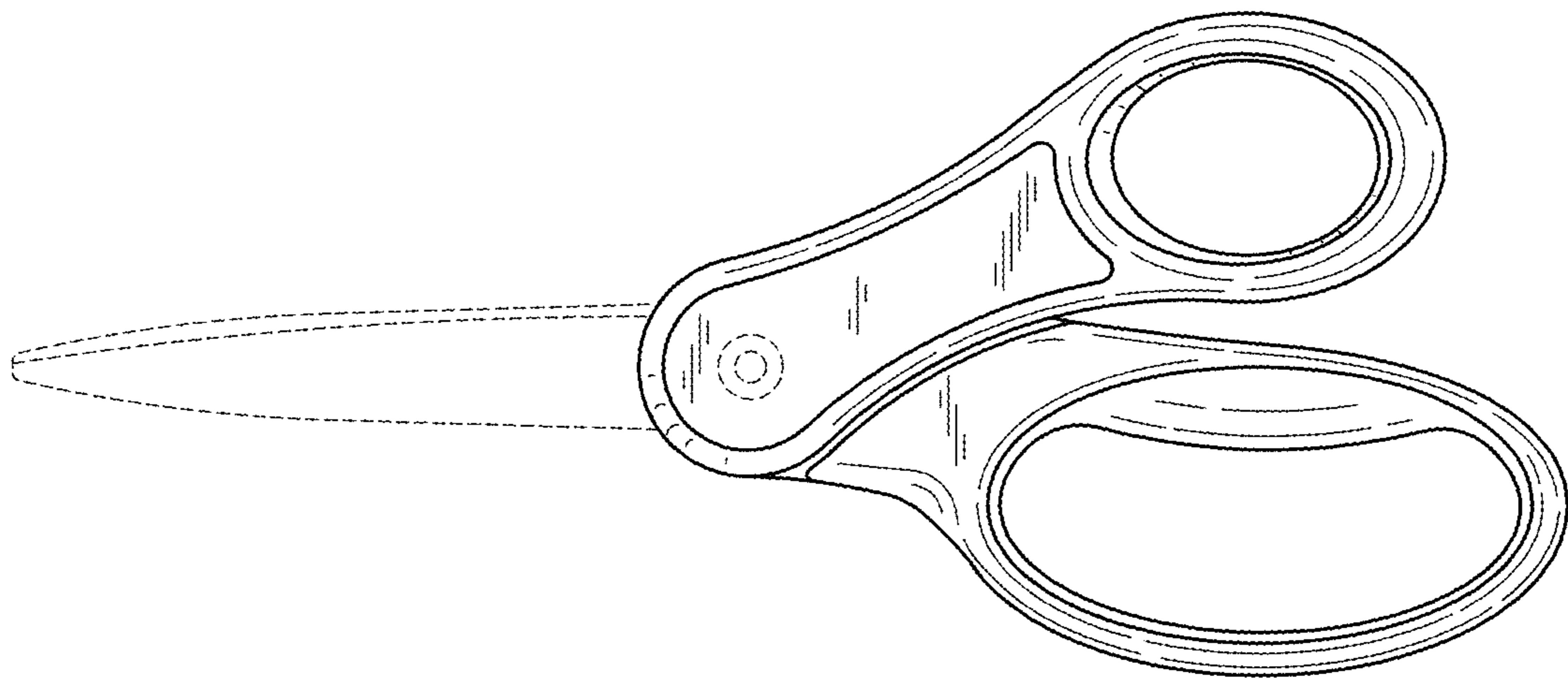


FIG. 3



FIG. 4



FIG. 5

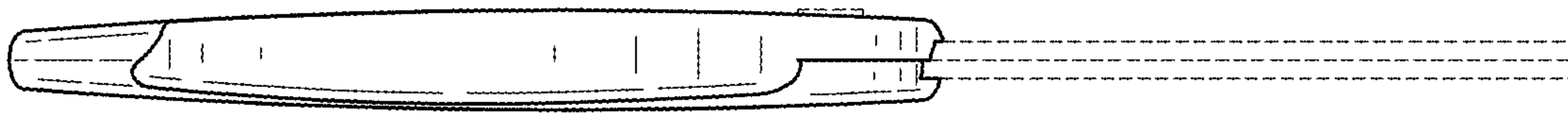


FIG. 6




FIG. 7