



US00D891889S

(12) **United States Design Patent**  
**Tsai**

(10) **Patent No.:** **US D891,889 S**

(45) **Date of Patent:** **\*\* Aug. 4, 2020**

(54) **WIRE STRIPPER**

(71) Applicant: **Hanlong Industrial Co., Ltd.**, New Taipei (TW)

(72) Inventor: **Yi-Hung Tsai**, New Taipei (TW)

(73) Assignee: **Hanlong Industrial Co., Ltd.**, New Taipei (TW)

(\*\*) Term: **15 Years**

(21) Appl. No.: **29/672,640**

(22) Filed: **Dec. 7, 2018**

(51) **LOC (12) Cl.** ..... **08-05**

(52) **U.S. Cl.**  
USPC ..... **D8/52**

(58) **Field of Classification Search**  
USPC ..... D8/4, 5, 14, 51, 52, 53, 54, 55, 56, 57,  
D8/58, 59, 60, 105, 98  
CPC ..... B25B 7/10; H02G 1/1226; H02G 1/1224;  
H02G 1/1229  
See application file for complete search history.

(56) **References Cited**

U.S. PATENT DOCUMENTS

- 4,829,671 A \* 5/1989 Cheng ..... H02G 1/1224  
30/90.1
- D354,897 S \* 1/1995 Steiner ..... D8/51
- 5,381,601 A \* 1/1995 Danter ..... H02G 1/1224  
30/90.1
- D359,214 S \* 6/1995 Carlson, Jr. .... D8/51
- 5,435,029 A \* 7/1995 Carlson, Jr. .... H02G 1/1229  
140/123
- 6,192,588 B1 \* 2/2001 Krampe ..... H02G 1/1214  
30/90.6
- D481,607 S \* 11/2003 Ahlgren ..... D8/51
- 6,718,638 B2 \* 4/2004 Liaw ..... H02G 1/1224  
30/90.1
- 7,216,431 B2 \* 5/2007 Holliday ..... H02G 1/1224  
30/250
- D608,171 S \* 1/2010 Trewartha ..... D8/50

- D626,812 S \* 11/2010 Macsay ..... D8/60
- 7,918,148 B2 \* 4/2011 Lin ..... H02G 1/1229  
30/90.6
- D749,391 S \* 2/2016 Payne ..... D8/98
- D759,453 S \* 6/2016 Payne ..... D8/56
- D771,460 S \* 11/2016 Steiner ..... D8/55
- D792,185 S \* 7/2017 Valenti ..... D8/98
- 9,887,522 B2 \* 2/2018 Burris ..... H02G 1/1224
- D819,424 S \* 6/2018 Graykowski ..... D8/98
- 10,150,225 B2 \* 12/2018 Hyma ..... B26B 25/005
- 10,418,796 B2 \* 9/2019 Nelson ..... H02G 1/1226
- 10,630,062 B2 \* 4/2020 Zagula ..... H02G 1/1226
- 2009/0100681 A1 \* 4/2009 Tarpill ..... H02G 1/1224  
30/90.1
- 2013/0326882 A1 \* 12/2013 Harvey ..... H02G 1/1214  
30/91.2
- 2016/0172828 A1 \* 6/2016 Liao ..... H02G 1/1212  
30/91.2

\* cited by examiner

*Primary Examiner* — Cynthia R Underwood

(74) *Attorney, Agent, or Firm* — Alan D. Kamrath; Mayer & Williams PC

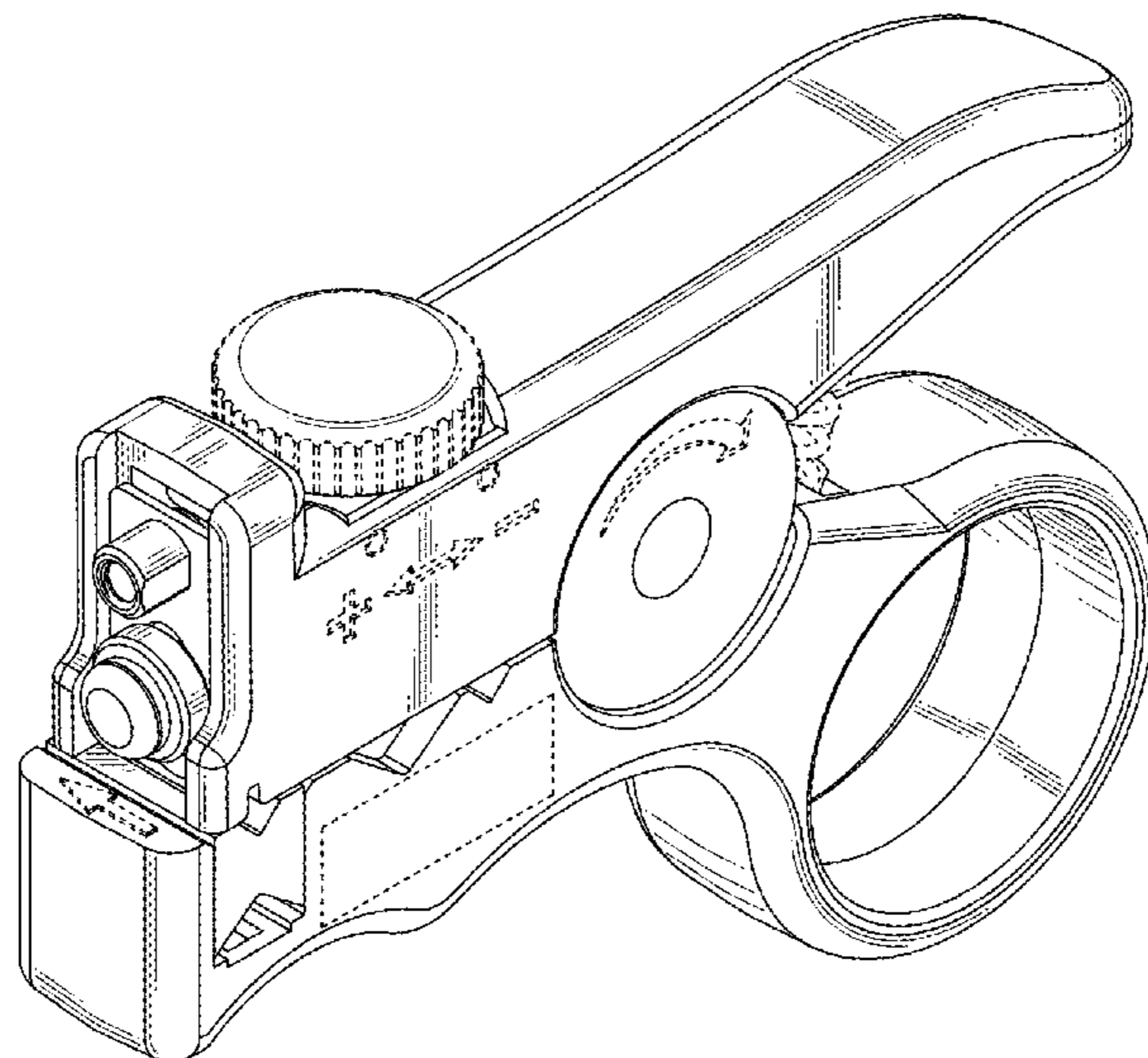
(57) **CLAIM**

The ornamental design for a wire stripper, as shown and described.

**DESCRIPTION**

FIG. 1 is a perspective view of a wire stripper in accordance with the design;  
FIG. 2 is a front view thereof;  
FIG. 3 is a rear view thereof;  
FIG. 4 is a left view thereof;  
FIG. 5 is a right view thereof;  
FIG. 6 is a top view thereof; and,  
FIG. 7 is a bottom view thereof.  
The broken lines represent environment and form no part of the claim.

**1 Claim, 5 Drawing Sheets**



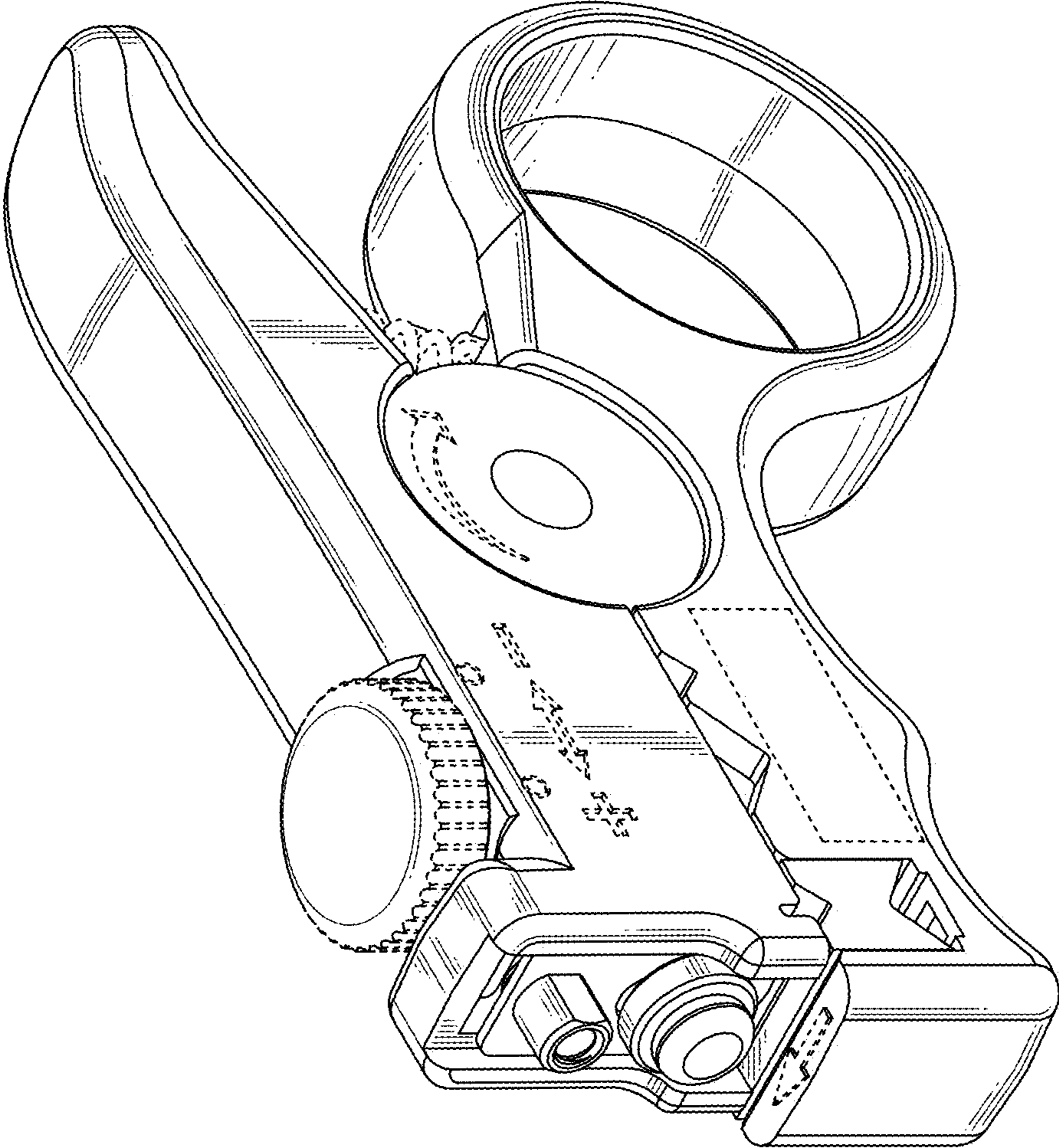


FIG. 1

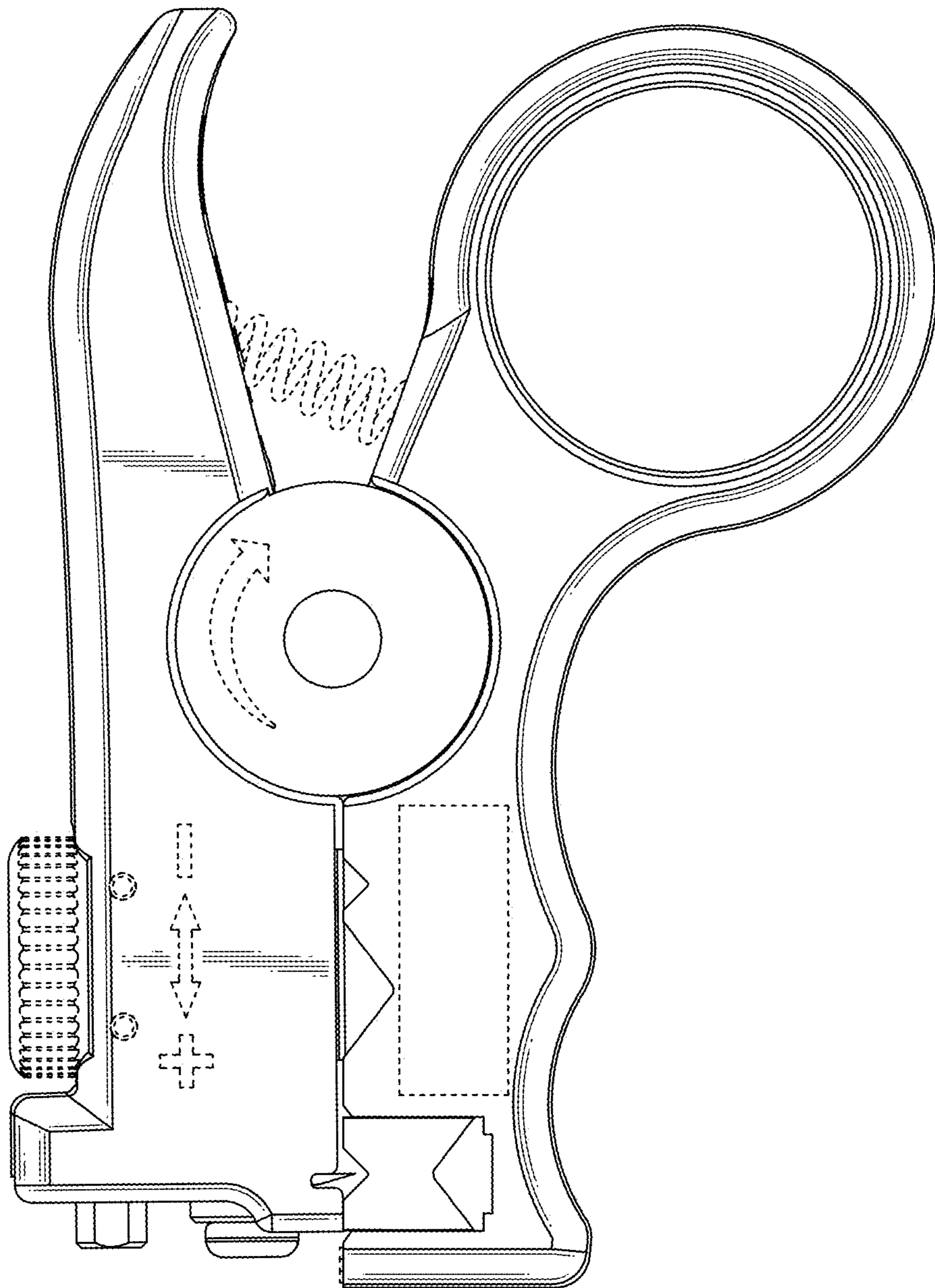


FIG. 2

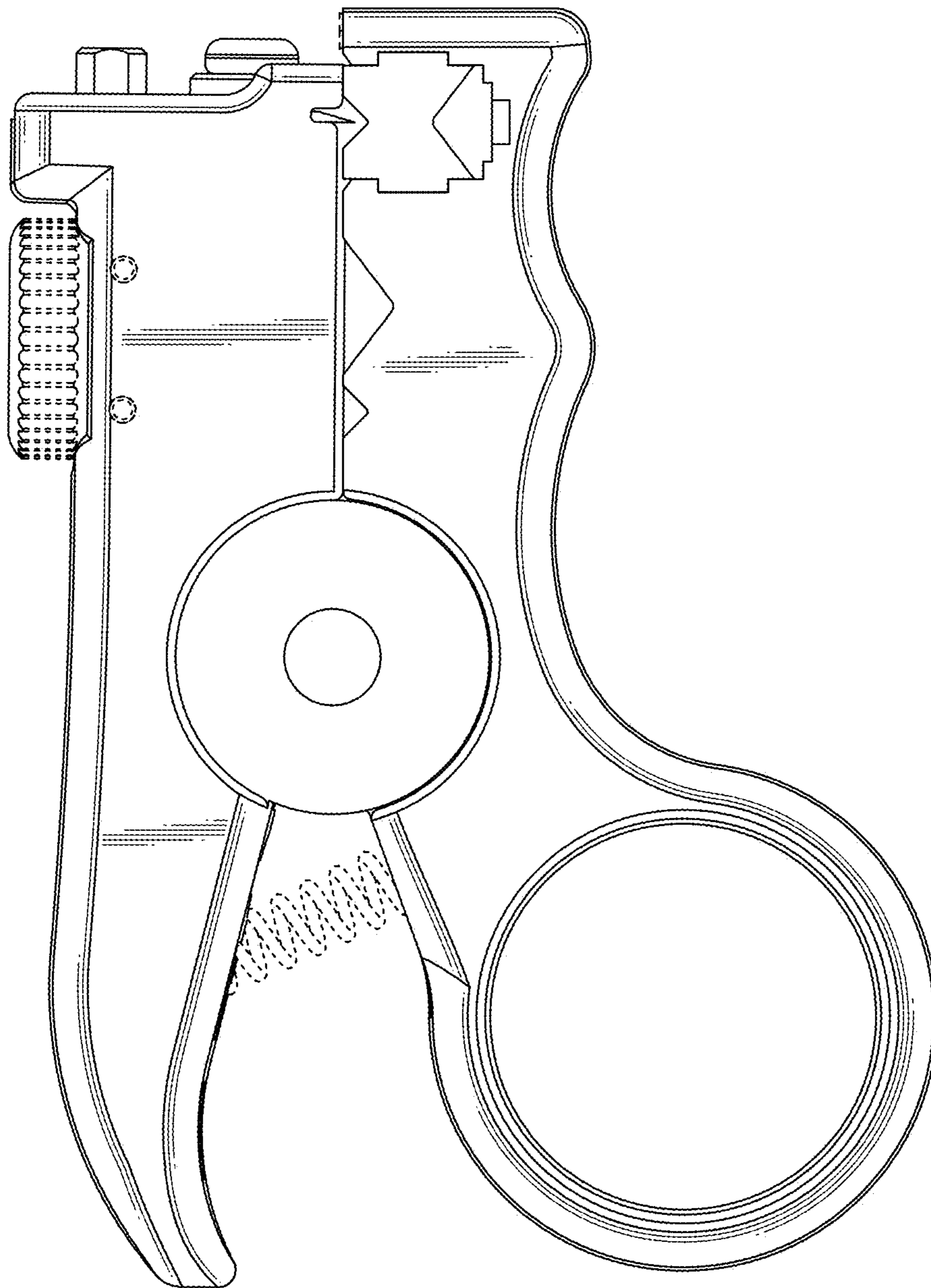


FIG. 3

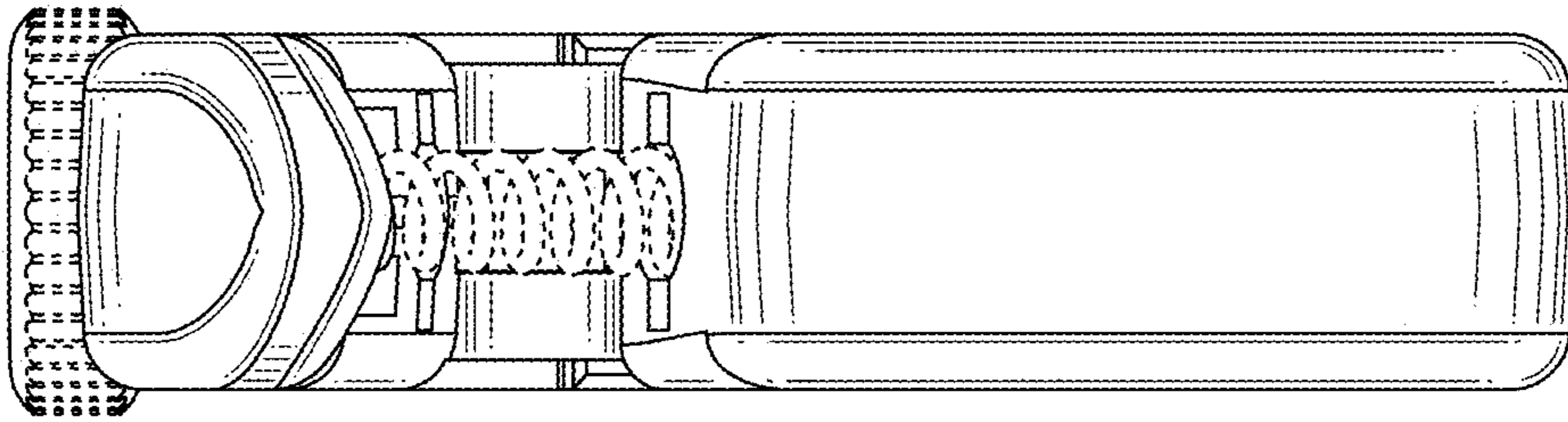


FIG. 5

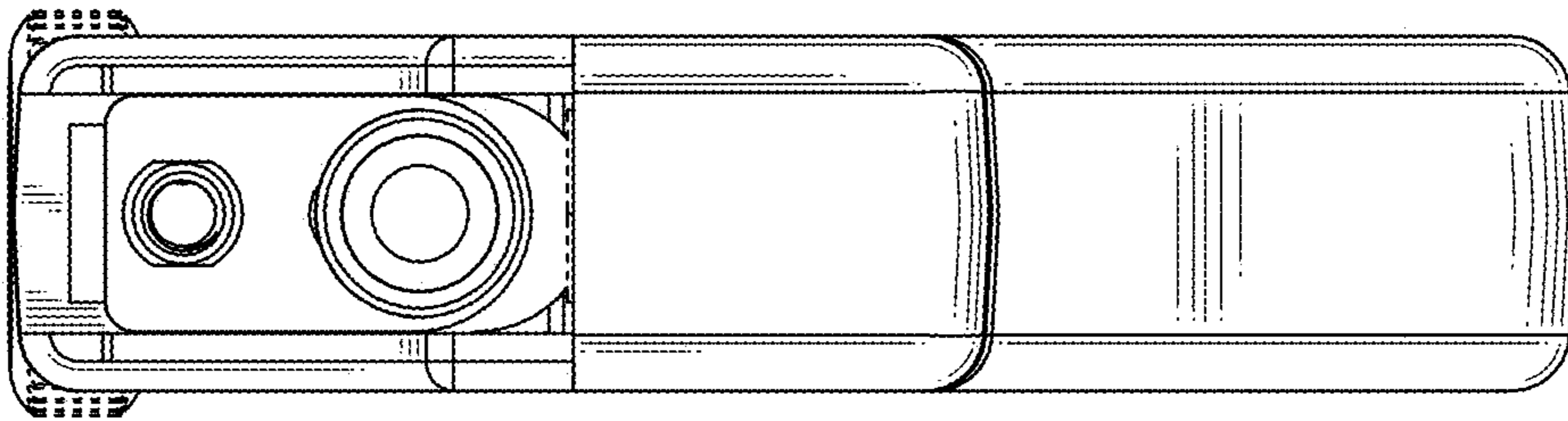


FIG. 4

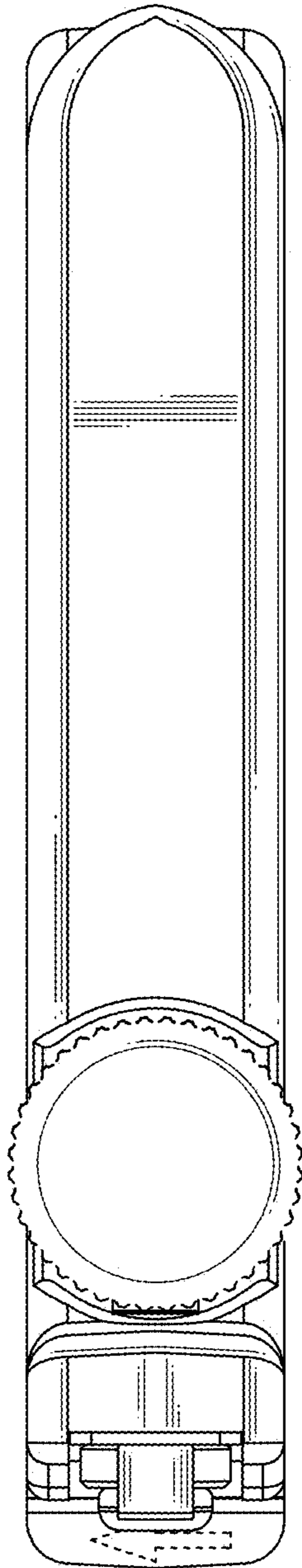


FIG. 6

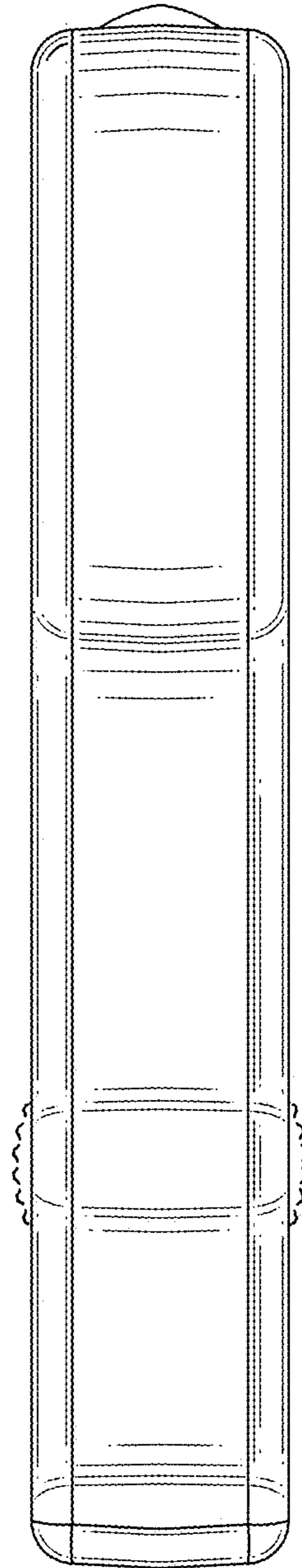


FIG. 7