



US00D891874S

(12) **United States Design Patent**
Burns et al.

(10) **Patent No.:** **US D891,874 S**
(45) **Date of Patent:** **** Aug. 4, 2020**

(54) **WINE CHILLER**

- (71) Applicant: **Can't Live Without It, LLC**, New York, NY (US)
- (72) Inventors: **Clay Allen Burns**, New York, NY (US); **Mario Quintana Serrahima**, Brooklyn, NY (US)
- (73) Assignee: **CAN'T LIVE WITHOUT IT, LLC**, New York, NY (US)

(**) Term: **15 Years**

(21) Appl. No.: **29/673,837**

(22) Filed: **Dec. 18, 2018**

(51) **LOC (12) Cl.** **07-07**

(52) **U.S. Cl.**
USPC **D7/603**

(58) **Field of Classification Search**

USPC D15/79-91; D34/12-27; D12/419-420; D9/455, 499

CPC F25D 23/028; F25D 27/00; F25D 27/005; F25D 23/062; F25D 23/065; F25D 2323/021; F25D 2323/024; F25D 2327/001; F25D 23/067; F25D 2400/40; F25D 25/024; F25D 11/00; F25D 11/003; F25D 15/00; F25D 17/02; F25D 21/04; F25D 2201/12; F25D 2303/081; F25D 2323/02; F25D 2323/023; F25D 2323/06; F25D 2323/061; F25D 2323/121; F25D 2325/021; F25D 2325/022; F25D 2331/803; F25D 2331/805; F25D 23/006; F25D 23/02; F25D 23/06; F25D 23/061; F25D 23/066; F25D 23/068; F25D 23/08; F25D 23/126; F25D 2400/04; F25D 2400/28; F25D 2400/32; F25D 2400/36; F25D 25/02; F25D 25/025;

(Continued)

(56) **References Cited**

U.S. PATENT DOCUMENTS

- D634,981 S * 3/2011 Savarese D7/603
- D732,347 S * 6/2015 Katterheinrich D7/603

(Continued)

OTHER PUBLICATIONS

EM006574307-0003, "Notice of Allowance," dated Jun. 11, 2019, 2 pages.

(Continued)

Primary Examiner — Khawaja Anwar

(74) *Attorney, Agent, or Firm* — Kilpatrick Townsend & Stockton LLP

(57) **CLAIM**

The ornamental design for a wine chiller, having the shape and configuration as shown and described.

DESCRIPTION

FIG. 1 is a top perspective view of one embodiment of a wine chiller.

FIG. 2 is a bottom perspective view thereof.

FIG. 3 is a front elevation view thereof.

FIG. 4 is a right side elevation view thereof.

FIG. 5 is a rear elevation view thereof.

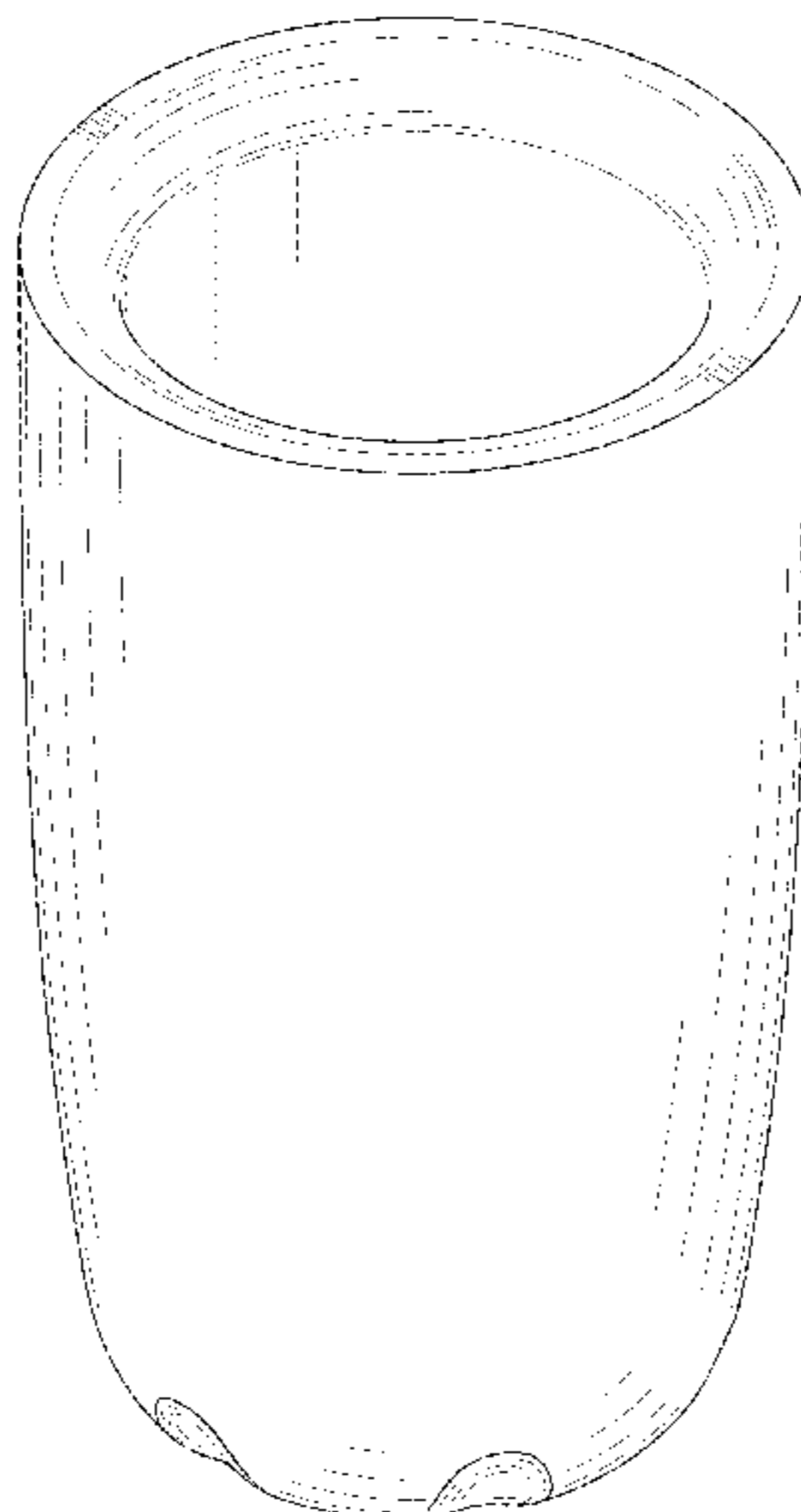
FIG. 6 is left side elevation view thereof.

FIG. 7 is a top plan view thereof; and,

FIG. 8 is a bottom plan view thereof.

The claimed design is directed solely to the shape and configuration of the wine chiller as shown in the figures and is not intended to be limited to any particular surface ornamentation on or color of the wine chiller. Portions or features of the wine chiller not shown in the drawings form no part of the claimed design. The evenly dotted broken lines in the drawings illustrate unclaimed features of the wine chiller and form no part of the claimed design. The dash-dot-dot broken lines in the drawings represent borders of unclaimed portions of the design and form no part of the claimed design.

1 Claim, 8 Drawing Sheets



(58) **Field of Classification Search**

CPC F25D 2700/02; F25D 2700/04; F25D
2700/06; F25D 2700/16; F25D 29/00;
F25D 29/008; F25D 31/002; F25D
31/005; F25D 31/007; F25D 3/08

See application file for complete search history.

(56) **References Cited**

U.S. PATENT DOCUMENTS

D732,898 S *	6/2015	Katterheinrich	D7/603
D770,858 S *	11/2016	Savarese	D7/603
D780,529 S *	3/2017	Kilby	D7/603
D816,422 S *	5/2018	Nguyen	D7/603
D835,689 S *	12/2018	Curtis	D15/89
D843,178 S *	3/2019	Furieux	D7/603

OTHER PUBLICATIONS

EU006574307-0004, "Notice of Allowance," dated Jun. 11, 2019, 2 pages.

* cited by examiner




FIG. 1

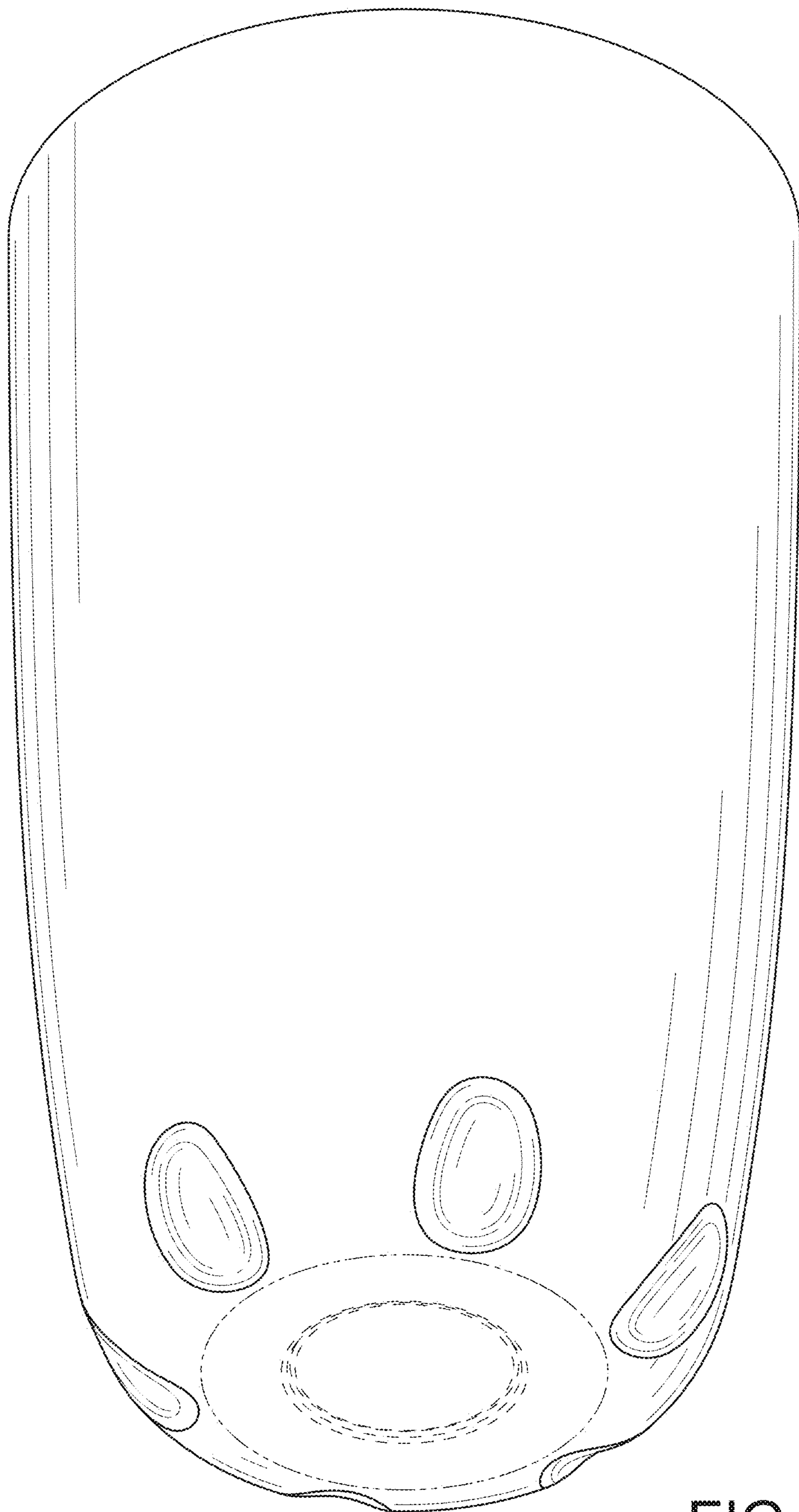


FIG. 2




FIG. 3




FIG. 4




FIG. 5




FIG. 6

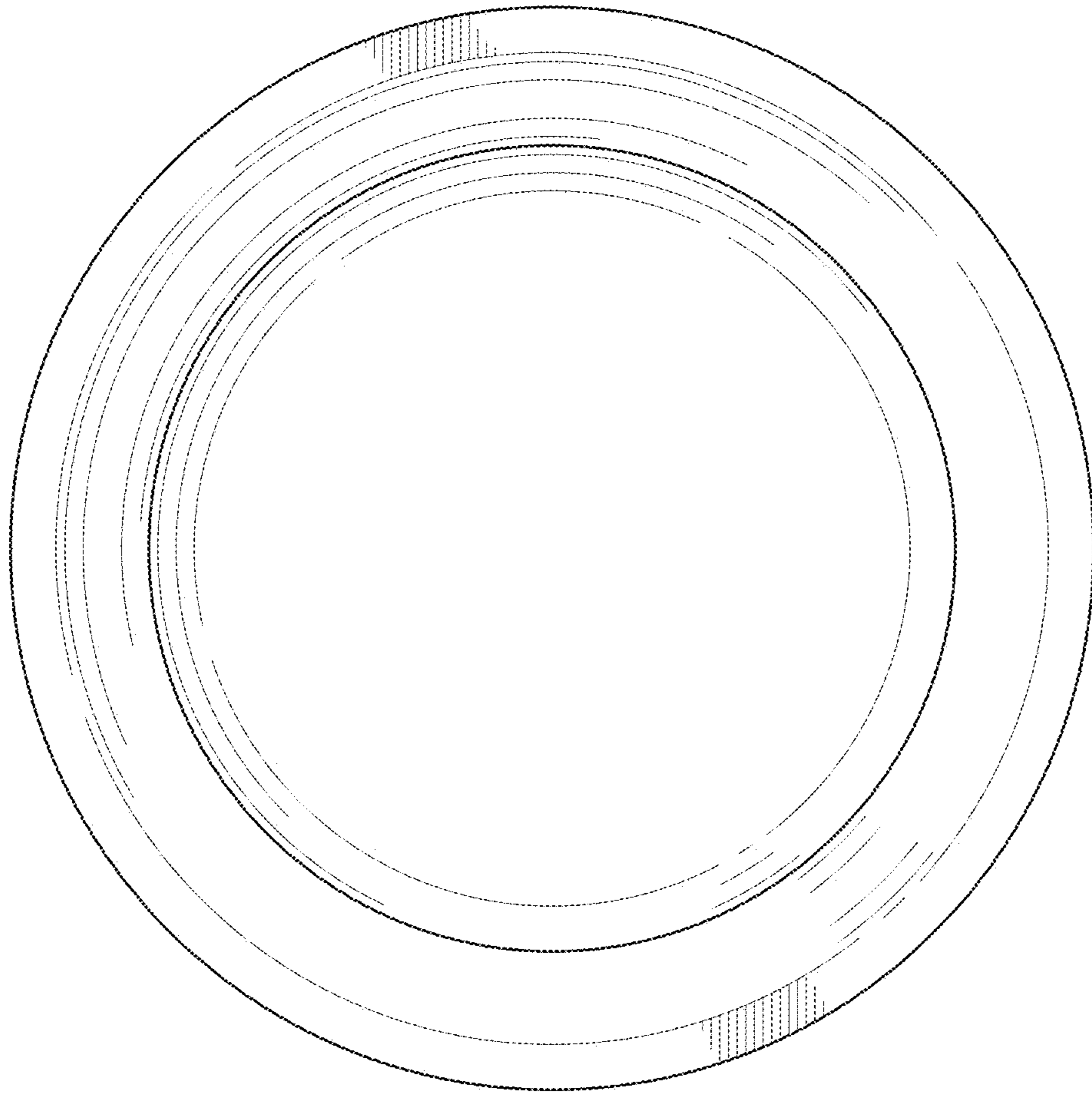


FIG. 7

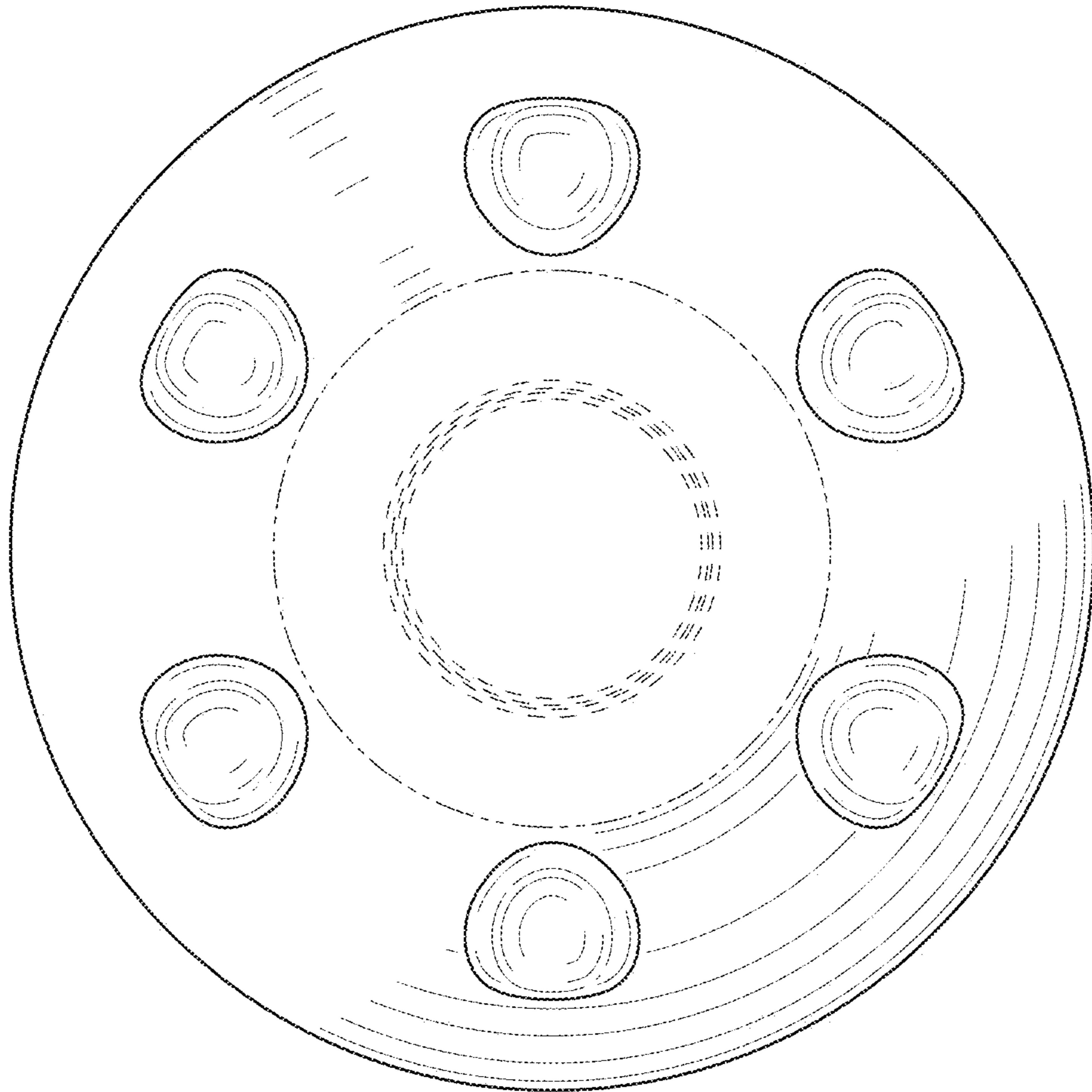


FIG. 8