



US00D891867S

(12) **United States Design Patent**
Faria et al.

(10) **Patent No.:** **US D891,867 S**

(45) **Date of Patent:** **** Aug. 4, 2020**

(54) **FLASK**

(71) Applicant: **Natura Cosméticos S.A.**, São Paulo (BR)

(72) Inventors: **Márcio Miranda Faria**, São Paulo (BR); **Nathalia Salgado**, São Paulo (BR); **Fábio Lopes Coelho**, São Paulo (BR); **Leonardo Massarelli Cardoso**, Perdizes (BR); **Walmor Georgio De Paula**, Santo André (BR); **Eduardo de Mattos Egydio**, Vila Buarque (BR)

(73) Assignee: **NATURA COSMÉTICOS S.A.**, São Paulo (BR)

(**) Term: **15 Years**

(21) Appl. No.: **29/673,012**

(22) Filed: **Dec. 11, 2018**

(30) **Foreign Application Priority Data**

Jun. 18, 2018 (BR) 30 2018 002585

(51) **LOC (12) Cl.** **07-01**

(52) **U.S. Cl.**
USPC **D7/510; D7/523; D7/532; D9/503**

(58) **Field of Classification Search**
USPC D7/507, 509, 510, 511, 529, 530, 531, D7/532, 523, 534, 536, 608, 392.1, 396.2, D7/300.2; D9/500, 501, 502, 503, 504, D9/539, 562, 529, 442, 685, 612
CPC A47G 19/22; A47G 19/2288; A47G 19/2205; A47G 19/2222; A47G 19/2233; A47G 19/2266; B65D 47/066
See application file for complete search history.

(56) **References Cited**

U.S. PATENT DOCUMENTS

D374,399 S * 10/1996 Neveras D9/442
D390,755 S * 2/1998 Hotton D7/608

D485,183 S * 1/2004 Lerolle D9/503
D502,099 S * 2/2005 Lovell D9/442
D504,613 S * 5/2005 Lovell D9/442
D544,351 S * 6/2007 Dittmer D9/446
D602,781 S * 10/2009 Balkum D9/449
D605,522 S * 12/2009 Jaeger D9/449
D609,568 S * 2/2010 Mazurkiewicz D9/449
D663,202 S * 7/2012 Biesecker D9/449
8,646,633 B2 * 2/2014 Huntington B65D 47/08 215/237

(Continued)

Primary Examiner — Jae Liang

(74) *Attorney, Agent, or Firm* — Alston & Bird LLP

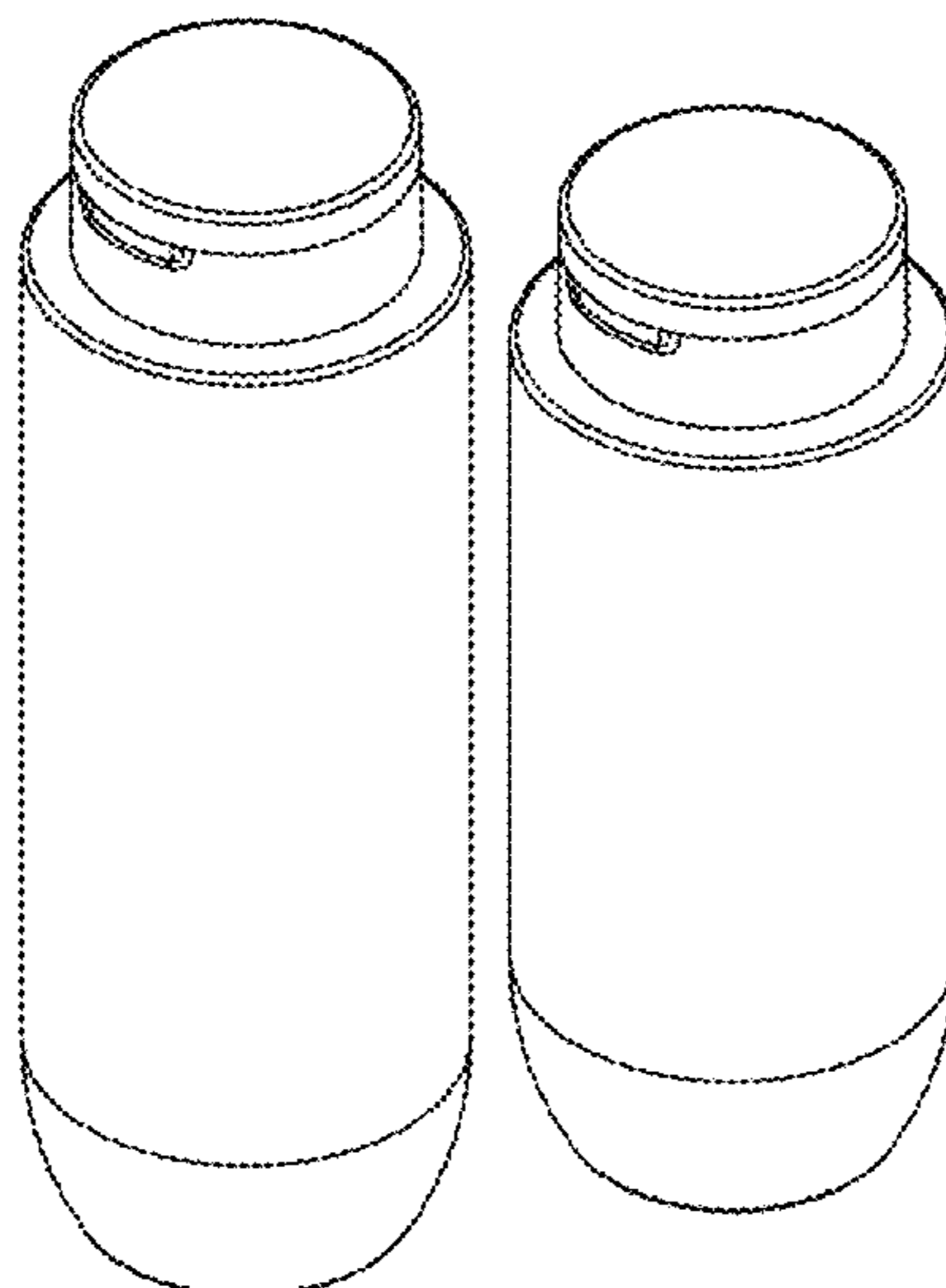
(57) **CLAIM**

The ornamental design for a flask, as shown and described.

DESCRIPTION

FIG. 1 is a front perspective view of a first embodiment of a flask showing our new design;
FIG. 2 is a front view thereof;
FIG. 3 is a back view thereof;
FIG. 4 is a left side view thereof;
FIG. 5 is a top view thereof;
FIG. 6 is a bottom view thereof;
FIG. 7 is a right side view thereof;
FIG. 8 is a front perspective view of a second embodiment of a flask showing our new design;
FIG. 9 is a front view thereof;
FIG. 10 is a back view thereof;
FIG. 11 is a left side view thereof;
FIG. 12 is a top view thereof;
FIG. 13 is a bottom view thereof; and,
FIG. 14 is a right side view thereof.
The dash-dot-dash broken line of FIG. 13 represents a boundary of the claimed design. All other broken lines illustrate portions of the flask that form no part of the claimed design.

1 Claim, 4 Drawing Sheets



(56)

References Cited

U.S. PATENT DOCUMENTS

D708,956 S *	7/2014	McKay	D9/449
D713,723 S *	9/2014	den Boer	D9/449
D736,095 S *	8/2015	Brochado	D9/689
D757,552 S *	5/2016	Pires	D9/503
D763,703 S *	8/2016	Chen	D9/690
D809,395 S *	2/2018	Allessio	D9/529

* cited by examiner




FIGURE 1




FIGURE 2



FIGURE 3




FIGURE 4




FIGURE 7

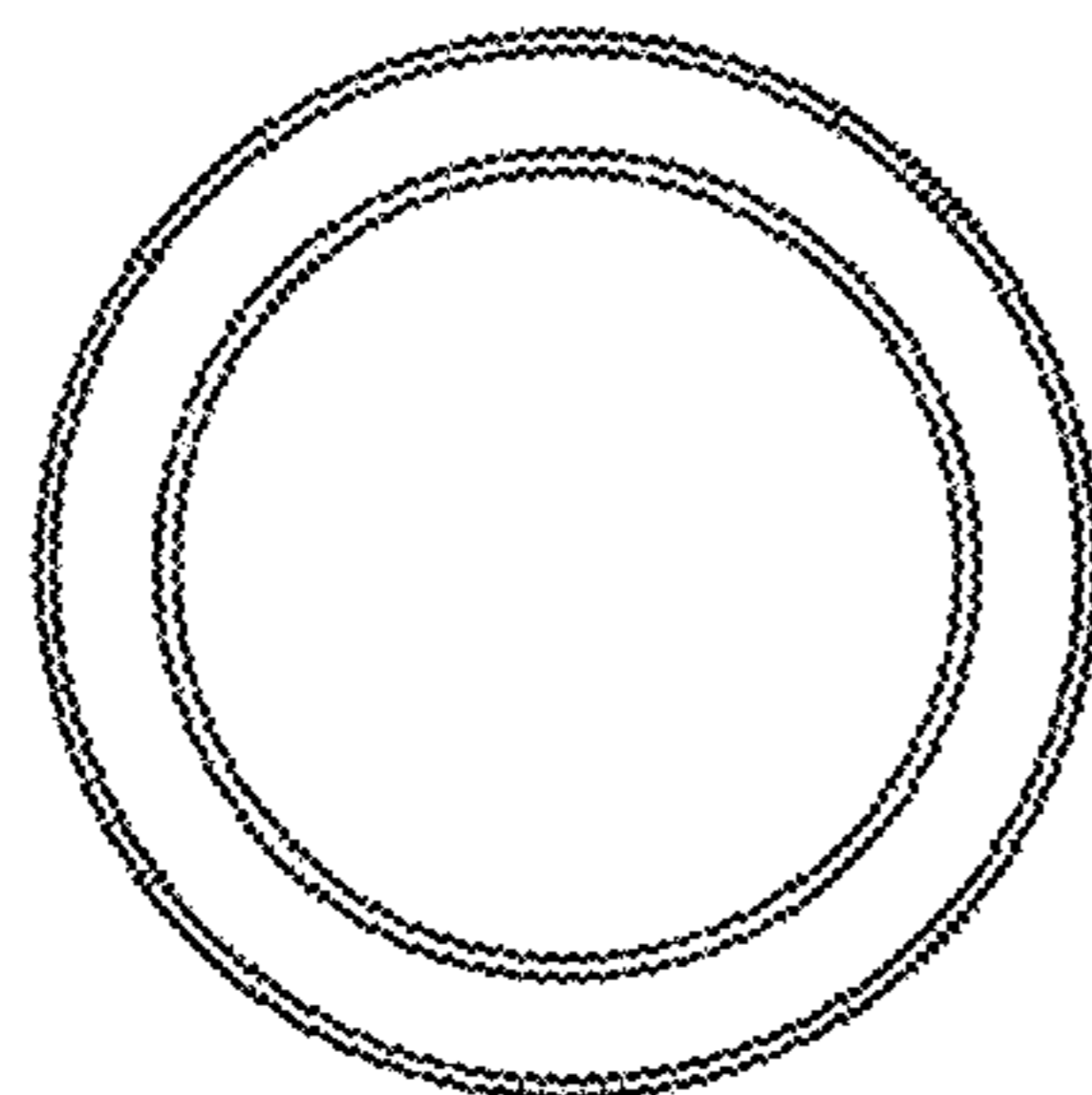


FIGURE 5

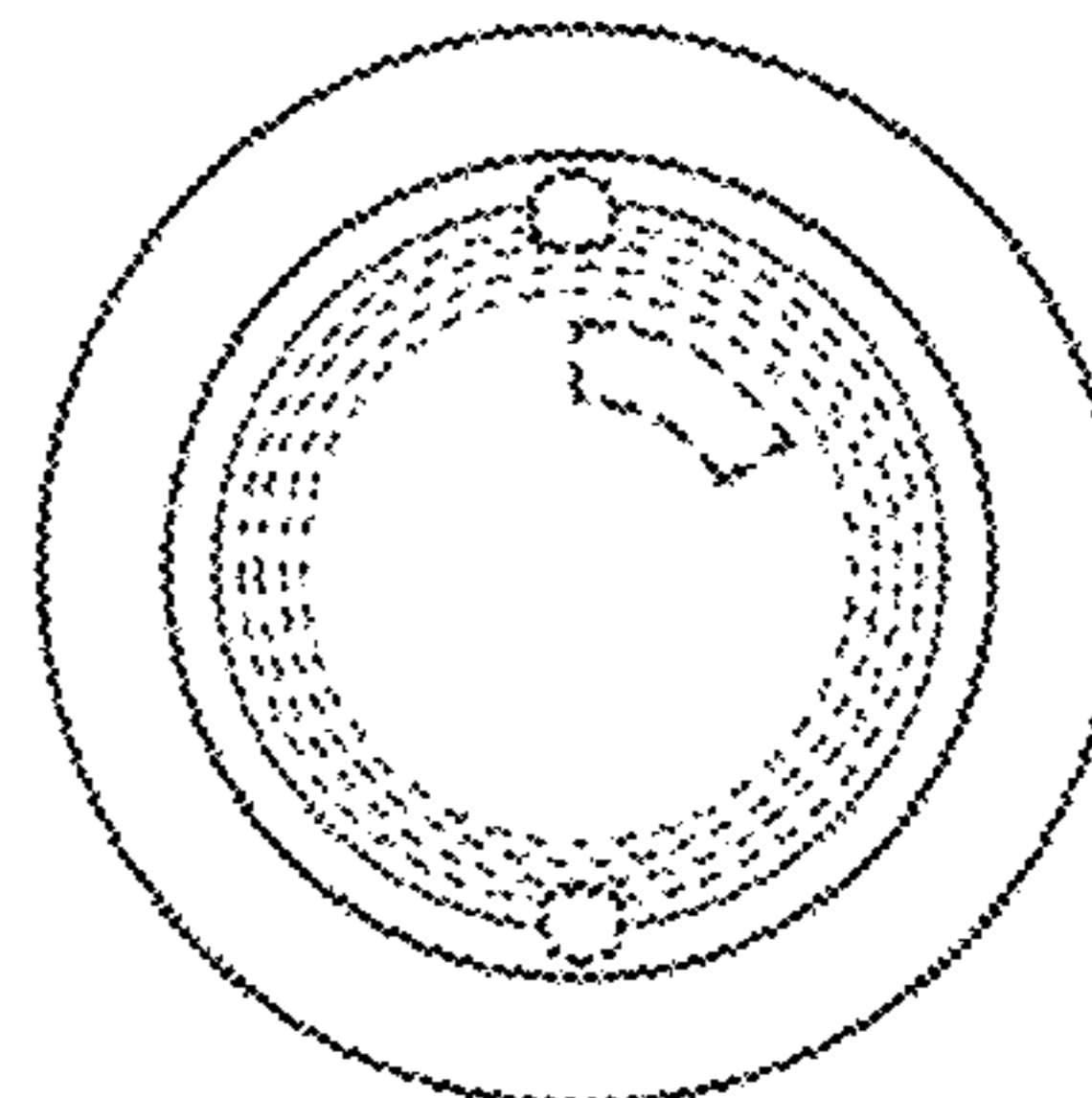


FIGURE 6

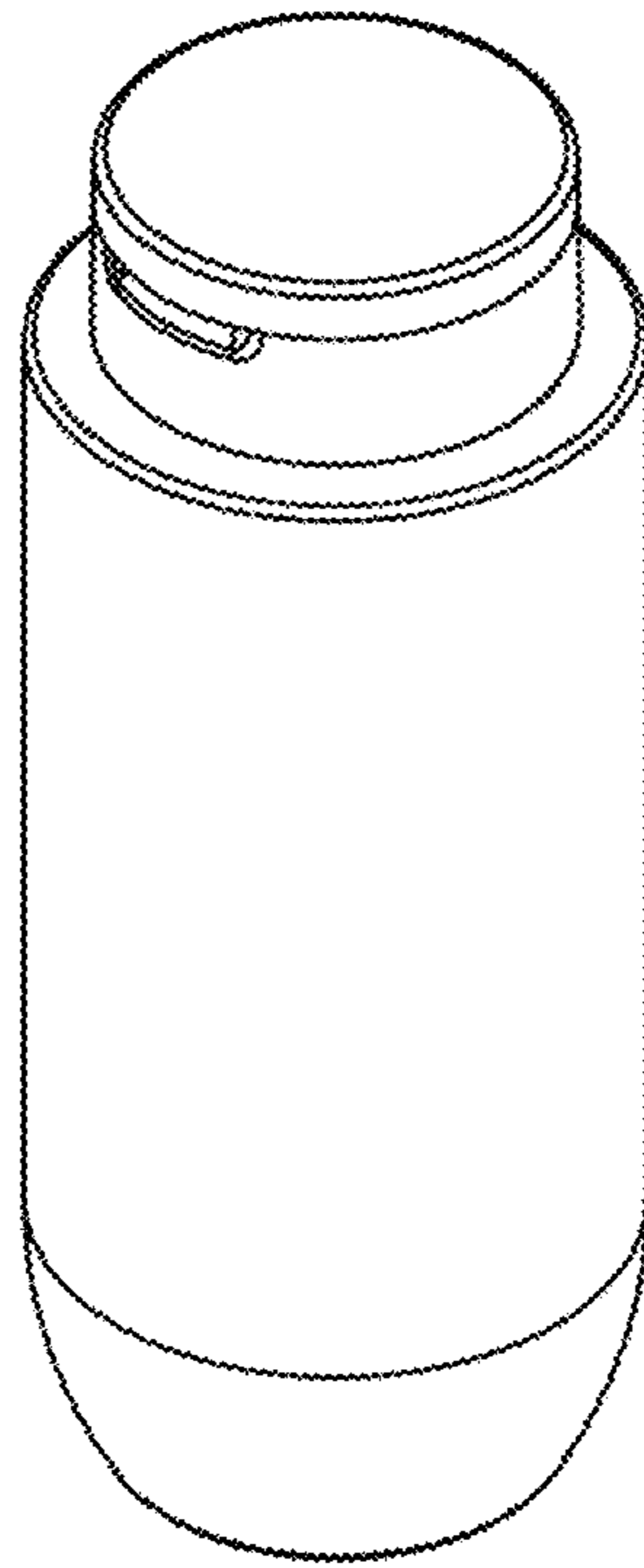


FIGURE 8




FIGURE 9




FIGURE 10




FIGURE 11




FIGURE 14

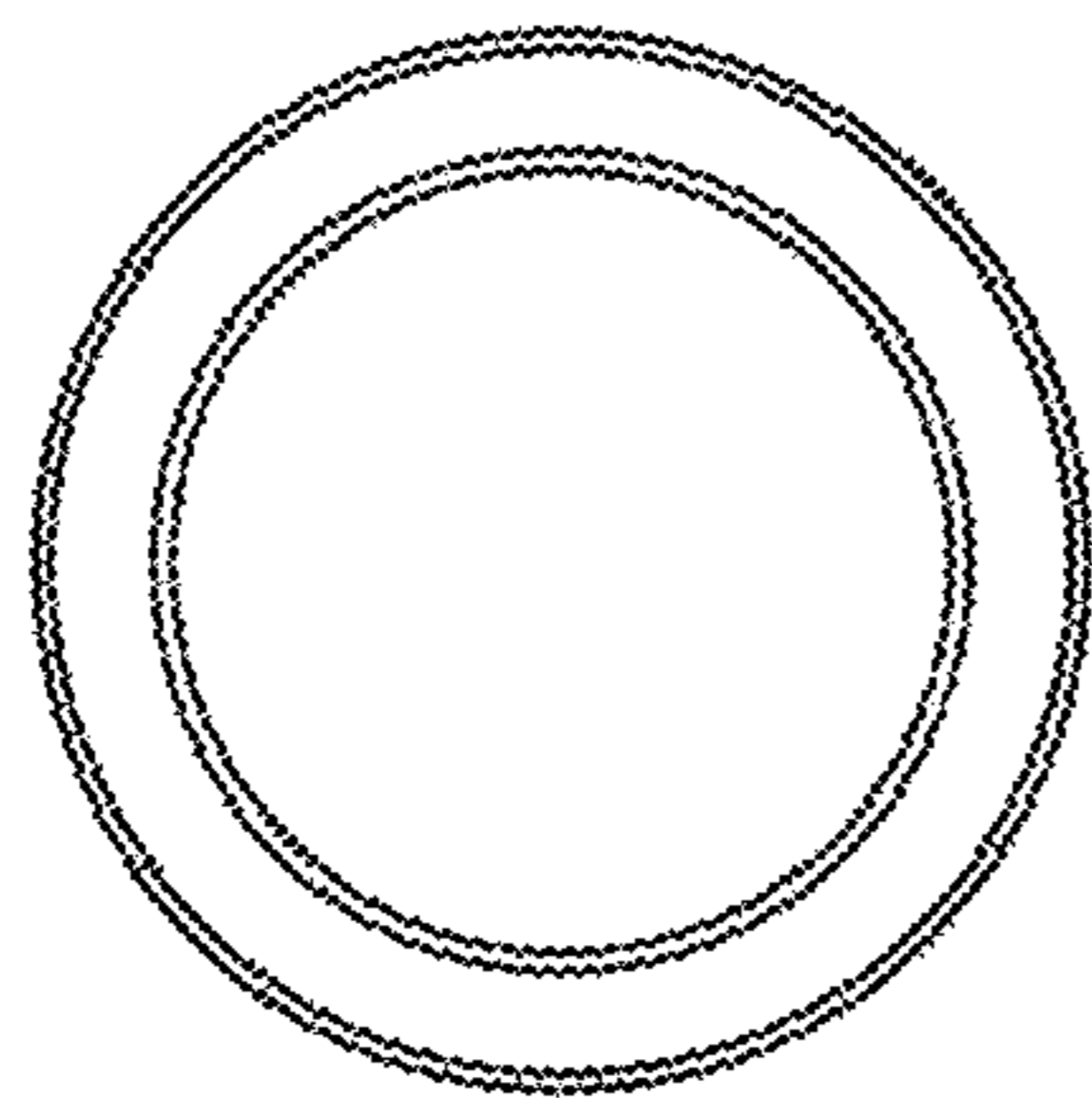


FIGURE 12

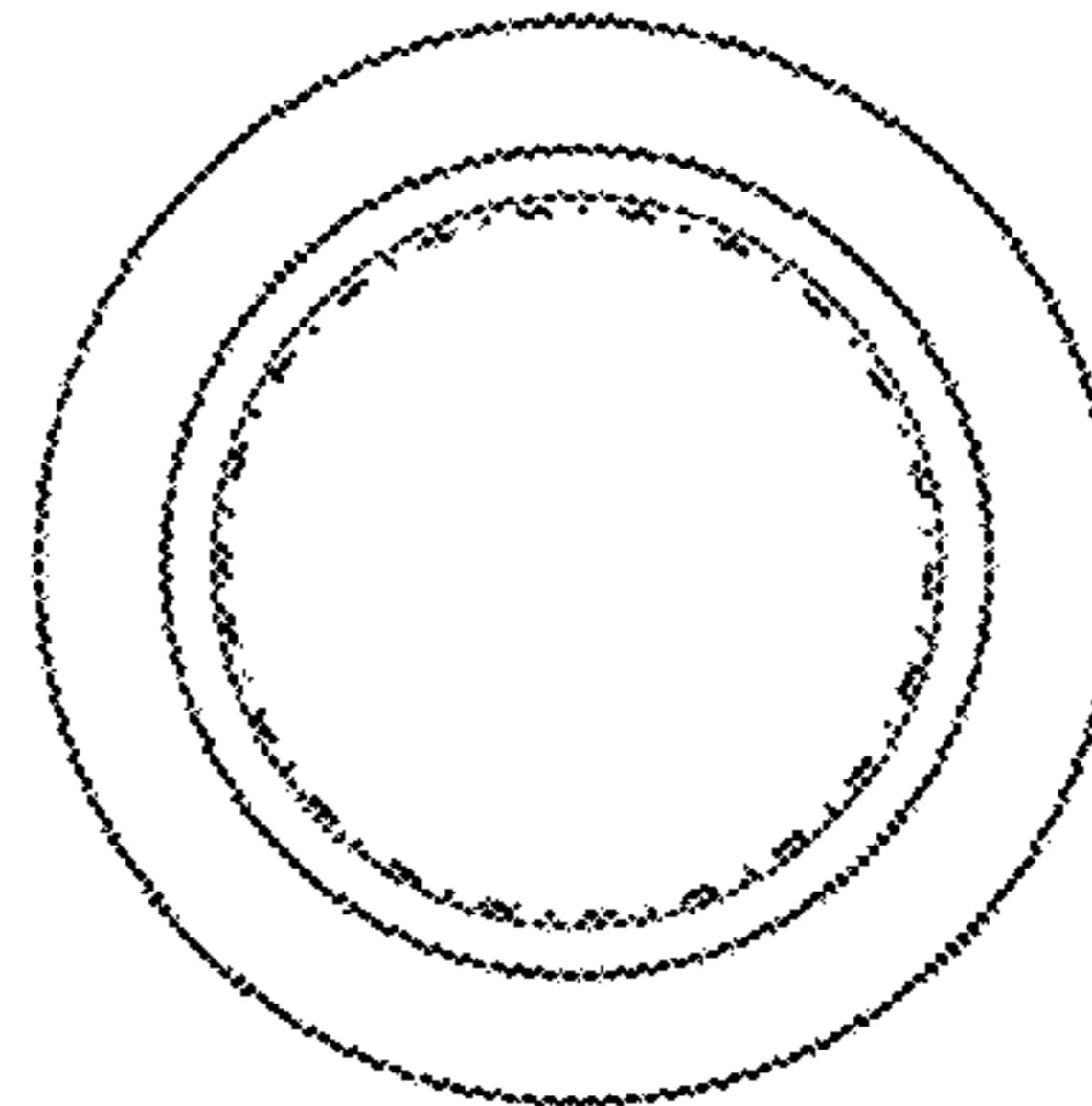


FIGURE 13