

US00D891856S

(12) **United States Design Patent** (10) **Patent No.:** **US D891,856 S**  
**Liu et al.** (45) **Date of Patent:** **\*\* Aug. 4, 2020**

(54) **COOKER BASE**

(56) **References Cited**

(71) Applicant: **Guangdong Midea Consumer Electric Manufacturing Co., Ltd.**, Foshan (CN)

U.S. PATENT DOCUMENTS

(72) Inventors: **Cheng Liu**, Foshan (CN); **Haiying Wang**, Foshan (CN)

D642,858 S	*	8/2011	Lazzer	.....	D7/376
D745,340 S	*	12/2015	Lee	.....	D7/412
D752,914 S	*	4/2016	Freissler	.....	D7/376
D755,004 S	*	5/2016	Bock	.....	D7/376
D758,787 S	*	6/2016	Ou	.....	D7/376
D801,109 S	*	10/2017	Lee	.....	D7/386
D805,344 S	*	12/2017	Yuan	.....	D7/378
D828,080 S	*	9/2018	Ou	.....	D7/376
D829,496 S	*	10/2018	Kim	.....	D7/378
D844,373 S	*	4/2019	DeLeo	.....	D7/386
D845,696 S	*	4/2019	Ou	.....	D7/378
D857,441 S	*	8/2019	Ou	.....	D7/378
D864,655 S	*	10/2019	Brook	.....	D7/386

(73) Assignee: **GUANGDONG MIDEA CONSUMER ELECTRIC MANUFACTURING CO., LTD.**, Foshan (CN)

(\*\*) Term: **15 Years**

(21) Appl. No.: **29/672,449**

\* cited by examiner

(22) Filed: **Dec. 5, 2018**

*Primary Examiner* — Ricky Pham

(30) **Foreign Application Priority Data**

Jun. 25, 2018 (CN) ..... 2018 3 0329897

(74) *Attorney, Agent, or Firm* — Morgan, Lewis & Bockius LLP

(51) **LOC (12) Cl.** ..... **31-00**

(57) **CLAIM**

(52) **U.S. Cl.**

USPC ..... **D7/386**; D7/378

The ornamental design for a cooker base, as shown and described.

(58) **Field of Classification Search**

USPC ..... D7/372, 376-386, 412-413, 602, 629, D7/665-666, 669, 679, 693-694

**DESCRIPTION**

CPC .... A21C 1/02; A21C 1/04; A23N 1/00; A23N 1/02; A47J 43/04; A47J 43/25; A47J 43/27; A47J 43/042; A47J 43/044; A47J 43/046; A47J 43/075; A47J 43/0722; A47J 43/0727; B01F 3/00; B01F 3/0807; B01F 3/0853; B01F 13/0059; B01F 13/0064; B02C 1/08; B02C 2/04; B02C 4/42; B02C 4/142; B02C 4/143; B02C 4/423; B02C 13/1835; B28C 5/10; B28C 5/12; B28C 5/14; B28C 5/16

FIG. 1 is a front view of a cooker base, showing our new design;

FIG. 2 is rear view thereof;

FIG. 3 is first side view thereof;

FIG. 4 is second side view thereof;


FIG. 5 is a top view thereof;

FIG. 6 is bottom view thereof; and,

FIG. 7 is a perspective view thereof.

See application file for complete search history.

**1 Claim, 7 Drawing Sheets**






Figure 1




Figure 2




Figure 3

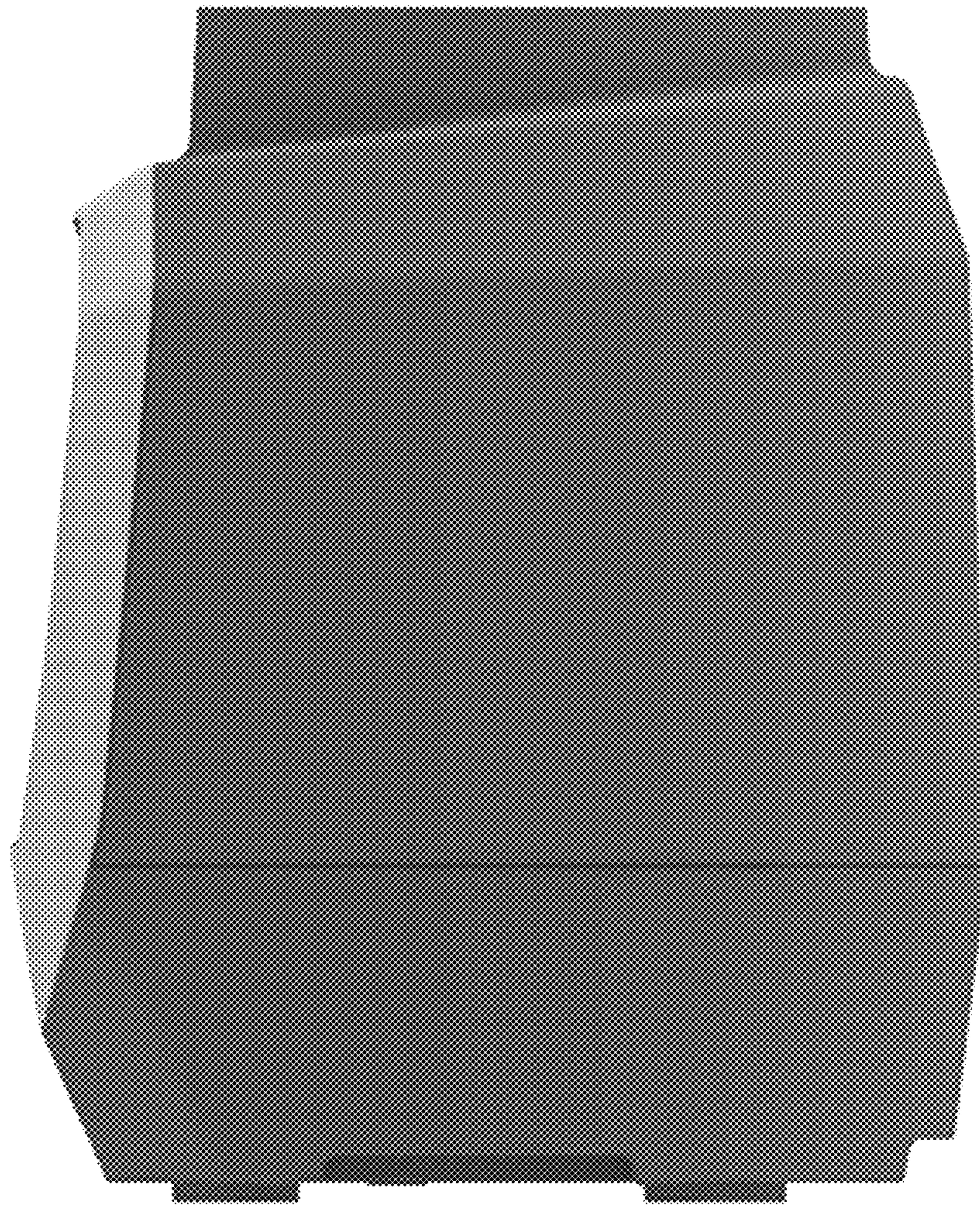


Figure 4



Figure 5



Figure 6




Figure 7