



US00D891809S

(12) **United States Design Patent**  
**Chong et al.**

(10) **Patent No.:** **US D891,809 S**

(45) **Date of Patent:** **\*\* Aug. 4, 2020**

(54) **CHAIR**

(71) Applicant: **AMQ Solutions, LLC**, Santa Clara, CA (US)

(72) Inventors: **Kin Fui Chong**, Singapore (SG); **Soo Beng Khoo**, Singapore (SG); **Jiwon Shin**, Seoul (KR)

(73) Assignee: **AMQ Solutions, LLC**, Santa Clara, CA (US)

(\*\*) Term: **15 Years**

(21) Appl. No.: **29/689,986**

(22) Filed: **May 3, 2019**

(51) **LOC (12) Cl.** ..... **06-01**

(52) **U.S. Cl.**  
USPC ..... **D6/380**

(58) **Field of Classification Search**  
USPC ..... D6/334, 349, 369, 374–376, 379–382, D6/711, 708.16, 716.1

CPC .... A47C 3/04; A47C 3/12; A47C 5/04; A47C 5/12; A47C 5/14; A47C 7/02; A47C 7/16; A47C 7/18; A47C 7/24; A47C 11/00; A47C 15/002; A47C 17/02

See application file for complete search history.

(56) **References Cited**

**U.S. PATENT DOCUMENTS**

D171,116 S	12/1953	Adkinson	
D182,790 S *	5/1958	Cohen	D6/375
3,025,105 A *	3/1962	Nash	A47C 7/002 297/239
D300,885 S	5/1989	Ochsner	
D320,507 S	10/1991	Shields	
D332,356 S *	1/1993	Sienkowski	D6/379
D343,965 S	2/1994	Werner	
D346,911 S	5/1994	Lucci et al.	

D351,510 S	10/1994	Lucci et al.
D374,129 S	10/1996	Timmons
D381,828 S	8/1997	Kemnitzer
D418,322 S	1/2000	Hock
D440,784 S	4/2001	Ambasz
D446,661 S	8/2001	Ambasz
D449,938 S	11/2001	Vanderiet et al.
D457,007 S	5/2002	Pearce et al.
D461,079 S	8/2002	Holbrook
D475,211 S	6/2003	Neil
D475,544 S	6/2003	Chadwick et al.
D485,084 S	1/2004	Bales
D495,891 S	9/2004	Ambasz
D505,562 S	5/2005	Goodworth
D505,801 S	6/2005	Cesaroni et al.
D513,902 S	1/2006	Piretti
D517,828 S	3/2006	Magnani et al.
D520,769 S	5/2006	Bernett et al.
D544,235 S	6/2007	Chen
D550,467 S	9/2007	Koepke et al.

(Continued)

*Primary Examiner* — R. Johnson

(74) *Attorney, Agent, or Firm* — Price Heneveld LLP

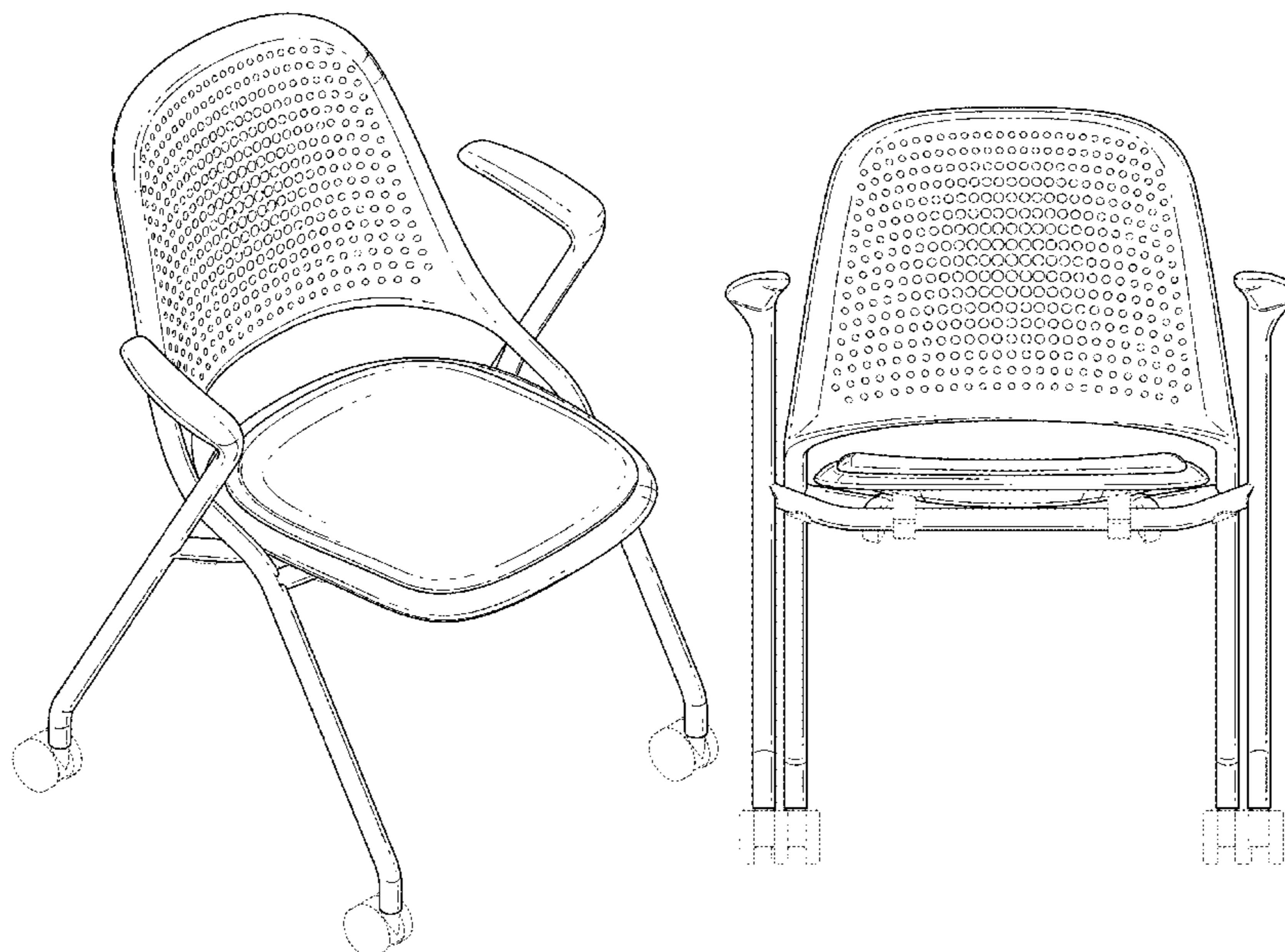
(57) **CLAIM**

We claim the ornamental design for a chair, as shown and described.

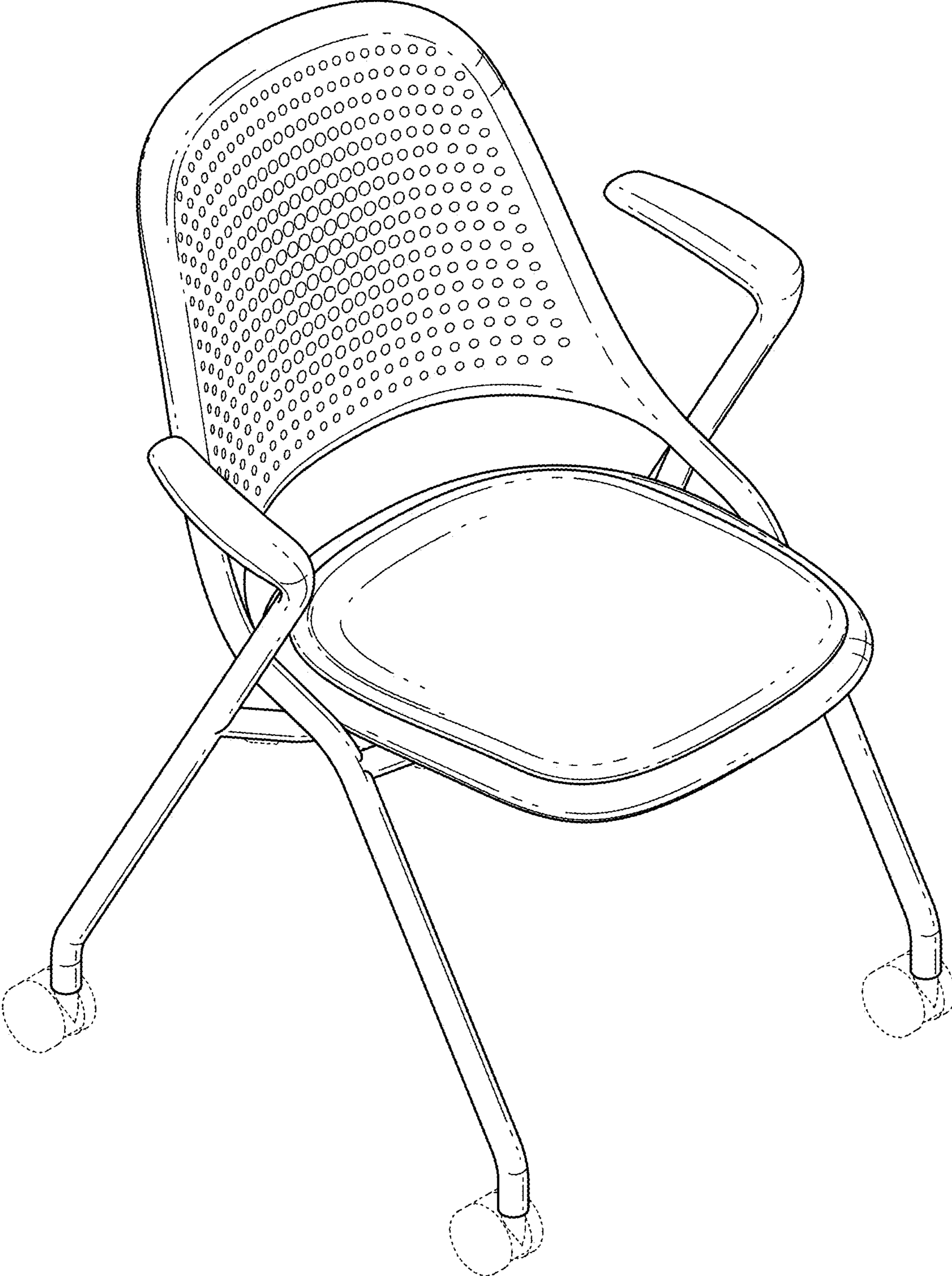
**DESCRIPTION**

FIG. 1 is a front perspective view of a chair, showing our new design;  
FIG. 2 is front view of the chair thereof;  
FIG. 3 is a rear view of the chair thereof;  
FIG. 4 is a right side view of the chair thereof, the left side view is a mirror image of the right side view of FIG. 4;  
FIG. 5 is a top view of the chair thereof; and,  
FIG. 6 is a bottom view of the chair thereof.  
The broken lines are for purposes of illustrating boundaries and form no part of the claimed ornamental design.

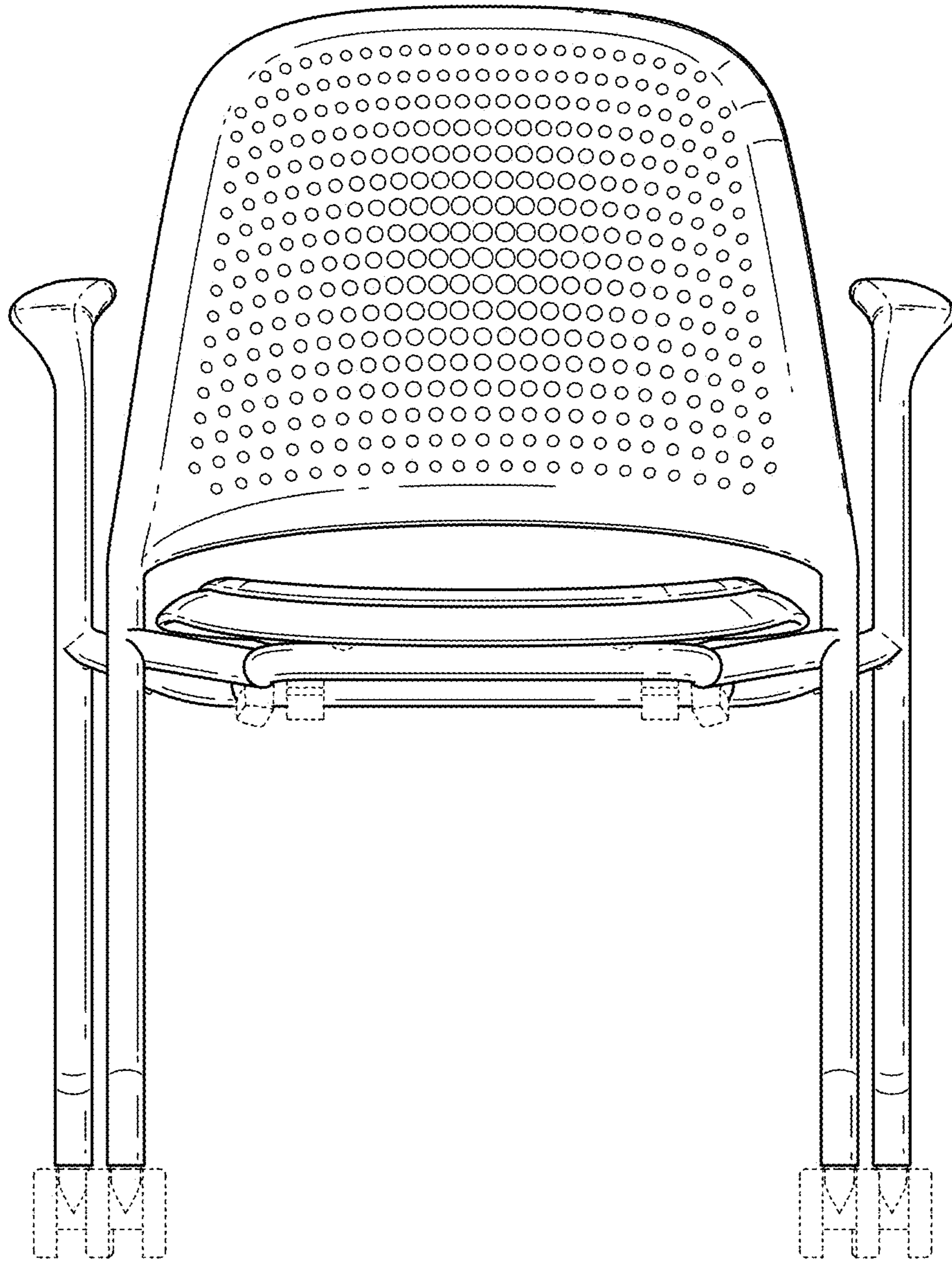
**1 Claim, 6 Drawing Sheets**



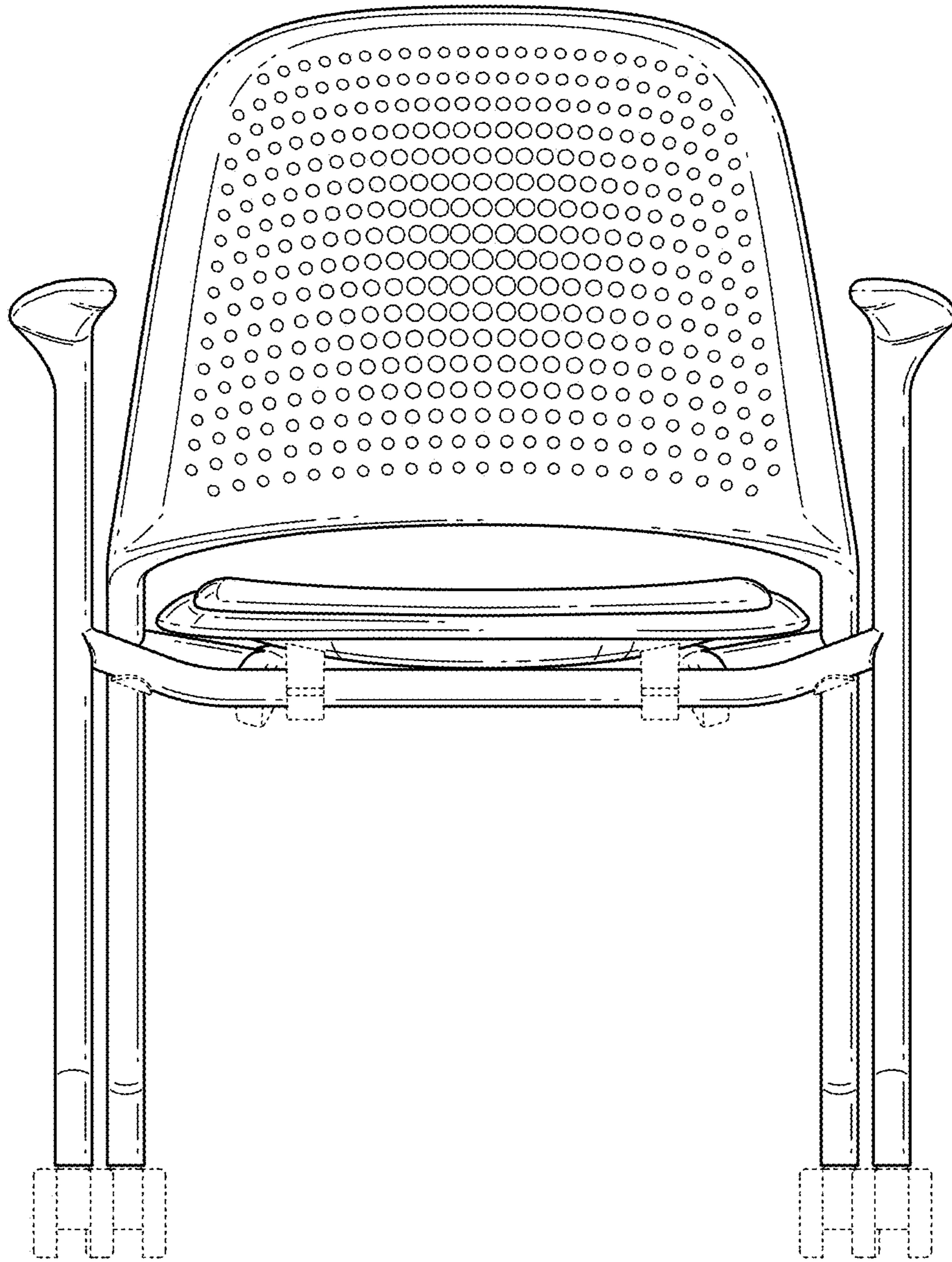




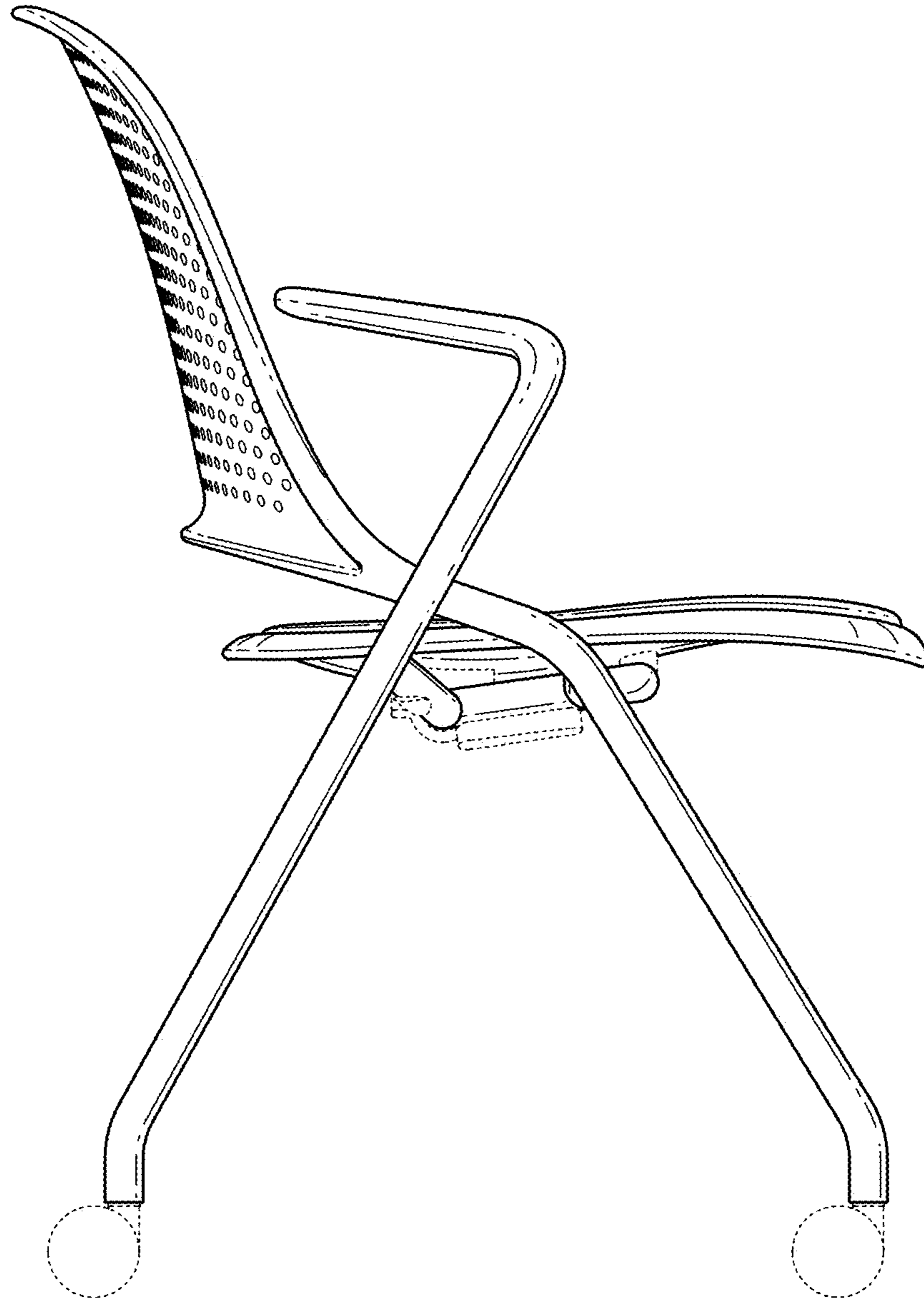
**FIG. 1**



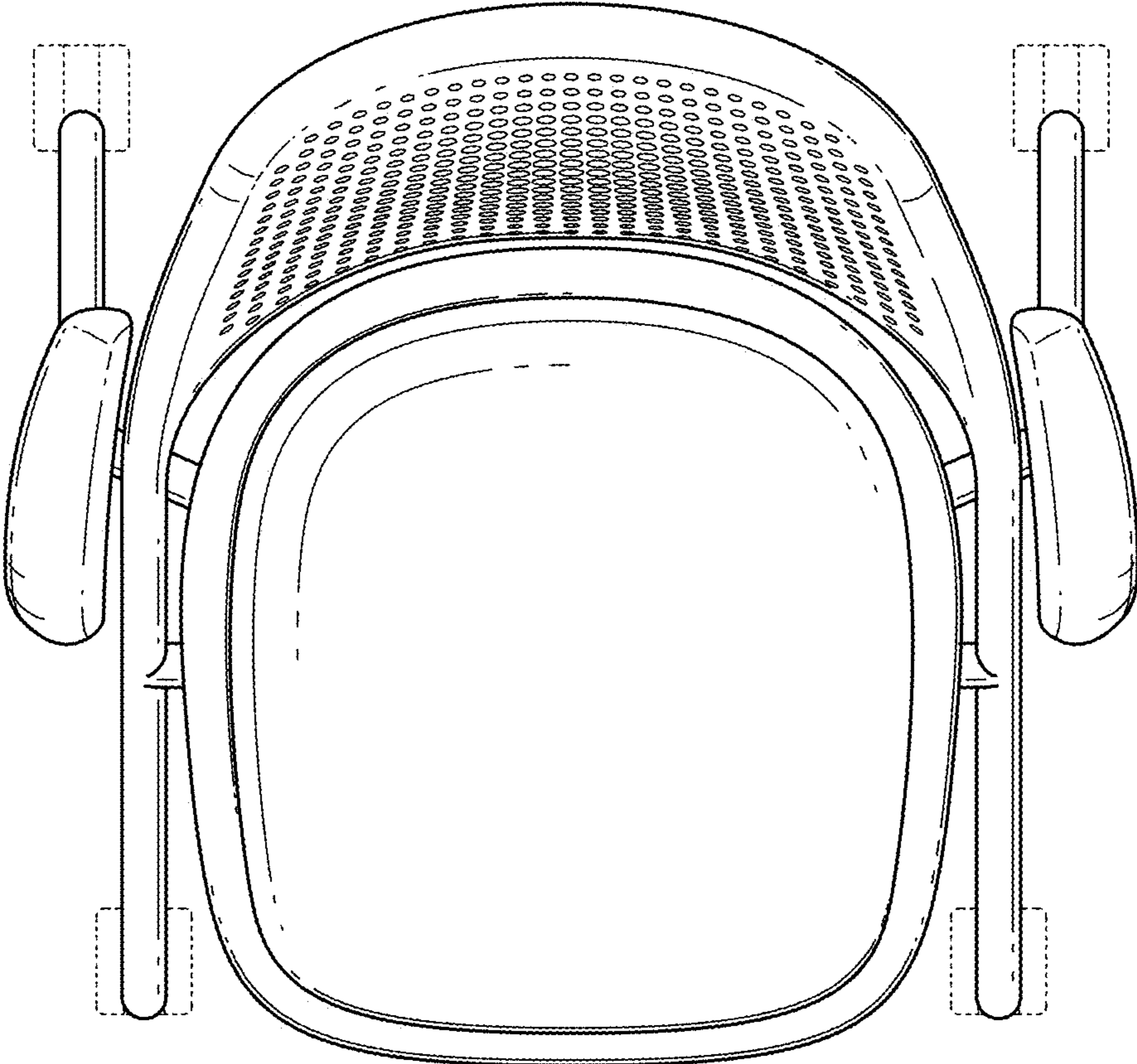
**FIG. 2**



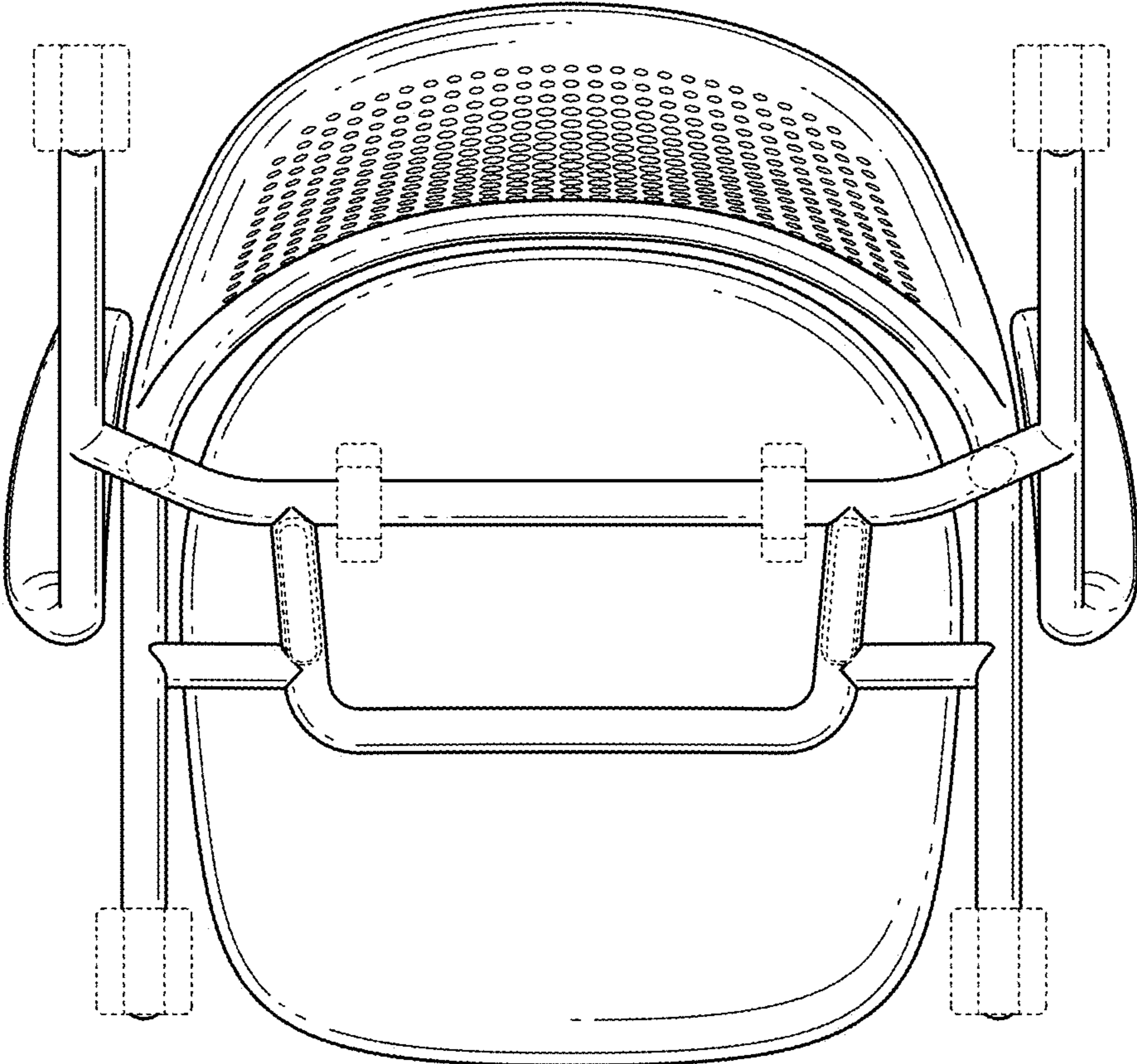
**FIG. 3**



**FIG. 4**



**FIG. 5**



**FIG. 6**