



US00D891806S

(12) **United States Design Patent**
Li

(10) **Patent No.:** **US D891,806 S**

(45) **Date of Patent:** **** Aug. 4, 2020**

(54) **CHAIR**

(71) Applicant: **39F USA INC**, Rancho Cucamonga, CA (US)

(72) Inventor: **Yuehai Li**, Rancho Cucamonga, CA (US)

(**) Term: **15 Years**

(21) Appl. No.: **29/687,546**

(22) Filed: **Apr. 12, 2019**

(51) **LOC (12) Cl.** **06-01**

(52) **U.S. Cl.**
USPC **D6/375**

(58) **Field of Classification Search**
USPC D6/334, 349, 369, 374–376, 379–382, D6/711, 708.16, 716.1
CPC A47C 3/04; A47C 3/12; A47C 5/04; A47C 5/12; A47C 5/14; A47C 7/02; A47C 7/16; A47C 7/18; A47C 7/24; A47C 11/00; A47C 15/002; A47C 17/02
See application file for complete search history.

(56) **References Cited**

U.S. PATENT DOCUMENTS

D182,790 S * 5/1958 Cohen D6/375
3,025,105 A * 3/1962 Nash A47C 7/002
297/239

D770,794 S * 11/2016 Hayon D6/375
D778,657 S * 2/2017 Morrison D6/373
D858,128 S * 9/2019 Li D6/360
D867,777 S * 11/2019 Reybier D6/358
D869,190 S * 12/2019 Lievore D6/375
D869,216 S * 12/2019 Parker D6/716
D877,525 S * 3/2020 Novak D6/360

* cited by examiner

Primary Examiner — R. Johnson

(74) *Attorney, Agent, or Firm* — Feng Qian

(57) **CLAIM**

The ornamental design for a chair, as shown and described.

DESCRIPTION

FIG. 1 is a front perspective view of a chair showing my new design;

FIG. 2 is a front elevation view thereof;

FIG. 3 is a rear elevation view thereof;

FIG. 4 is a left-side elevation view thereof;

FIG. 5 is a right-side elevation view thereof;

FIG. 6 is a top plan view thereof; and,

FIG. 7 is a bottom plan view thereof.

The broken lines represent stitching.

1 Claim, 7 Drawing Sheets



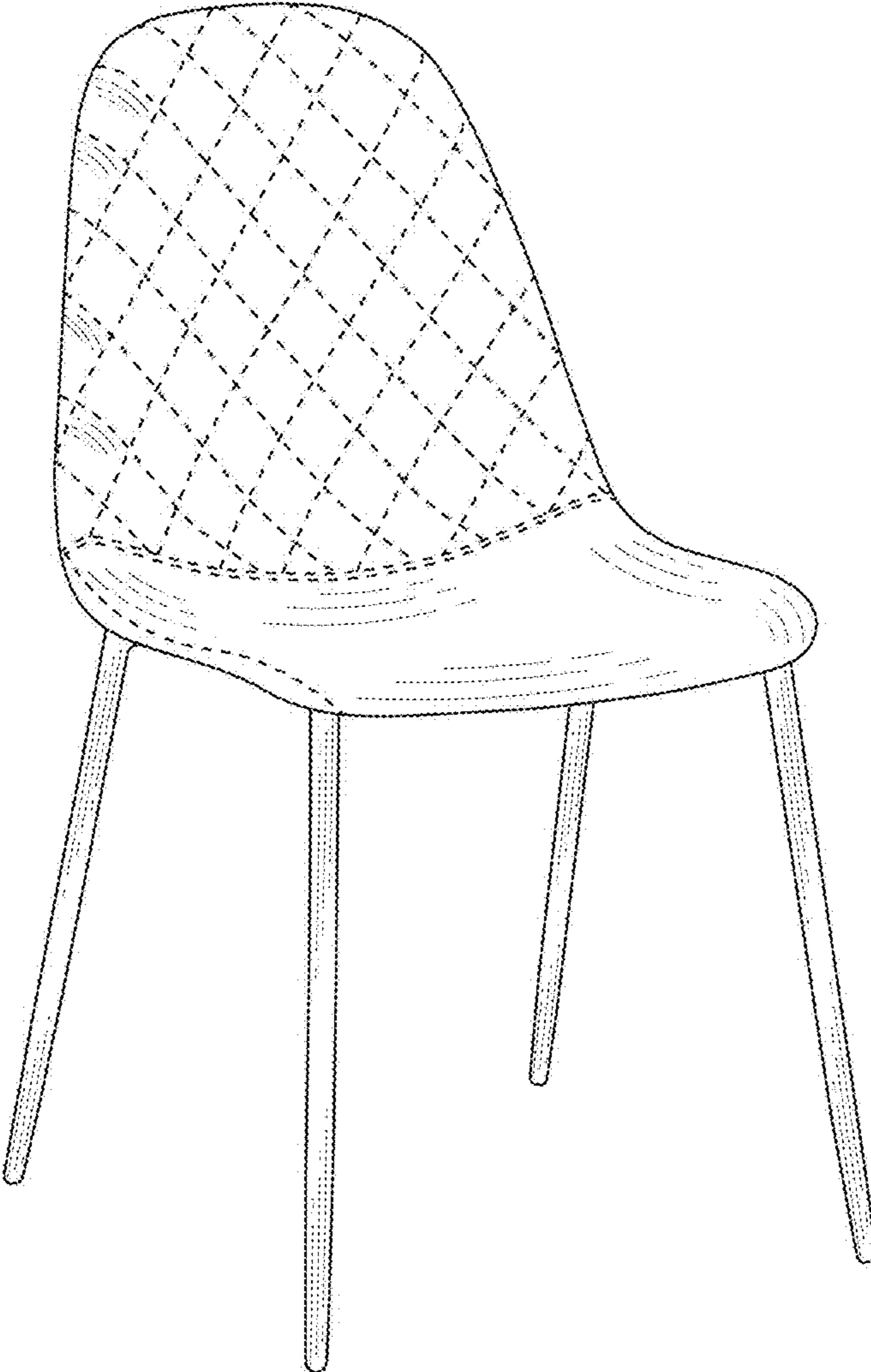


Fig.1




Fig.2

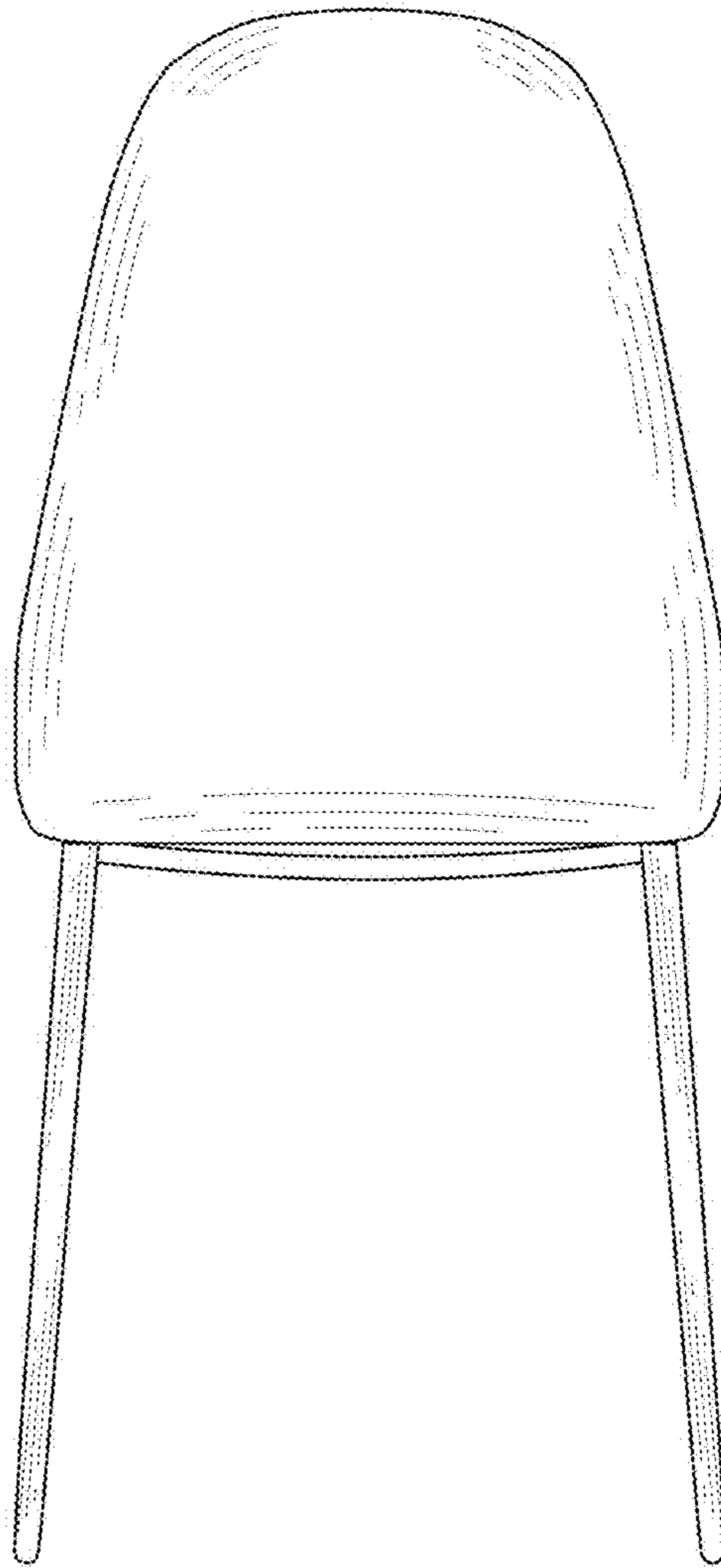


Fig.3

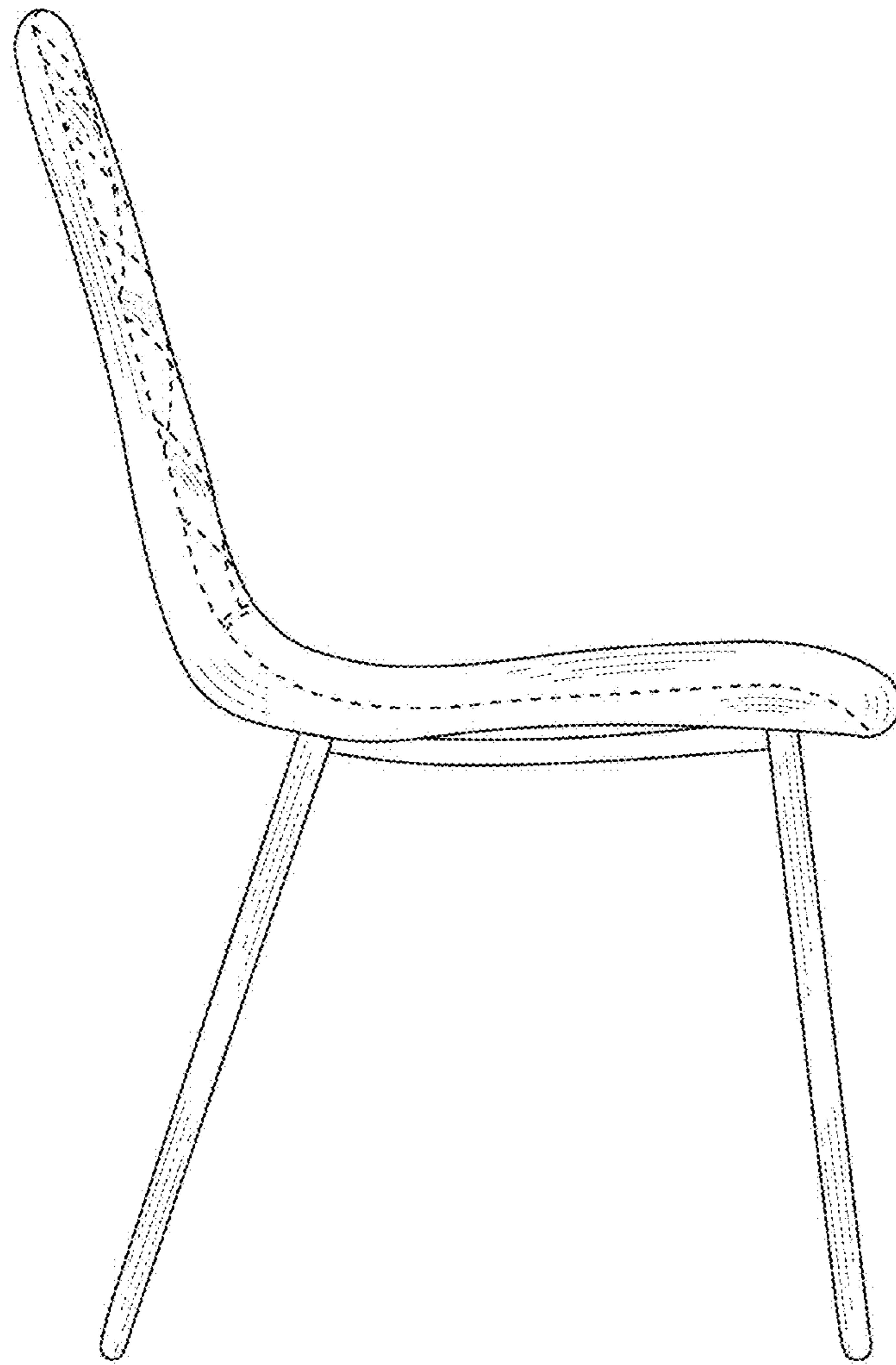


Fig.4

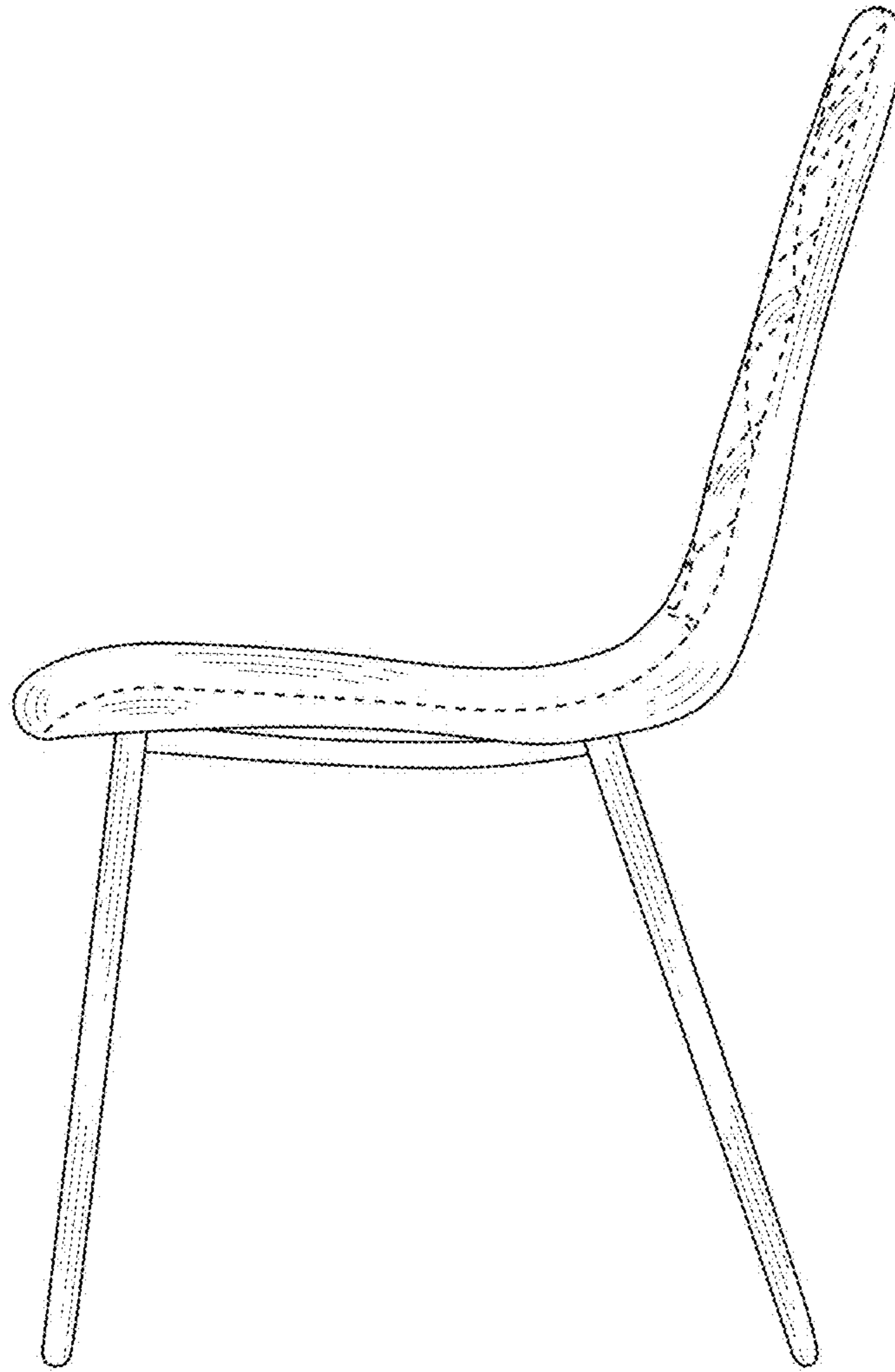


Fig.5




Fig.6

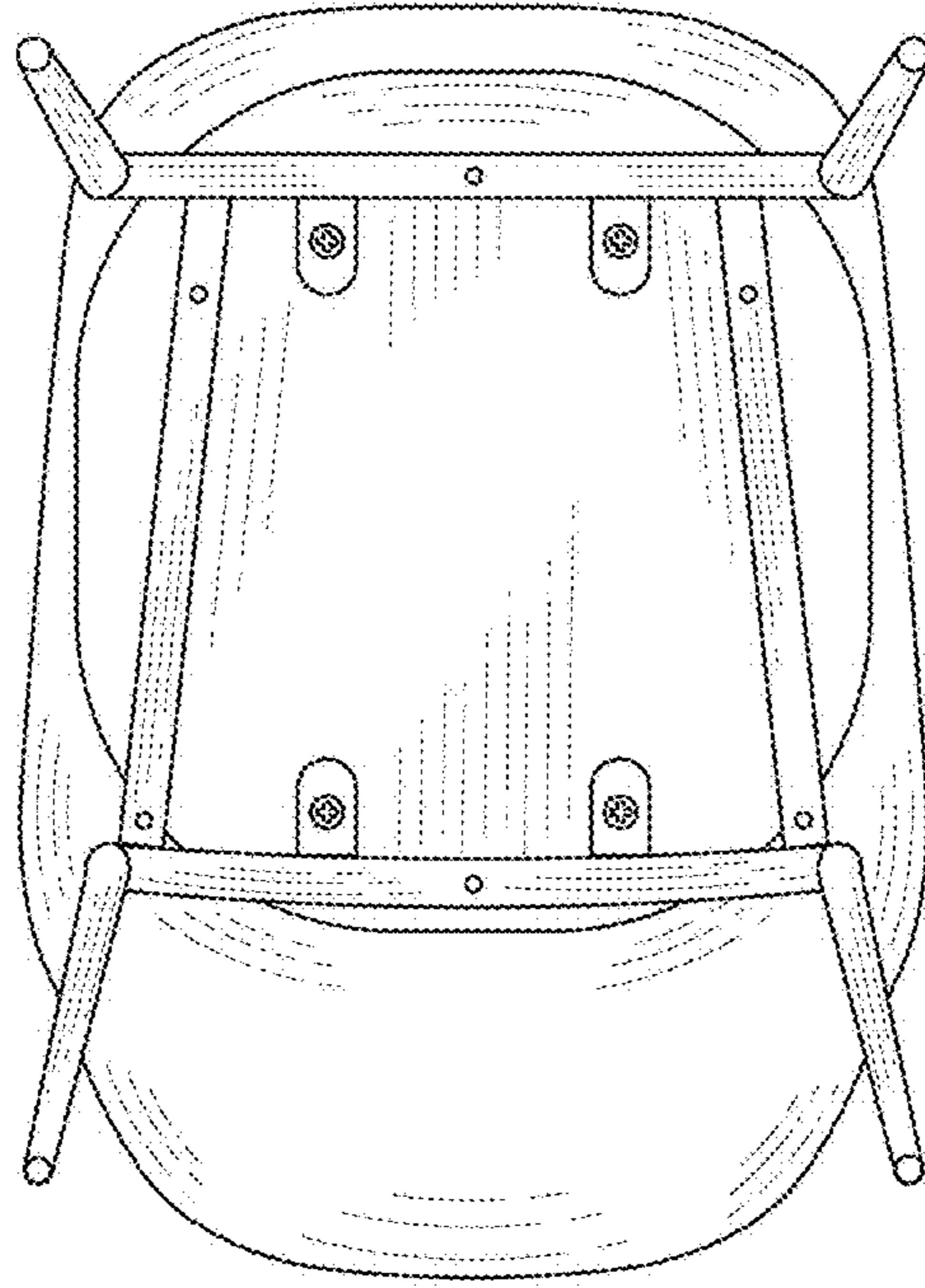


Fig. 7