



US00D891805S

(12) **United States Design Patent**
Li

(10) **Patent No.:** **US D891,805 S**

(45) **Date of Patent:** **** Aug. 4, 2020**

(54) **CHAIR**

(71) Applicant: **39F USA INC**, Rancho Cucamonga,
CA (US)

(72) Inventor: **Yuehai Li**, Rancho Cucamonga, CA
(US)

(**) Term: **15 Years**

(21) Appl. No.: **29/692,004**

(22) Filed: **May 21, 2019**

(51) **LOC (12) Cl.** **06-01**

(52) **U.S. Cl.**
USPC **D6/374**

(58) **Field of Classification Search**
USPC D6/334, 349, 369, 374–376, 379–382,
D6/711, 708.16, 716.1
CPC A47C 3/04; A47C 3/12; A47C 5/04; A47C
5/12; A47C 5/14; A47C 7/02; A47C 7/16;
A47C 7/18; A47C 7/24; A47C 11/00;
A47C 15/002; A47C 17/02
See application file for complete search history.

(56) **References Cited**

U.S. PATENT DOCUMENTS

D284,624 S * 7/1986 Culler D6/334
D656,755 S * 4/2012 Wanders D6/375

D751,838 S * 3/2016 Ciani D6/381
D794,349 S * 8/2017 Levy D6/374
D807,066 S * 1/2018 Vance D6/334
D811,757 S * 3/2018 Moscheri D6/334
D821,773 S * 7/2018 Hale D6/375
D821,777 S * 7/2018 Hale D6/380
D836,360 S * 12/2018 Novak D6/375
D876,116 S * 2/2020 Ji D6/374

* cited by examiner

Primary Examiner — R. Johnson

(74) *Attorney, Agent, or Firm* — Feng Qian

(57) **CLAIM**

The ornamental design for a chair, as shown and described.

DESCRIPTION

FIG. 1 is a front perspective view of a chair showing my new design;

FIG. 2 is a front elevation view thereof;

FIG. 3 is a rear elevation view thereof;

FIG. 4 is a left-side elevation view thereof;

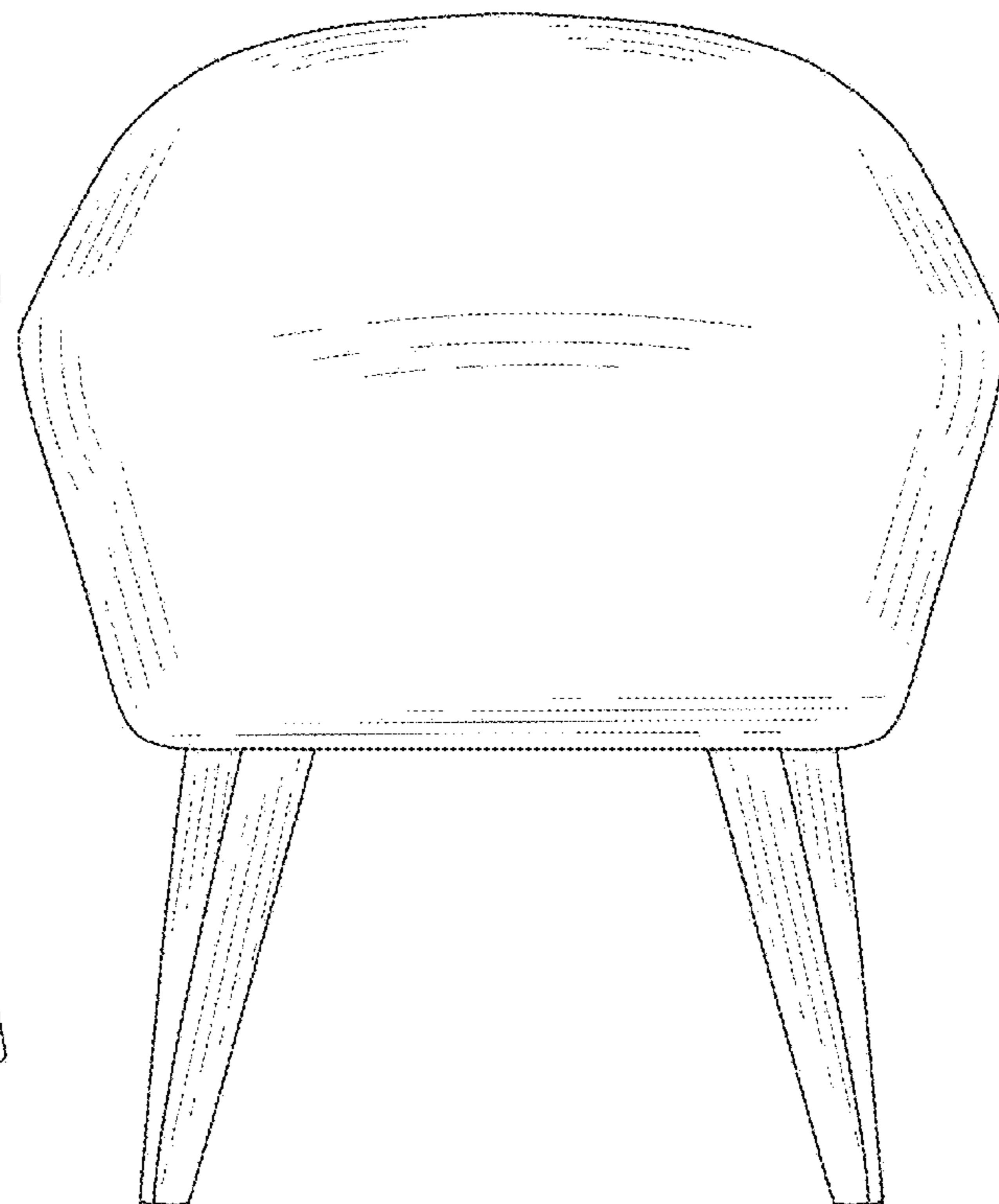

FIG. 5 is a right-side elevation view thereof;

FIG. 6 is a top plan view thereof; and,

FIG. 7 is a bottom plan view thereof.

The portions shown in broken lines form no part of the claimed design.

1 Claim, 7 Drawing Sheets






Fig.1




Fig.2

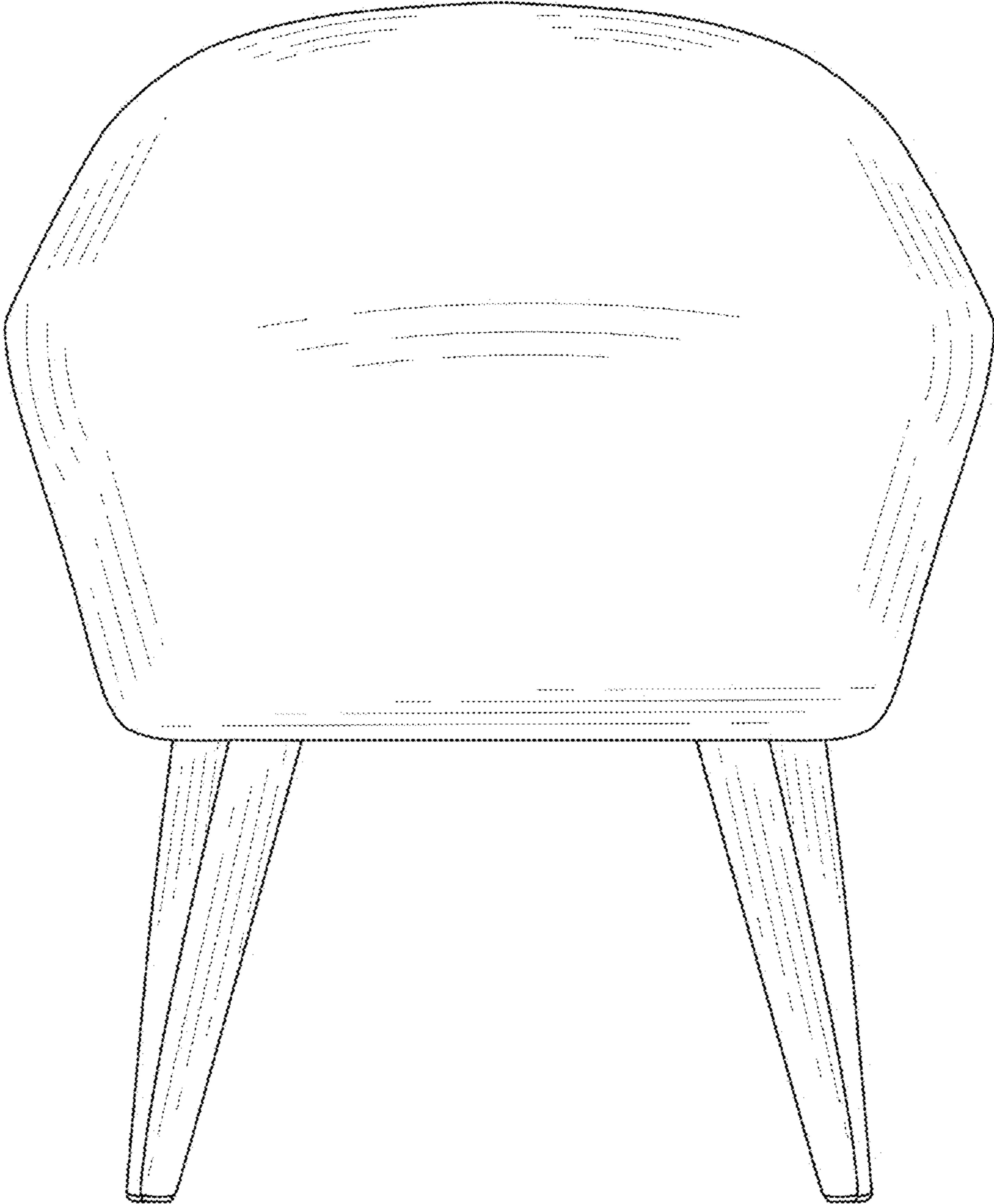


Fig.3

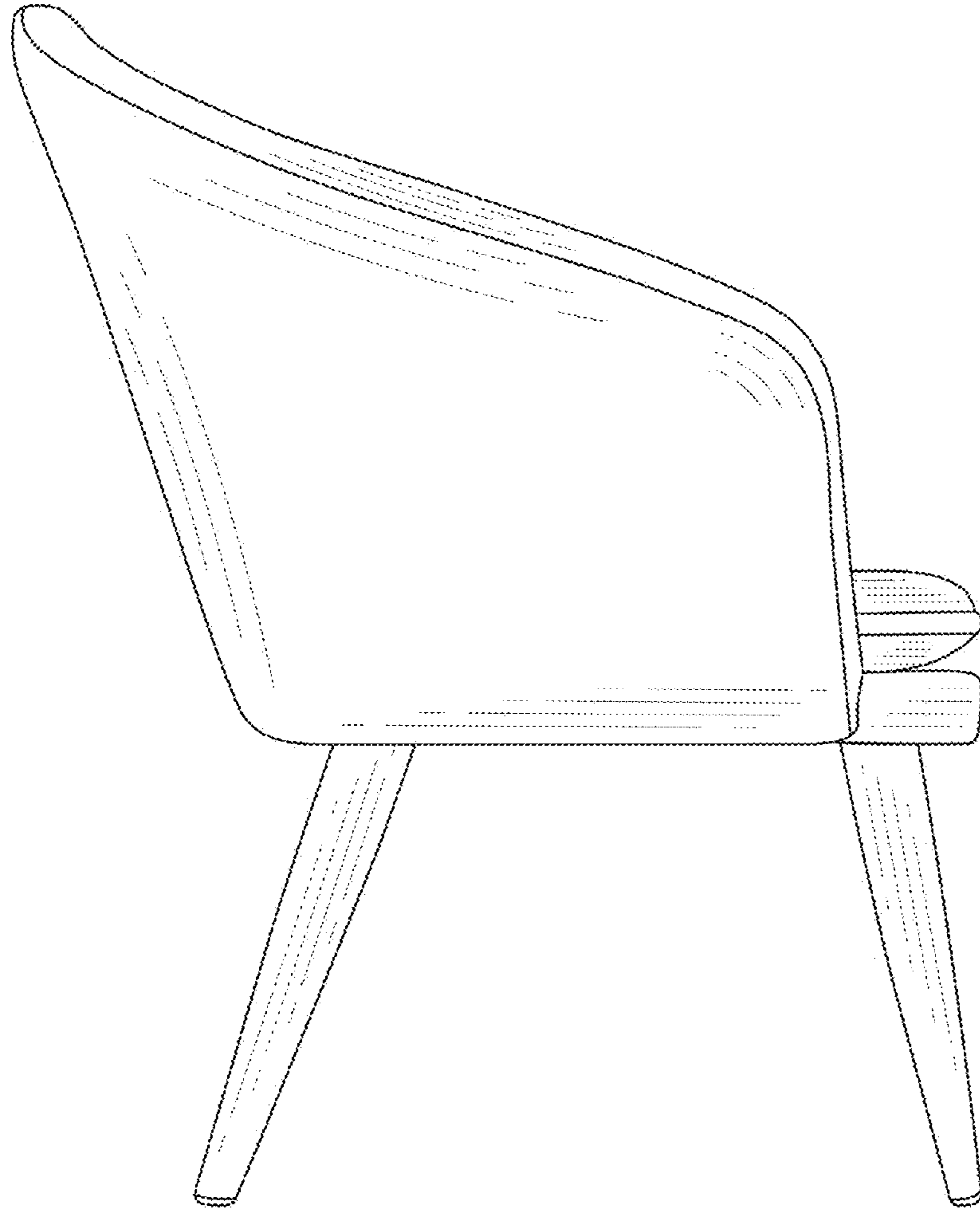


Fig.4




Fig.5

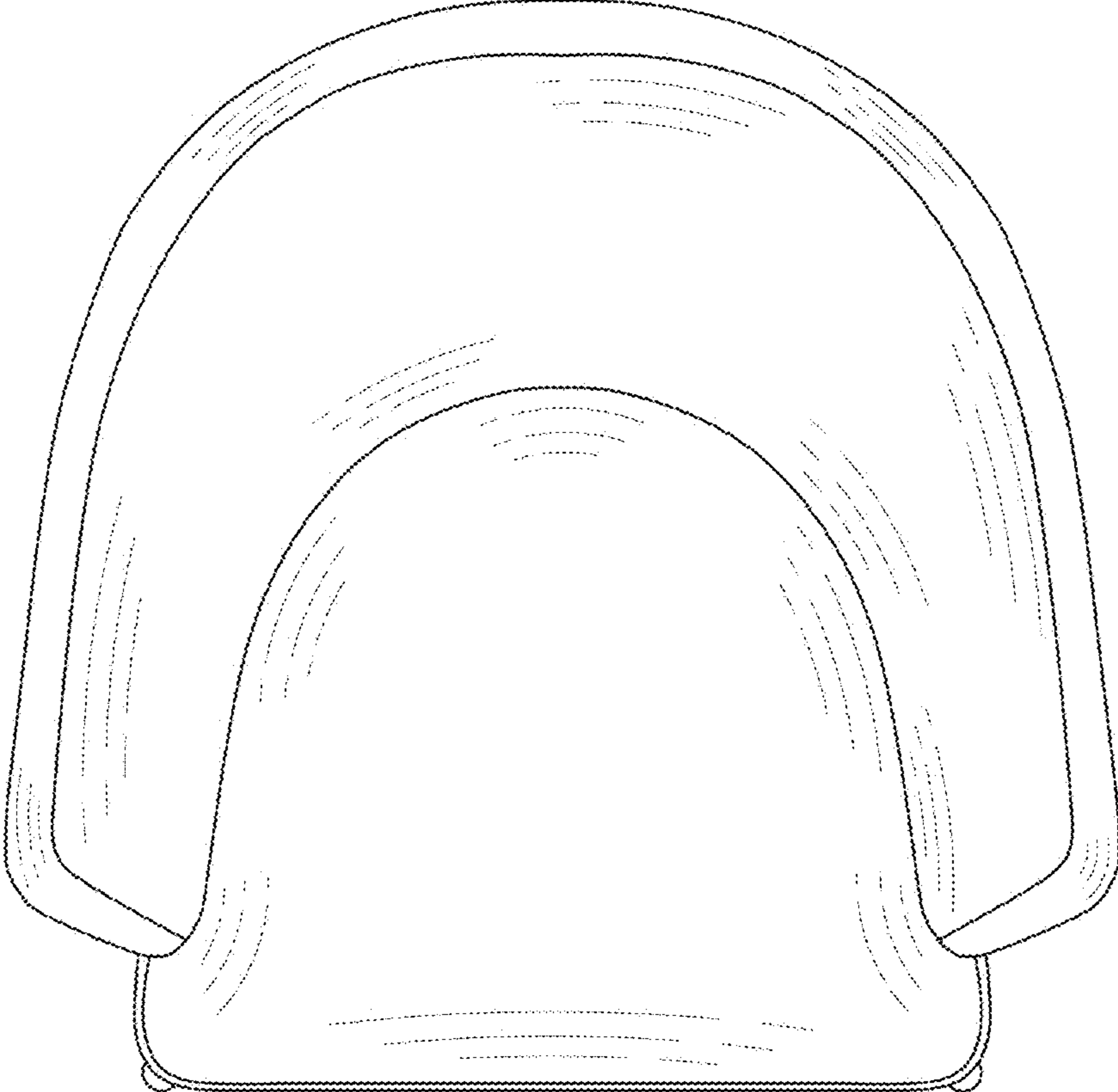


Fig.6

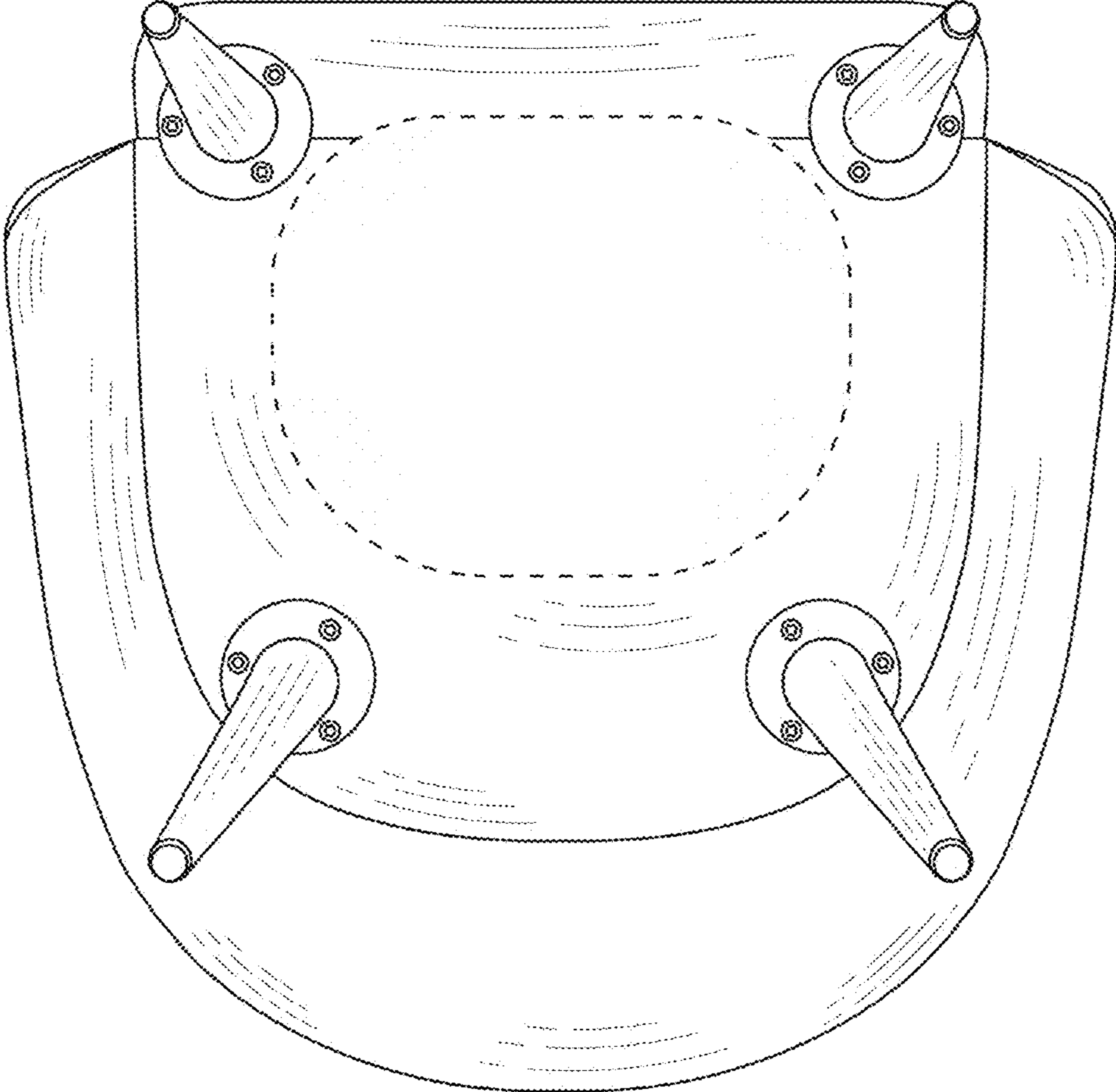


Fig.7