



US00D891803S

(12) **United States Design Patent**
Fagerström

(10) **Patent No.:** **US D891,803 S**

(45) **Date of Patent:** **** Aug. 4, 2020**

(54) **CHAIR**

(71) Applicant: **SANCAL DISEÑO, S.L.**, Yecla,
Murcia (ES)

(72) Inventor: **Kristoffer Fagerström**, Stockholm (SE)

(73) Assignee: **SANCAL DISEÑO, S.L.**, Murcia (ES)

(**) Term: **15 Years**

(21) Appl. No.: **29/676,532**

(22) Filed: **Jan. 11, 2019**

(30) **Foreign Application Priority Data**

Jul. 11, 2018 (EM) 005500121-0006

(51) **LOC (12) Cl.** **06-01**

(52) **U.S. Cl.**

USPC **D6/372; D6/370**

(58) **Field of Classification Search**

USPC D6/366, 367, 368, 369, 716.7, 708.16,
D6/708.23, 372, 334, 361, 364, 375, 716,
D6/360, 373, 348, 379, 358, 716.4,
D6/707.16, 362, 339, 374, 342, 330, 329,
D6/332, 320, 315, 380, 376

CPC .. A47C 4/028; A47C 4/02; A47C 7/18; A47C
7/40; A47C 7/383; A47C 7/506; A47C
9/0007; A47C 13/023; A47C 1/124; A47C
1/04; A47C 1/16; A47C 7/16; A47C 3/04;
A47C 3/00; B60N 2/0715; B60N 2/22;
B60N 2/48; B60N 2/449; B60N 2/4882;
A47D 1/00; B29L 2031/771

See application file for complete search history.

(56) **References Cited**

U.S. PATENT DOCUMENTS

D249,315 S * 9/1978 Daae-Qvale D6/363
D280,957 S * 10/1985 Meier D6/370
D289,347 S * 4/1987 Halme D6/370
D515,833 S * 2/2006 Singer D6/370

(Continued)

FOREIGN PATENT DOCUMENTS

CN 303303170 * 3/2015
CN 304365984 * 4/2017

(Continued)

OTHER PUBLICATIONS

Houzz, Sancal Stool, [online]retrievedApr. 6, 2020, available from internet, <https://www.houzz.es/productos/sancal-stools-poufs-benches-prvw-vr-124157642> (Year: 2020).*

(Continued)

Primary Examiner — Keli L Hill

Assistant Examiner — Sara S Sahneh

(74) *Attorney, Agent, or Firm* — Arent Fox LLP

(57) **CLAIM**

The ornamental design for a chair, as shown and described.

DESCRIPTION

FIG. 1 is a top front left perspective view of a chair showing my new design;

FIG. 2 is a front left perspective view of the design shown in FIG. 1;

FIG. 3 is a front view of the design shown in FIG. 1;

FIG. 4 is a rear right perspective view of the design shown in FIG. 1;


FIG. 5 is a rear view of the design shown in FIG. 1;

FIG. 6 is a top front perspective view of the design shown in FIG. 1; and,

FIG. 7 is a left side view of the design shown in FIG. 1, the right side view bring a mirror image thereof.

The bottom of the chair forms no part of the claimed design.

1 Claim, 7 Drawing Sheets



(56)

References Cited

U.S. PATENT DOCUMENTS

D624,763 S * 10/2010 Bassam D6/380
D696,036 S * 12/2013 Starck D6/360
D800,467 S * 10/2017 Galiotto D6/360
D814,203 S * 4/2018 Liu D6/360
D868,492 S * 12/2019 Lucidi D6/370

FOREIGN PATENT DOCUMENTS

CN 304708538 * 10/2017
CN 304749851 * 1/2018
CN 304884353 * 4/2018
CN 304983612 * 8/2018
CN 305144659 * 1/2019
CN 305144661 * 1/2019
CN 305272557 * 3/2019
GB 6006869 * 2/2017

OTHER PUBLICATIONS

SPLY DTEM,SPLY DTEMB Bar Chair Wrought Iron Bar Chair
Golden Home HighChair Modern Dining Chair ,Date first available
Nov. 29, 2019 [online]retrieved Apr. 2, 2020, available from inter-
net, www.amazon.com (Year: 2019).*

HX-bar stool, Counter Height bar Stool with backrest Gold Metal
Wire Frame upholstered seat Cushion,Date first available Sep. 7,
2019, [online]retrieved Apr. 2, 2020, available from internet, www.
amazon.com (Year: 2019).*

DEYIKE, Chair series, [online]retrieved Apr. 2, 2020, available
from internet, www.deyike.com.cn/en/products/show.asp?id=797 (Year:
2020).*

* cited by examiner

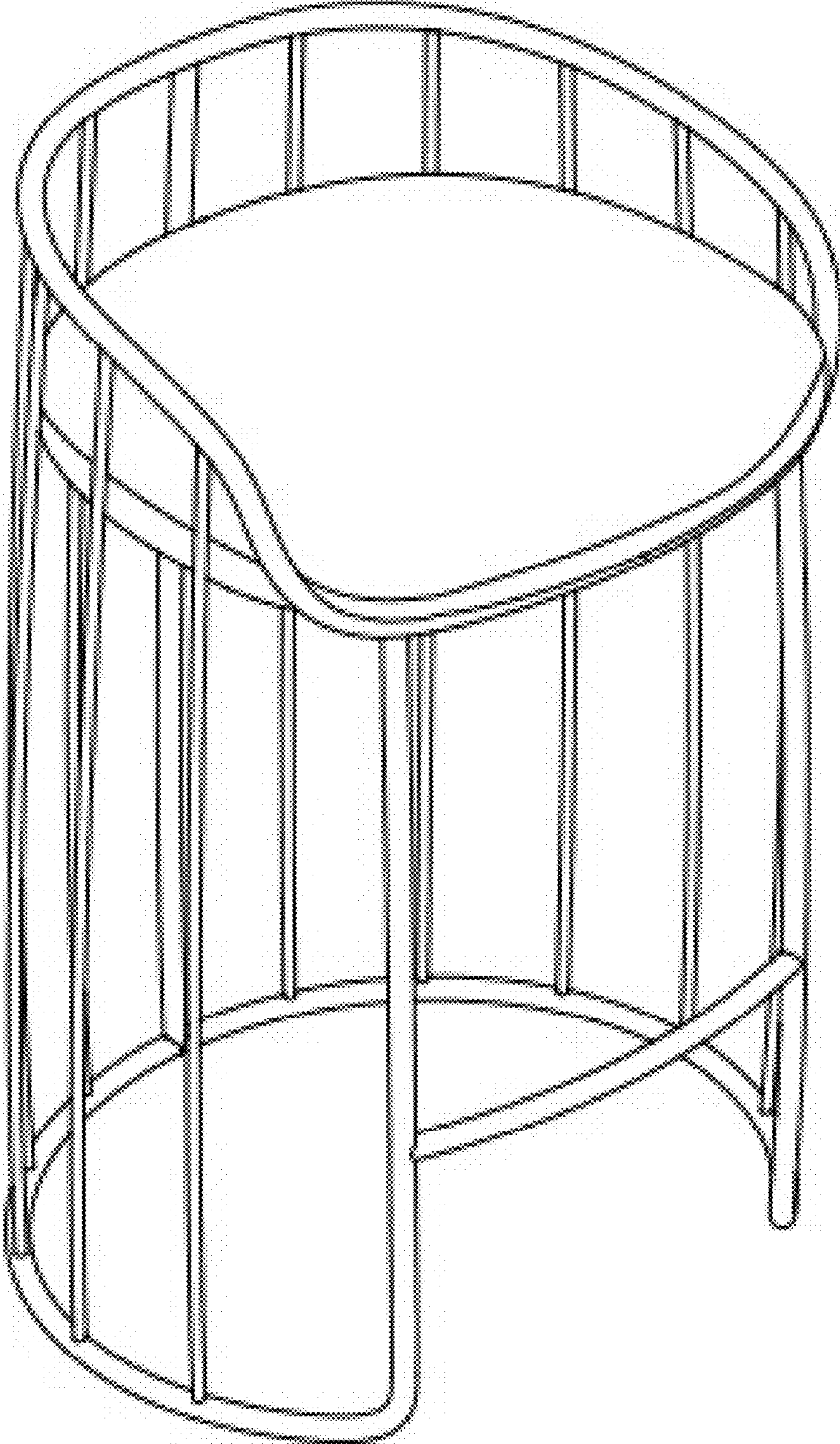


FIG. 1




FIG. 2




FIG. 3

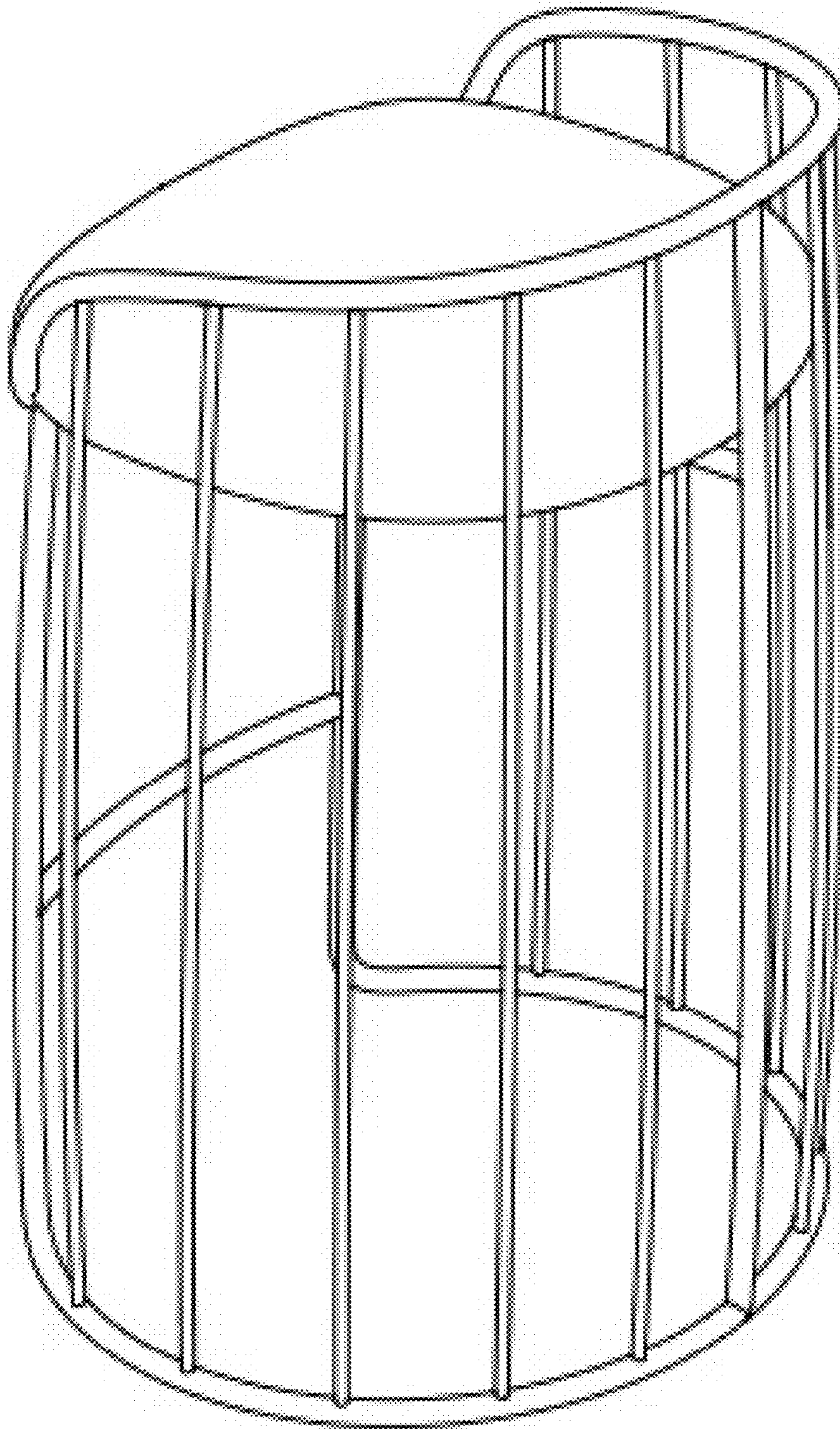


FIG. 4




FIG. 5

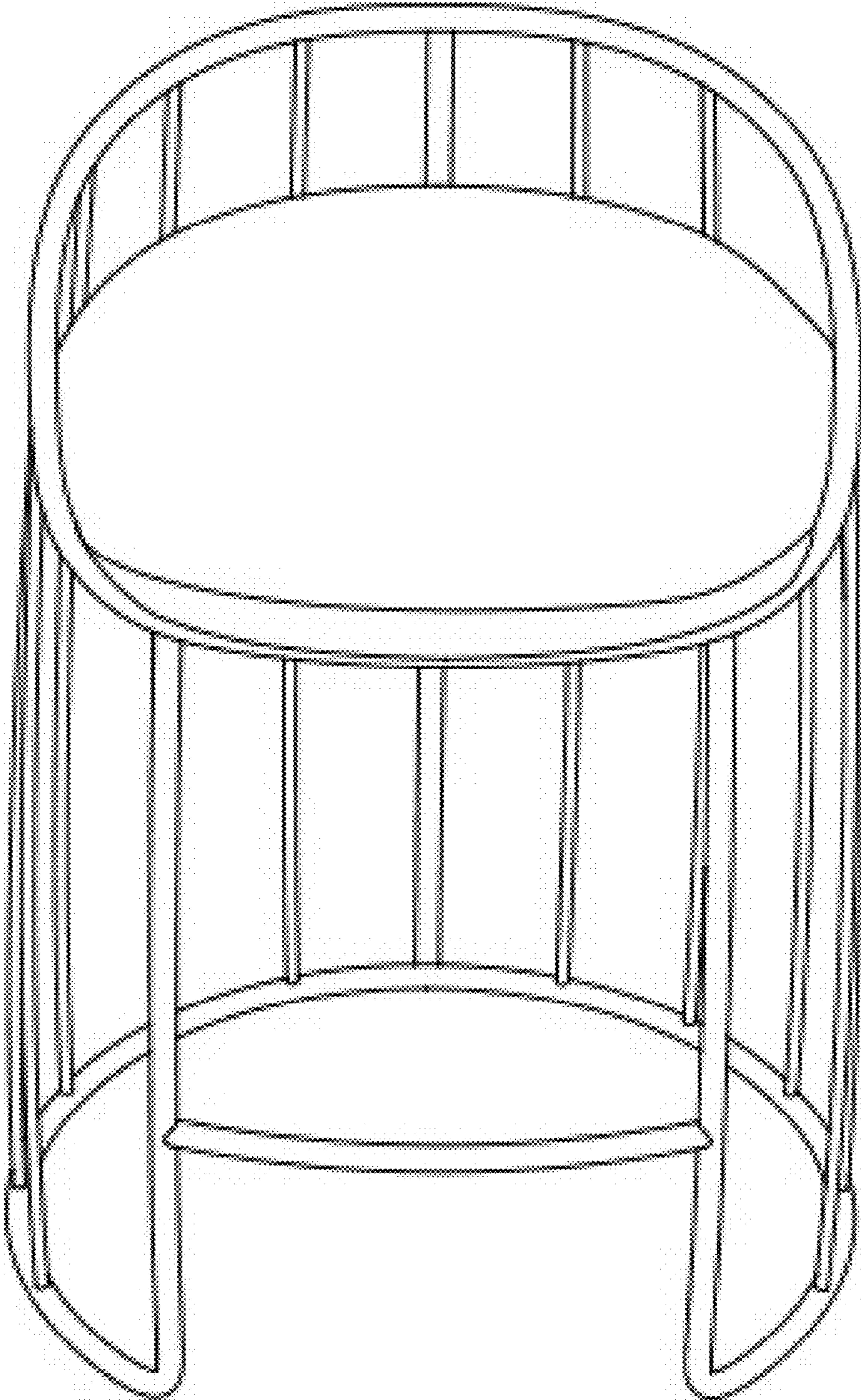


FIG. 6




FIG. 7