

US00D891793S

(12) **United States Design Patent** (10) **Patent No.:** **US D891,793 S**  
**Hong** (45) **Date of Patent:** **\*\* Aug. 4, 2020**

(54) **GARMENT HANGER**  
(71) Applicant: **Seung-woo Hong**, Seoul (KR)  
(72) Inventor: **Seung-woo Hong**, Seoul (KR)  
(\*\*) Term: **15 Years**  
(21) Appl. No.: **29/670,442**  
(22) Filed: **Nov. 15, 2018**  
(51) **LOC (12) Cl.** ..... **06-08**  
(52) **U.S. Cl.**  
USPC ..... **D6/327**  
(58) **Field of Classification Search**  
USPC ..... D6/315-328  
CPC ..... A47G 25/26; A47G 25/28; A47G 25/30;  
A47G 25/32; A47G 25/34; A47G 25/36;  
A47G 25/38; A47G 25/442; A47G  
25/625; A47G 25/743; A47G 25/1407;  
A47G 25/1457; A47G 2025/1492; A47F  
7/18; A47F 7/19; A47F 7/22  
See application file for complete search history.

D320,700 S 10/1991 Testa et al.  
5,361,949 A \* 11/1994 Petrou ..... A47G 25/487  
223/91  
D366,767 S 2/1996 Saliaris  
5,562,237 A \* 10/1996 Charak ..... A47G 25/32  
223/85  
D381,815 S 8/1997 Louw  
D386,009 S 11/1997 von Fabris auf Mayerhofen  
D415,358 S 10/1999 Cassel  
6,006,964 A \* 12/1999 White ..... A47G 25/24  
223/85  
6,036,062 A \* 3/2000 von Fabris auf Mayerhofen .....  
A47G 25/24  
223/85  
D604,517 S \* 11/2009 Scott ..... D6/317  
D679,912 S 4/2013 Cohen

\* cited by examiner

*Primary Examiner* — Lauren R Calve  
(74) *Attorney, Agent, or Firm* — Novick, Kim & Lee,  
PLLC; Sang Ho Lee; Hyun Woo Shin

(57) **CLAIM**

I claim the ornamental design for a garment hanger, as shown and described.

(56) **References Cited**

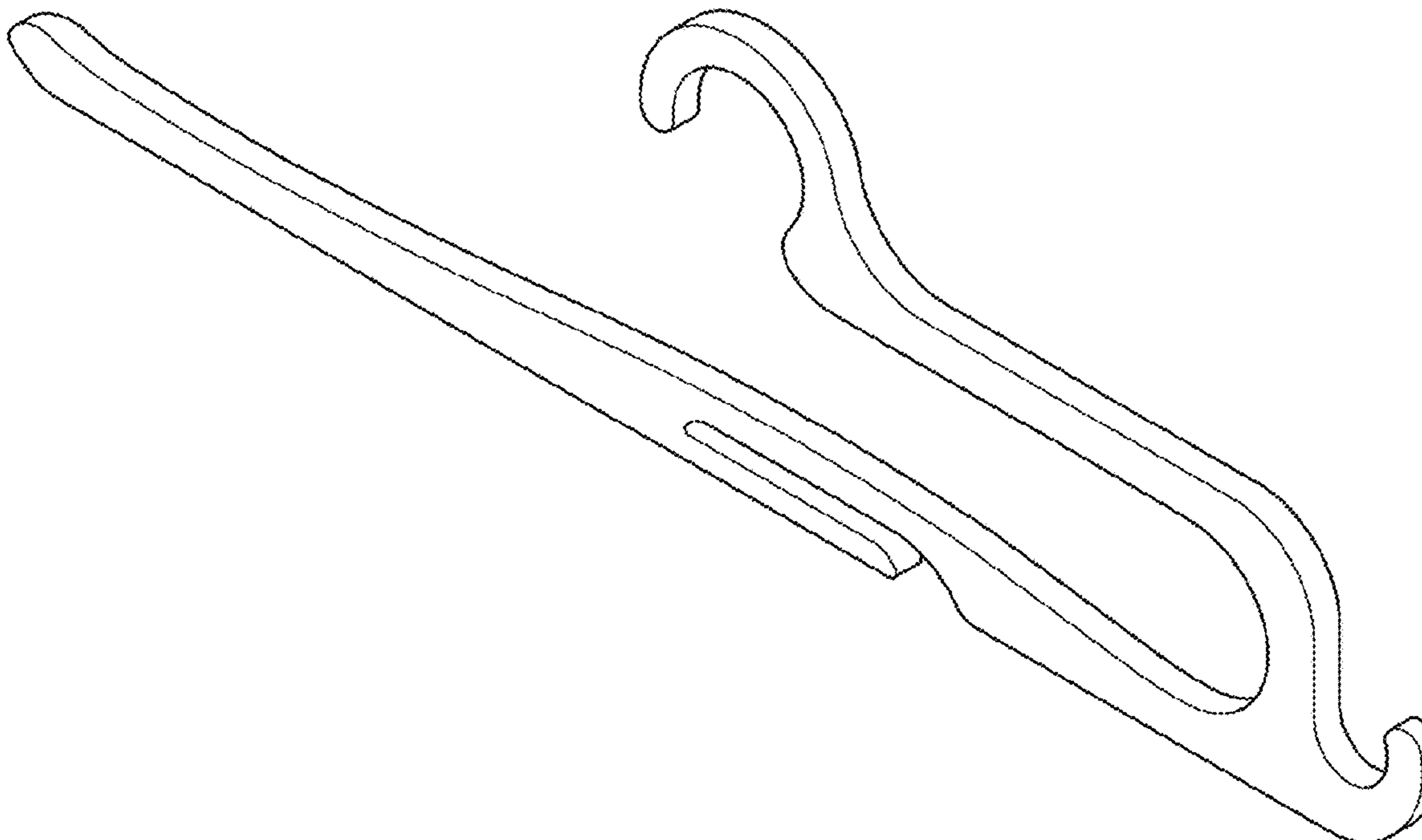
**U.S. PATENT DOCUMENTS**

D171,872 S \* 3/1954 Waldron et al. .... D6/327  
3,013,706 A \* 12/1961 Morton ..... A47G 25/52  
223/96  
D205,567 S \* 8/1966 Chambers ..... D6/317  
D220,891 S \* 6/1971 Charak ..... D6/327  
3,900,181 A \* 8/1975 Pitanis ..... A47F 5/0006  
248/340  
D278,867 S \* 5/1985 Tendrup ..... 16/87.2  
4,565,309 A \* 1/1986 Batts ..... A47G 25/487  
223/96  
D285,264 S 8/1986 Miale

**DESCRIPTION**

FIG. 1 is a perspective view of a garment hanger, showing my new design;  
FIG. 2 is a front elevational view thereof;  
FIG. 3 is a rear elevational view thereof;  
FIG. 4 is a left side elevational view thereof;  
FIG. 5 is a right side elevational view thereof;  
FIG. 6 is a top plan view thereof; and,  
FIG. 7 is a bottom plan view thereof.

**1 Claim, 4 Drawing Sheets**



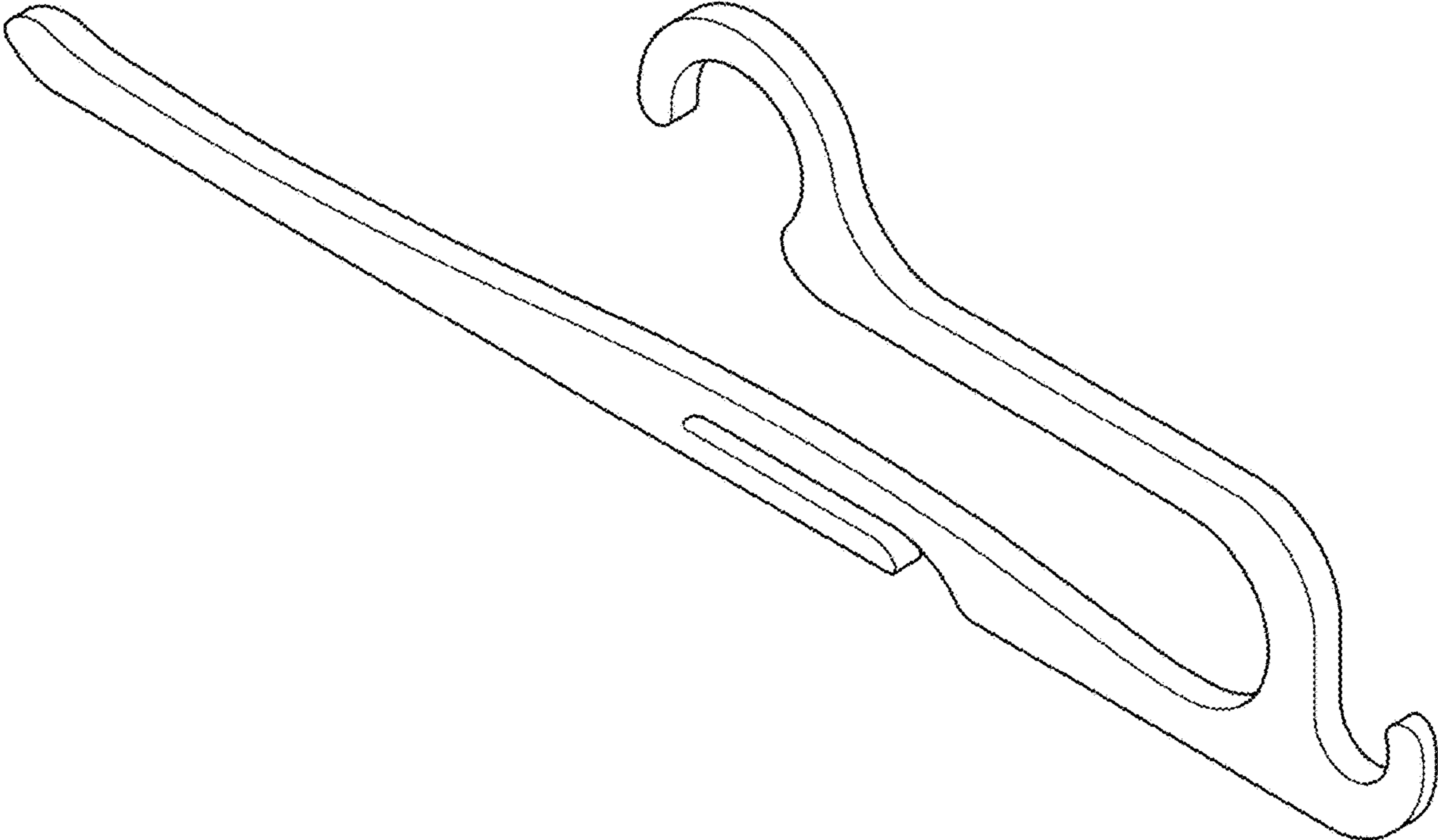
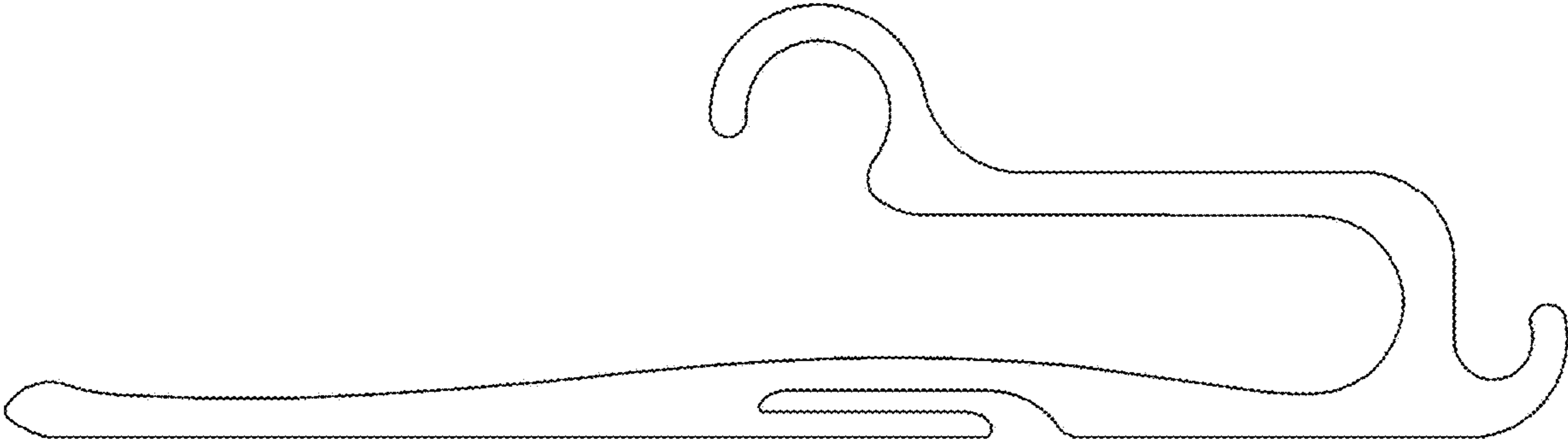
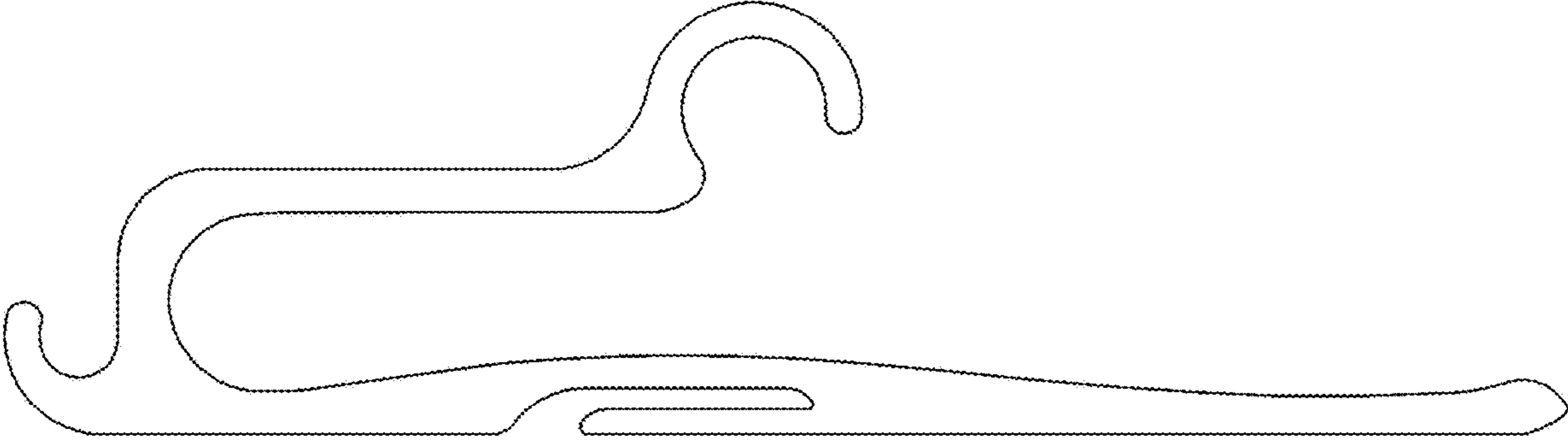


FIG. 1



**FIG. 2**



**FIG. 3**





FIG. 4



FIG. 5



**FIG. 6**



**FIG. 7**