



US00D891789S

(12) **United States Design Patent**  
**Burazin et al.**

(10) **Patent No.: US D891,789 S**

(45) **Date of Patent: \*\* Aug. 4, 2020**

(54) **PAPERMAKING FABRIC**

D117,998 S \* 12/1939 Kaplan ..... A47G 27/00

D5/47

(71) Applicant: **Kimberly-Clark Worldwide, Inc.**,  
Neenah, WI (US)

D120,807 S \* 5/1940 Gentile ..... D5/59

D121,033 S \* 6/1940 Bixer ..... D5/60

(Continued)

(72) Inventors: **Mark Alan Burazin**, Oshkosh, WI  
(US); **Kevin Joseph Vogt**, Neenah, WI  
(US); **Jason Robert Boon**, Appleton,  
WI (US); **Sarah Marie McGinnis**,  
Appleton, WI (US); **Richard Allen**  
**Zanon**, Appleton, WI (US)

**OTHER PUBLICATIONS**

Co-pending U.S. Appl. No. 16/205,355, filed Nov. 30, 2018, by  
Zanon et al. for "Papermaking Fabrics Having Machine and Cross-  
Machine Direction Elements and Paper Products Made Therewith."

(73) Assignee: **KIMBERLY-CLARK WORLDWIDE,**  
**INC.**, Neenah, WI (US)

*Primary Examiner* — Karen S Acker

(74) *Attorney, Agent, or Firm* — Kimberly-Clark  
Worldwide, Inc.

(\*\*) Term: **15 Years**

(57) **CLAIM**

(21) Appl. No.: **29/671,843**

We claim the ornamental design for a papermaking fabric, as  
shown and described.

(22) Filed: **Nov. 30, 2018**

**DESCRIPTION**

(51) **LOC (12) Cl.** ..... **05-05**

(52) **U.S. Cl.**

USPC ..... **D5/60**

(58) **Field of Classification Search**

USPC ..... D5/4, 7, 11, 21, 26, 30, 40, 41, 43, 47,  
D5/48, 52, 53, 55, 56, 57, 58, 59, 60, 61,  
D5/62, 63, 64, 65, 99; D6/582, 588, 589,  
D6/597, 619, 602, 612, 616, 617, 622;  
D19/1; D25/138; D32/57

CPC .. A61F 2002/30144; A61F 2002/30143; A61F  
2013/53916; A61F 2013/530562; A61F  
2013/00153; A61F 2013/0068; B44F  
3/00; B44F 7/00; D21F 1/0027; D21H  
27/02; F41H 3/02

See application file for complete search history.

FIG. 1 is a top plan view of a first embodiment of a  
papermaking fabric showing our new design;

FIG. 2 is an enlarged detail view of area 2 circumscribed  
within FIG. 1;

FIG. 3 is a perspective view thereof;

FIG. 4 is a top plan view thereof;

FIG. 5 is a cross-sectional view thereof taken along line 5-5  
in FIG. 4; and,

FIG. 6 is a top plan view of a second embodiment of the  
papermaking fabric showing our new design.

The evenly spaced broken lines in the drawings depict  
portions of the papermaking fabric that form no part of the  
claimed design.

The dot dash dot broken lines surrounding FIGS. 1 and 6  
depict the boundaries of the claim and form no part thereof.

The dot dash broken lines surrounding the area of the detail  
within FIG. 1, surrounding FIGS. 2-4 and at the left and right  
ends of FIG. 5 denote the boundaries of the detail areas and  
form no part of the claimed design.

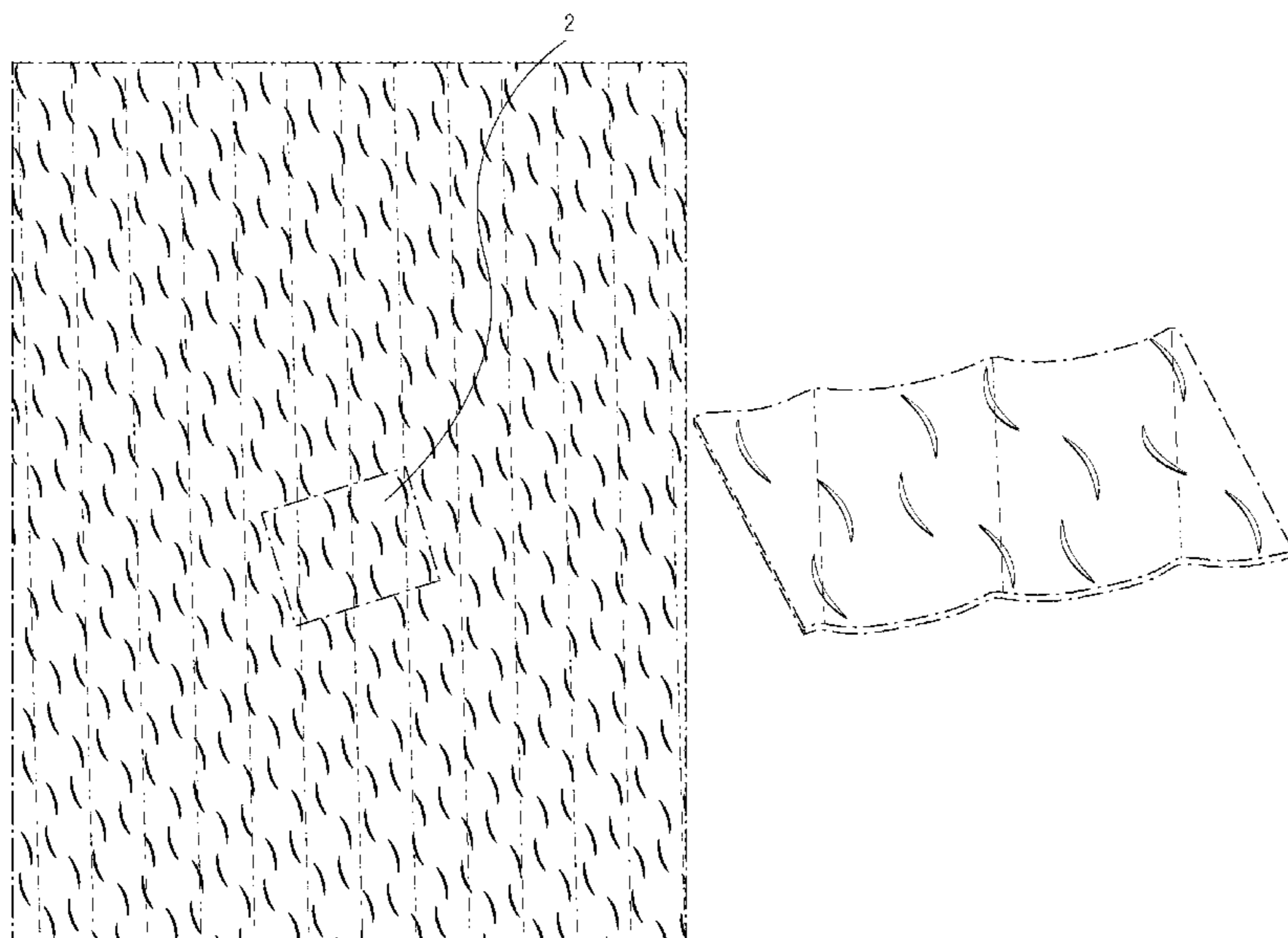
(56) **References Cited**

**U.S. PATENT DOCUMENTS**

D81,838 S \* 8/1930 Maurus ..... D5/59

D81,905 S \* 8/1930 Stewart ..... D5/62

**1 Claim, 6 Drawing Sheets**








FIG. 1

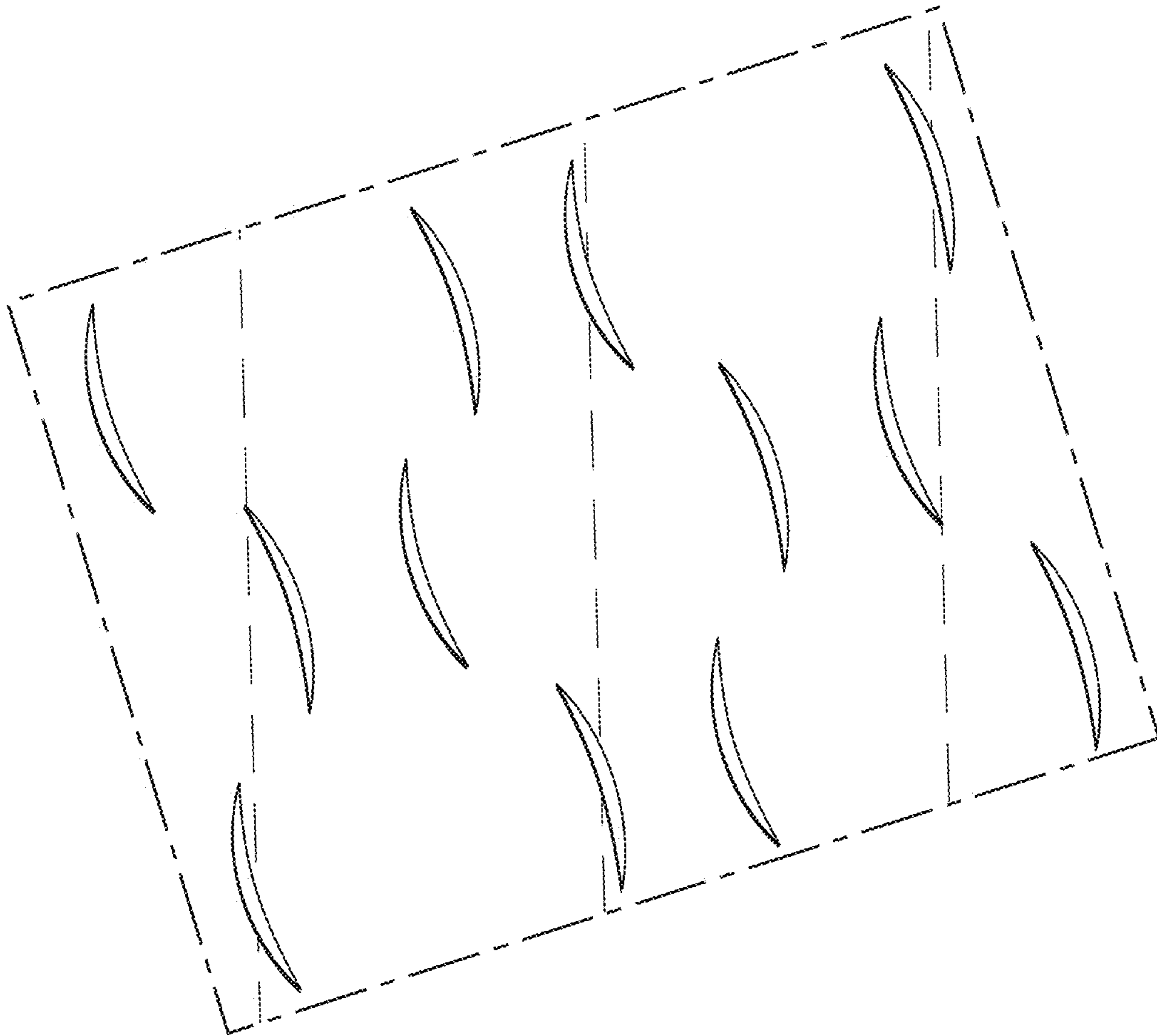


FIG. 2

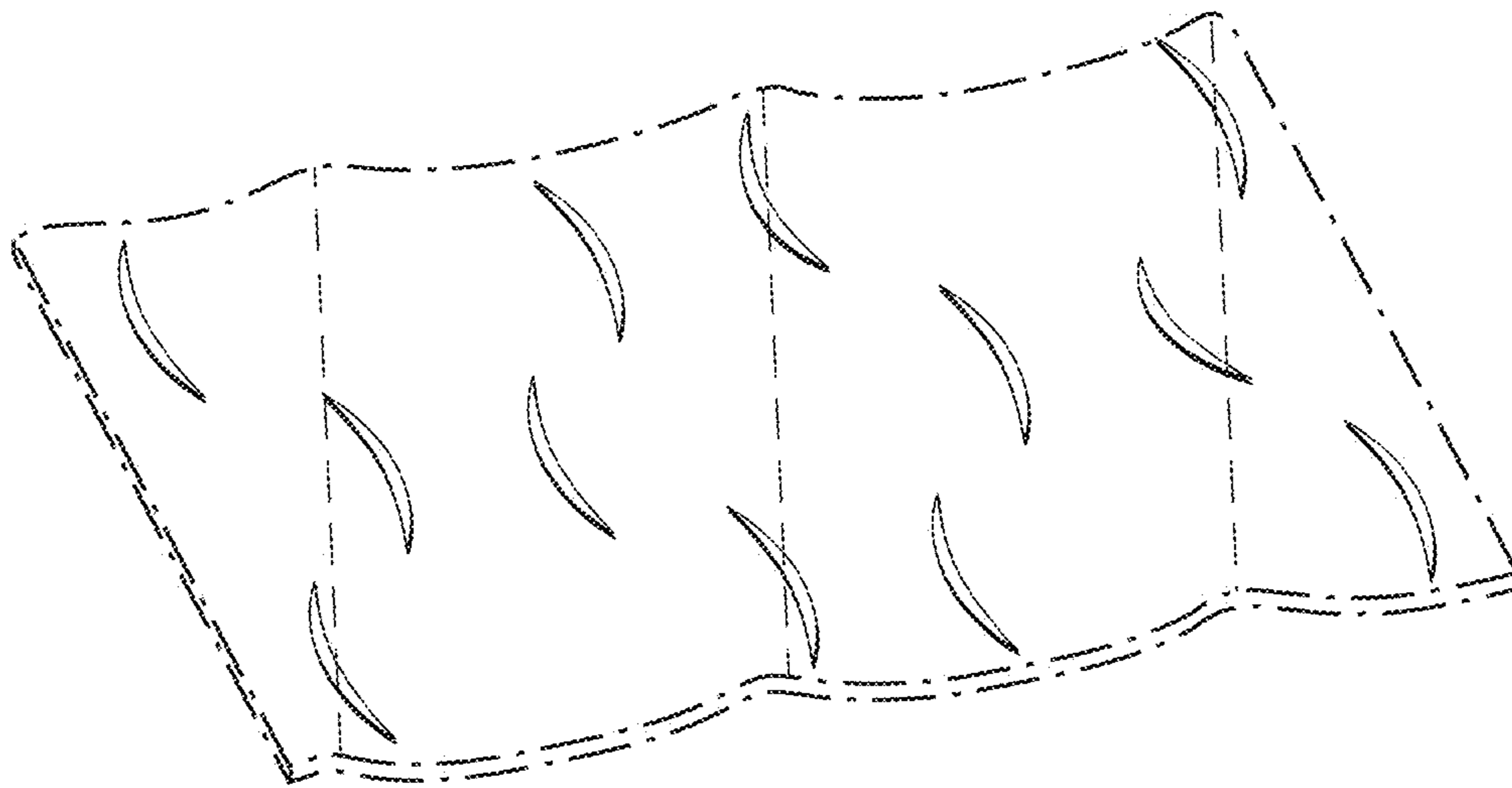


FIG. 3

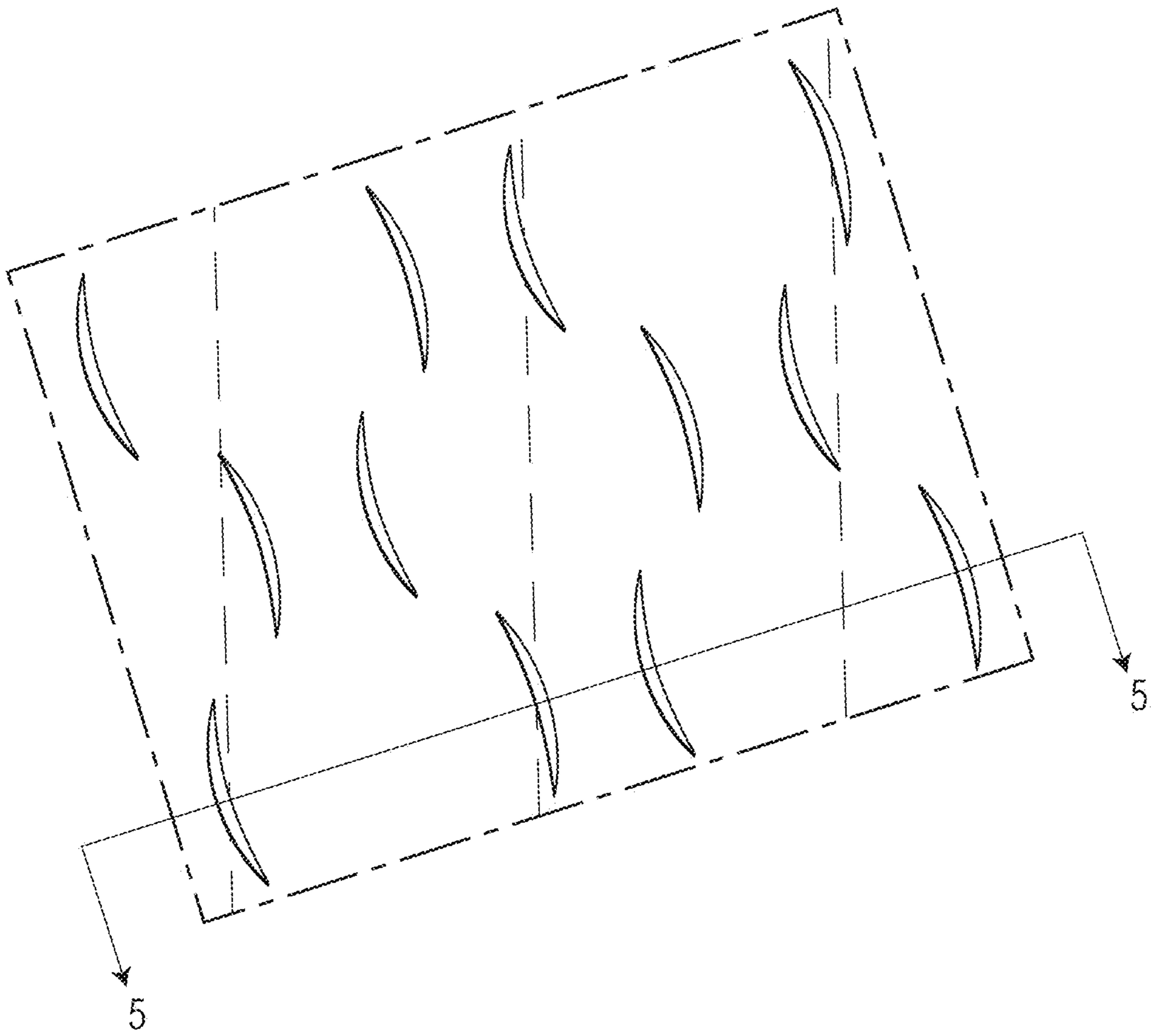


FIG. 4



FIG. 5




FIG. 6