



US00D891757S

(12) **United States Design Patent**
Dalton

(10) **Patent No.:** **US D891,757 S**

(45) **Date of Patent:** **** Aug. 4, 2020**

(54) **HEAT RESISTANT COVER**

DESCRIPTION

(71) Applicant: **Richard Dalton**, Fontana, CA (US)

(72) Inventor: **Richard Dalton**, Fontana, CA (US)

(**) Term: **15 Years**

(21) Appl. No.: **29/708,673**

(22) Filed: **Oct. 8, 2019**

Related U.S. Application Data

(63) Continuation of application No. 15/893,655, filed on Feb. 11, 2018, now abandoned.

(51) **LOC (12) Cl.** **03-03**

(52) **U.S. Cl.**
USPC **D3/205**

(58) **Field of Classification Search**
USPC D3/205, 206
CPC A45C 11/26
See application file for complete search history.

(56) **References Cited**

U.S. PATENT DOCUMENTS

1,020,050	A	3/1912	Padrick	
4,570,792	A	2/1986	Conway	
4,660,610	A	4/1987	McIntire	
D300,065	S *	2/1989	Zaborowski	D28/18
4,973,019	A	11/1990	Baird et al.	
D313,089	S *	12/1990	Schuler	D28/38
4,984,907	A	1/1991	Power	

(Continued)

Primary Examiner — Charles D Hanson

(74) *Attorney, Agent, or Firm* — Maschoff Brennan; Paul G. Johnson

(57) **CLAIM**

The ornamental design for a heat resistant cover, as shown and described.

FIG. 1 is a top front perspective view of an embodiment of a heat resistant cover, illustrating the heat resistant cover opened;

FIG. 2 is a top front perspective view of the heat resistant cover shown in FIG. 1;

FIG. 3 is a top view of the heat resistant cover shown in FIG. 1;

FIG. 4 is a bottom view of the heat resistant cover shown in FIG. 1;

FIG. 5 is a left side view of the heat resistant cover shown in FIG. 1;

FIG. 6 is a right side view of the heat resistant cover shown in FIG. 1;

FIG. 7 is a front view of the heat resistant cover shown in FIG. 1;

FIG. 8 is a rear view of the heat resistant cover shown in FIG. 1;

FIG. 9 is a top front perspective view of another embodiment of a heat resistant cover, illustrating the heat resistant cover opened;

FIG. 10 is a top front perspective view of the heat resistant cover shown in FIG. 9;

FIG. 11 is a top view of the heat resistant cover shown in FIG. 9;

FIG. 12 is a bottom view of the heat resistant cover shown in FIG. 9;

FIG. 13 is a left side view of the heat resistant cover shown in FIG. 9;

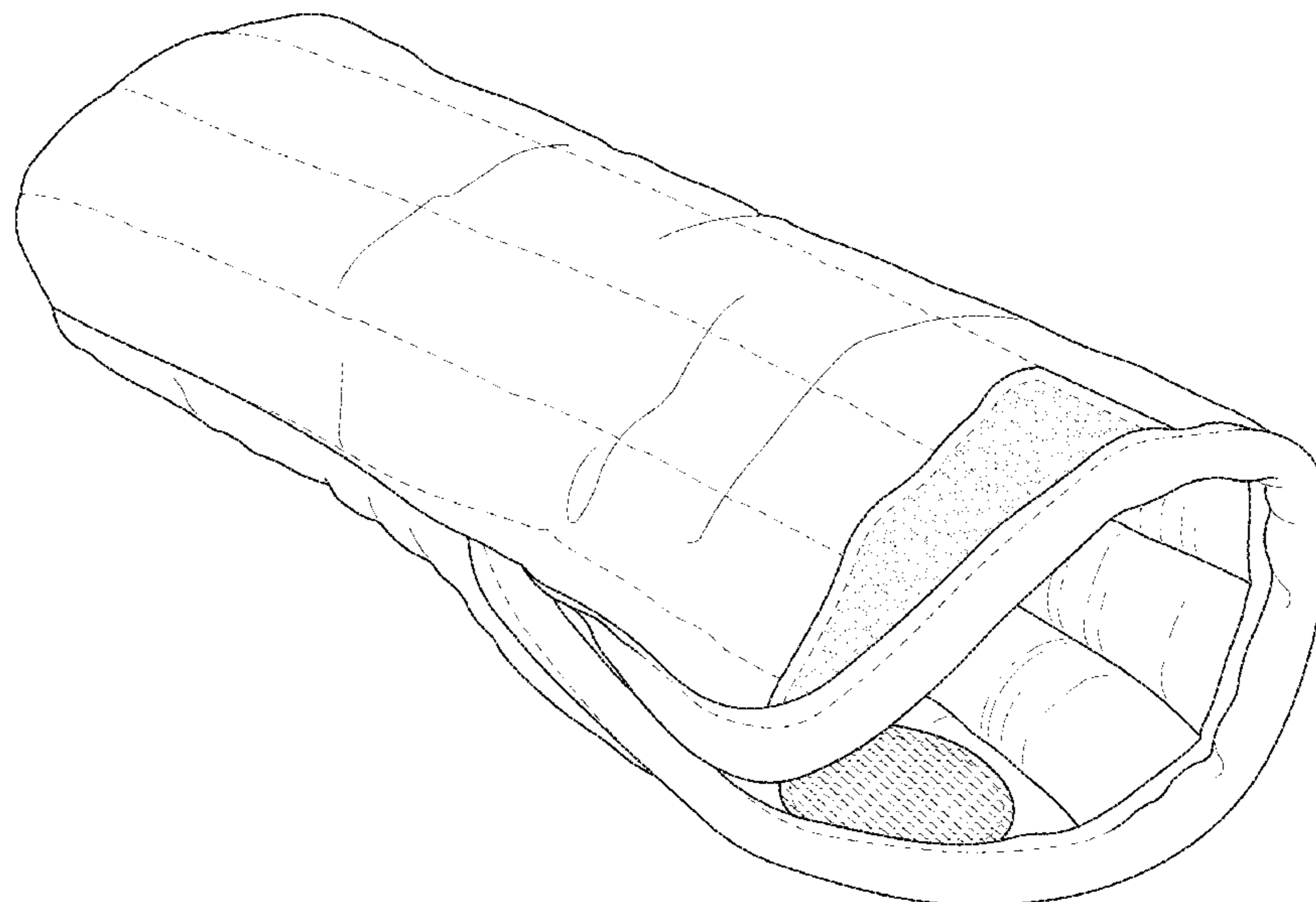
FIG. 14 is a right side view of the heat resistant cover shown in FIG. 9;

FIG. 15 is a front view of the heat resistant cover shown in FIG. 9; and,

FIG. 16 is a rear view of the heat resistant cover shown in FIG. 9.

The dashed broken lines designate quilting or sewn lines of the article. The dash-dot-dot broken lines are shown for the purpose of illustrating parts of the article that form no part of the claimed design.

1 Claim, 16 Drawing Sheets



(56)

References Cited

U.S. PATENT DOCUMENTS

5,062,529	A	11/1991	Blair	
D323,063	S *	1/1992	Smith	D3/205
5,141,189	A	8/1992	Andrew	
D350,230	S *	9/1994	O'Brien	D28/38
5,562,209	A	10/1996	Jackson et al.	
5,577,607	A	11/1996	Drake et al.	
5,638,955	A	6/1997	Calciano	
5,950,826	A	9/1999	Lykowski	
6,068,122	A	5/2000	Burns et al.	
D433,200	S *	10/2000	Zollo-Dufault	D30/199
D454,683	S	3/2002	Brown	
6,499,519	B1	12/2002	Brown	
D485,980	S *	2/2004	Moses	D3/206
6,808,066	B2	10/2004	Bean	
D508,146	S *	8/2005	LeBlanc	D28/38
D535,470	S *	1/2007	Busam	D3/206
D542,467	S	5/2007	Martin	
D562,549	S *	2/2008	Bodnar	D3/222
D652,469	S *	1/2012	Sayre	D22/108
8,324,534	B2	12/2012	Shrewsbury	
8,371,448	B1	2/2013	Reaux	
8,434,615	B2 *	5/2013	Balogh	A45C 11/00 206/349
D693,568	S	11/2013	McBath	
D723,222	S *	2/2015	Thompson	D29/116.2
2002/0121448	A1	9/2002	Richardson	
2003/0062278	A1	4/2003	Bean	
2007/0284272	A1 *	12/2007	Rosdal	A45D 6/00 206/349
2009/0173648	A1	7/2009	Geneva	
2018/0103744	A1	4/2018	Moore	

* cited by examiner

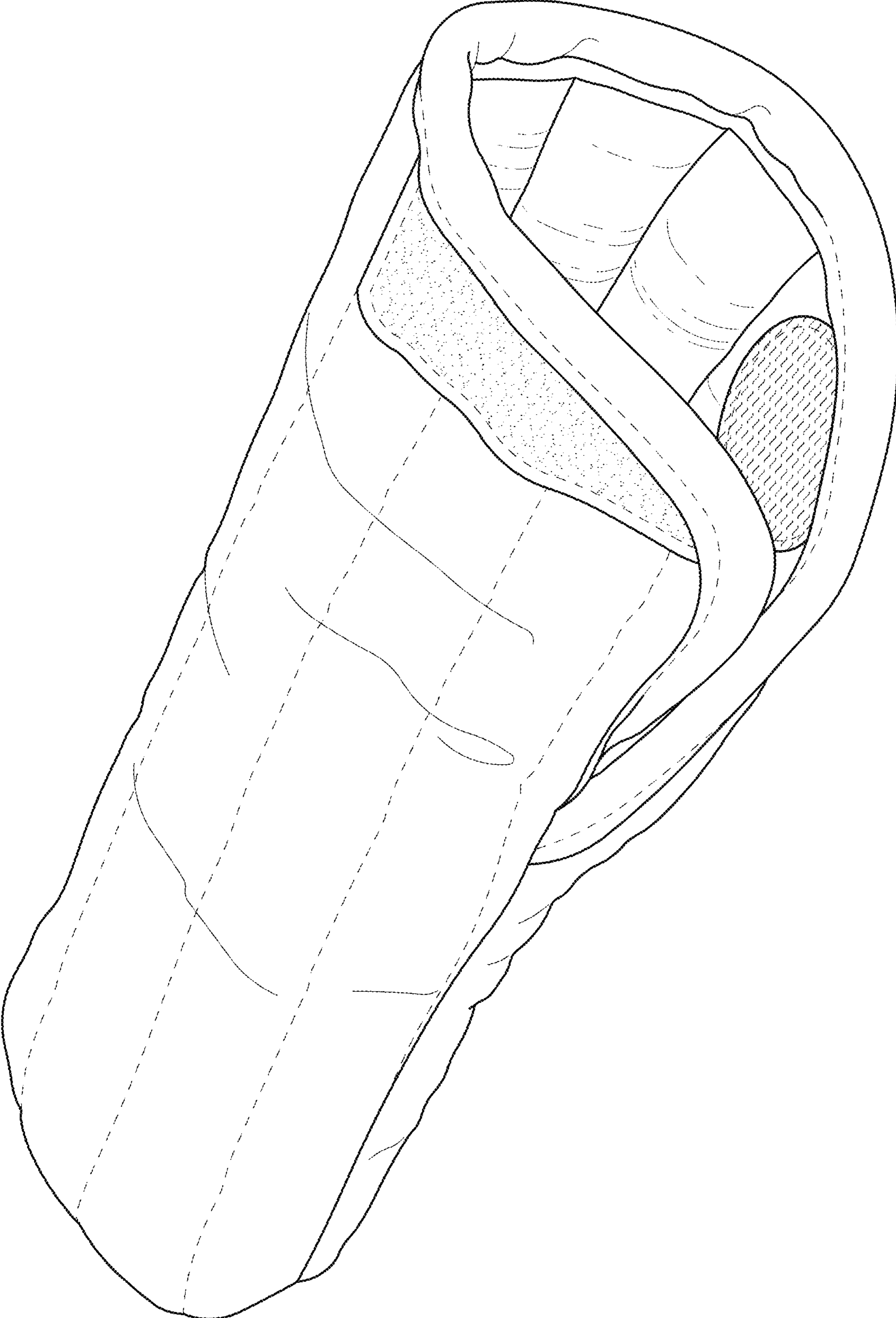


FIG. 1

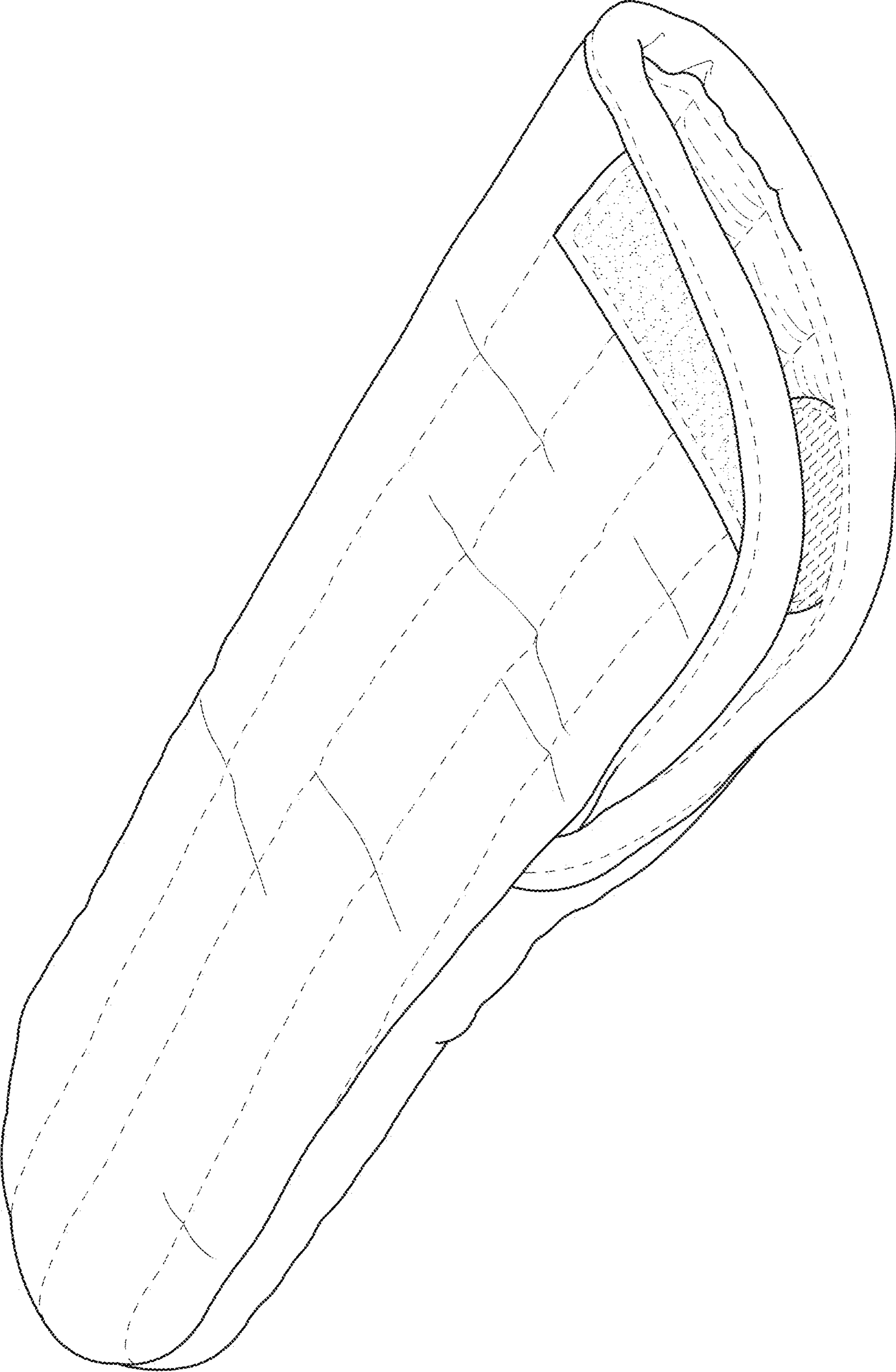


FIG. 2

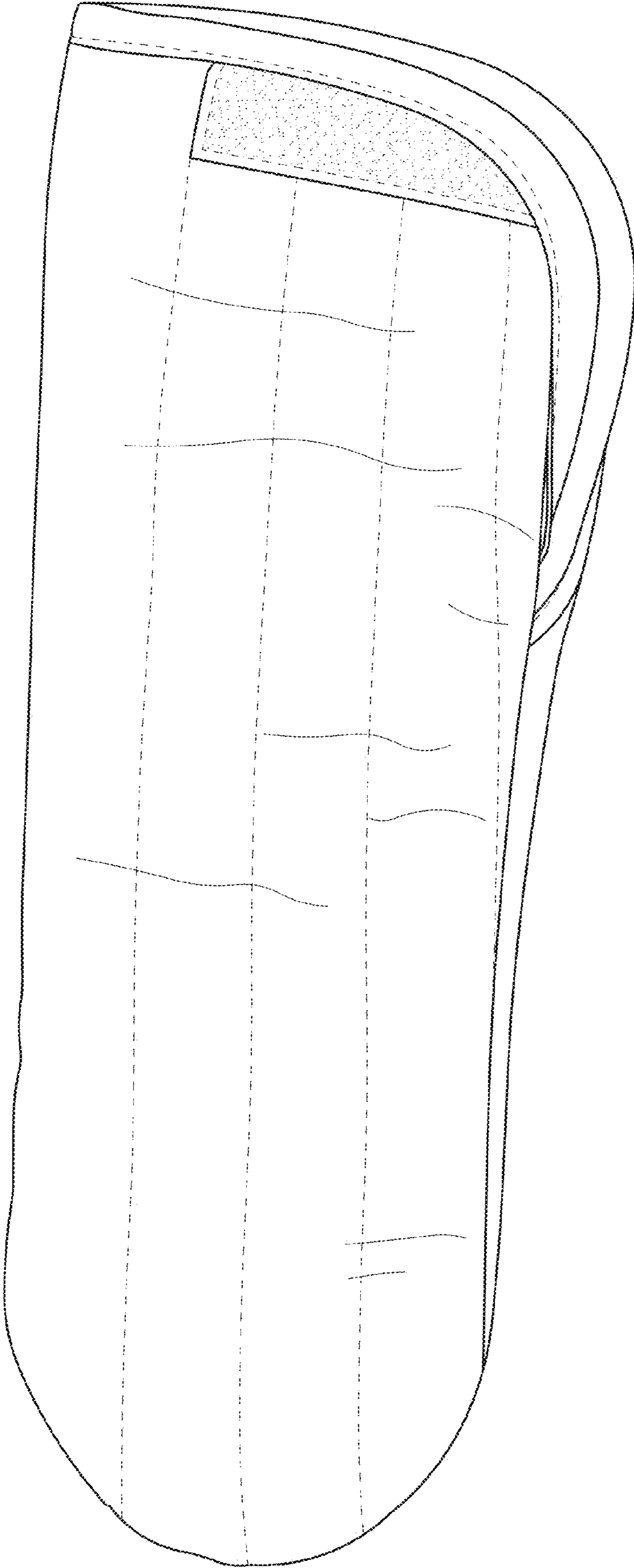


FIG. 3

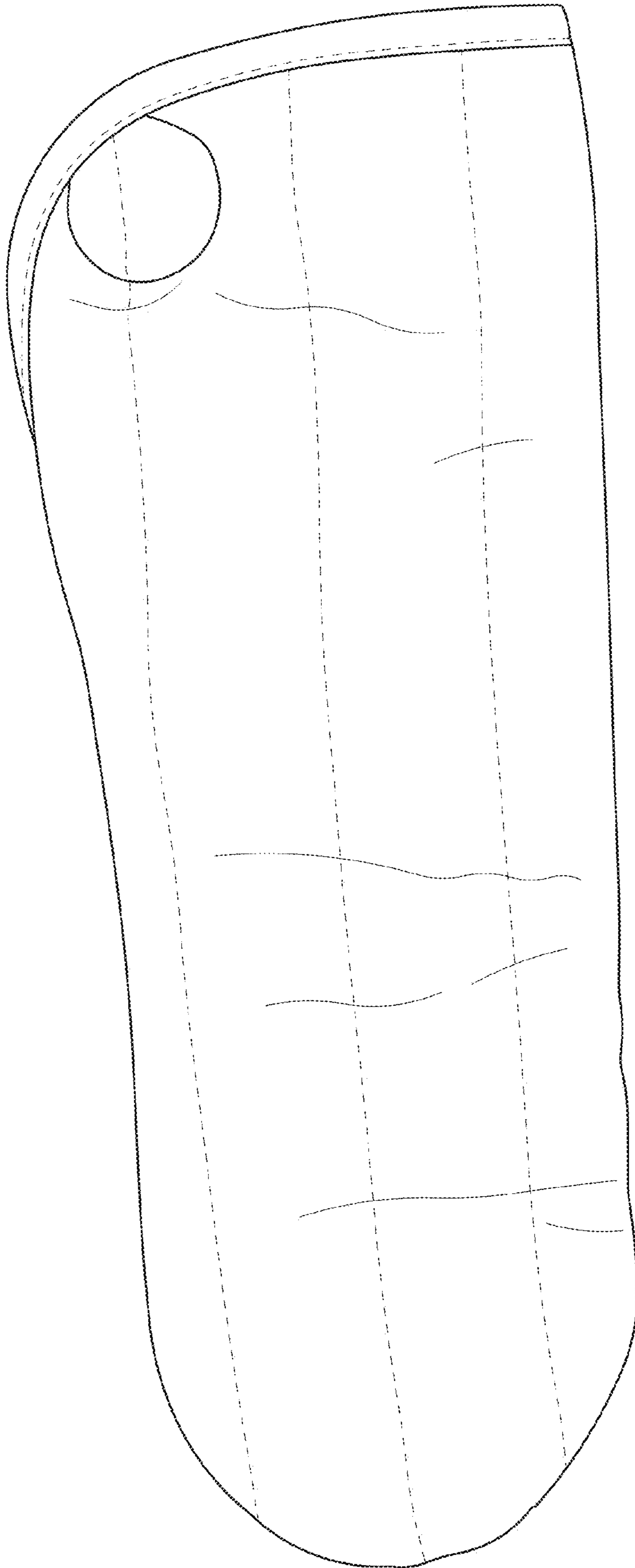


FIG. 4

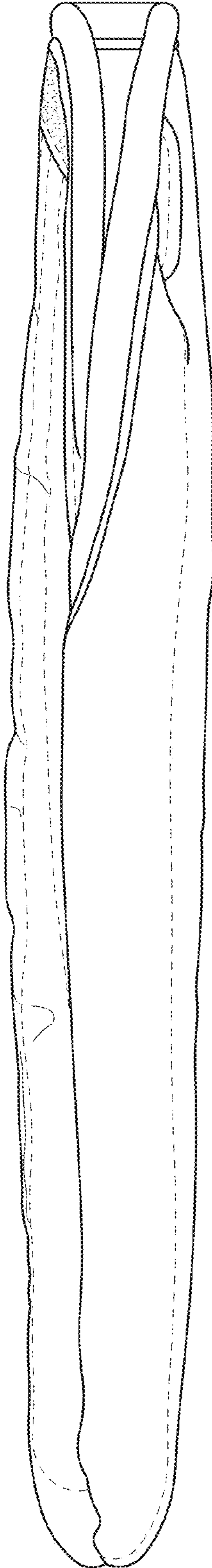


FIG. 5

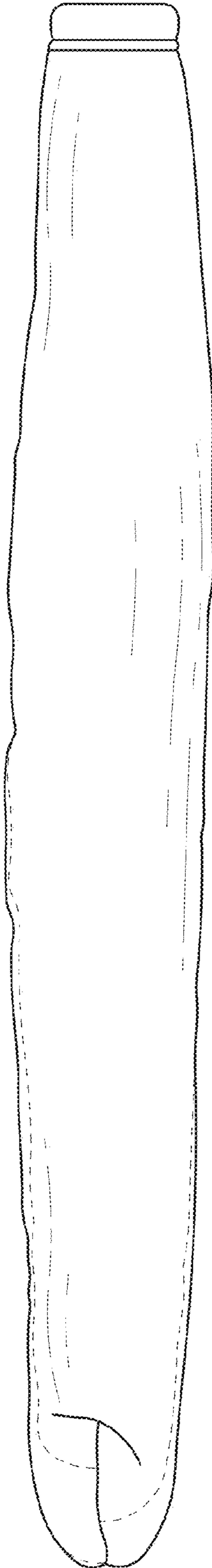


FIG. 6



FIG. 7

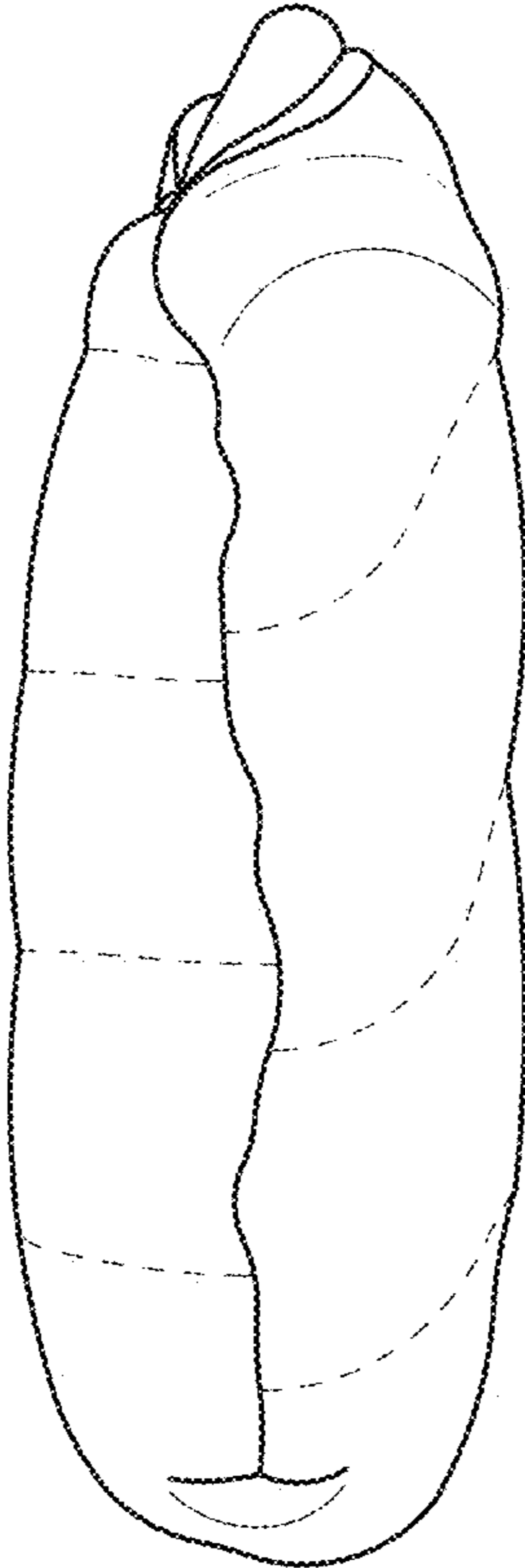


FIG. 8

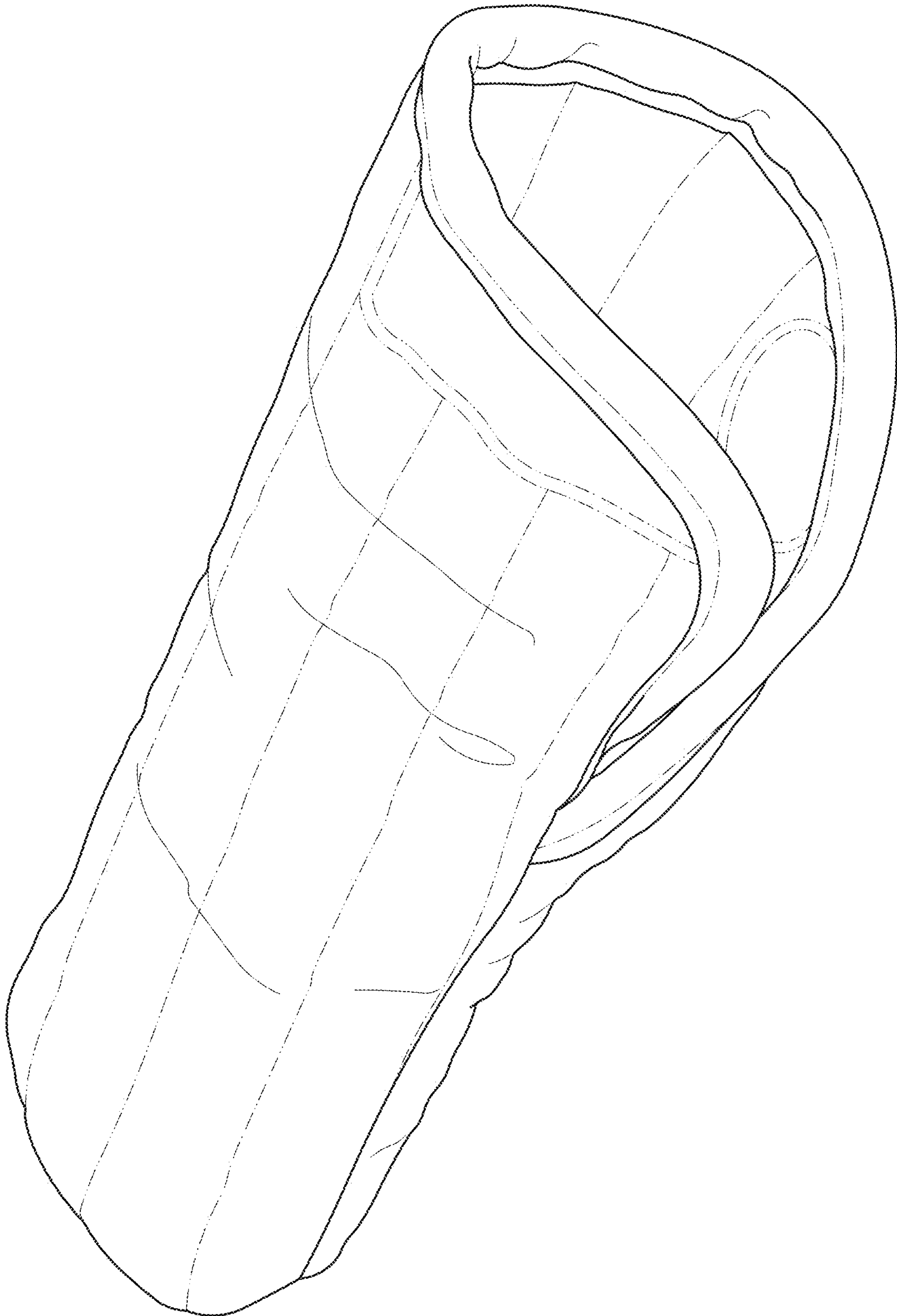


FIG. 9

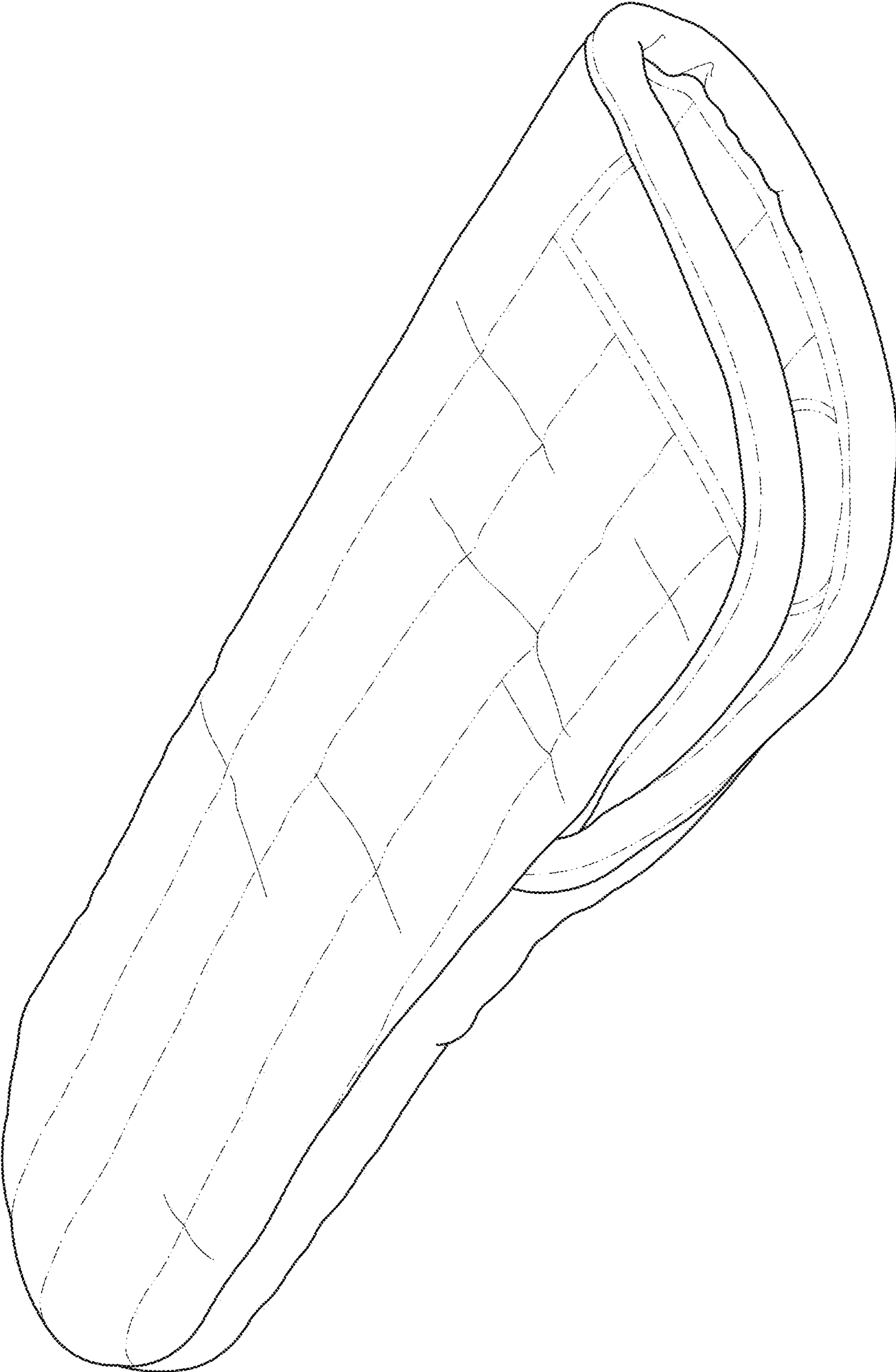


FIG. 10

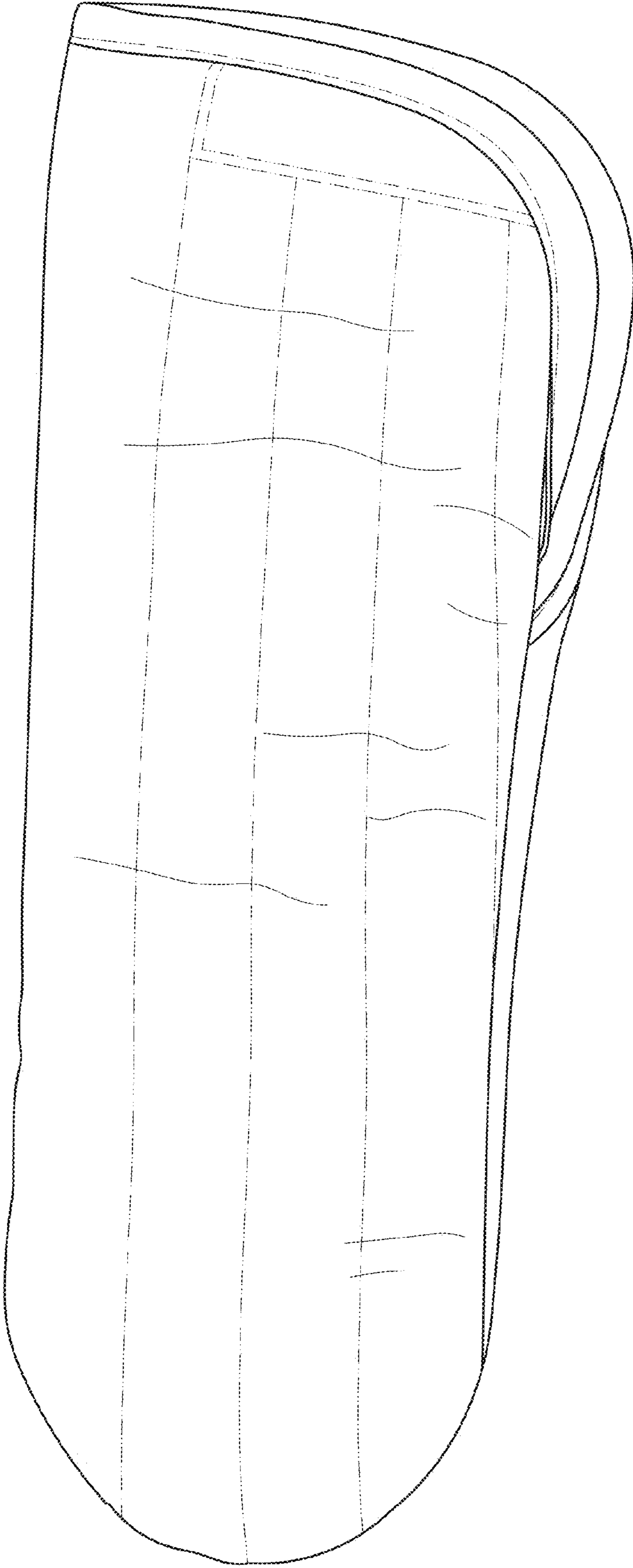


FIG. 11

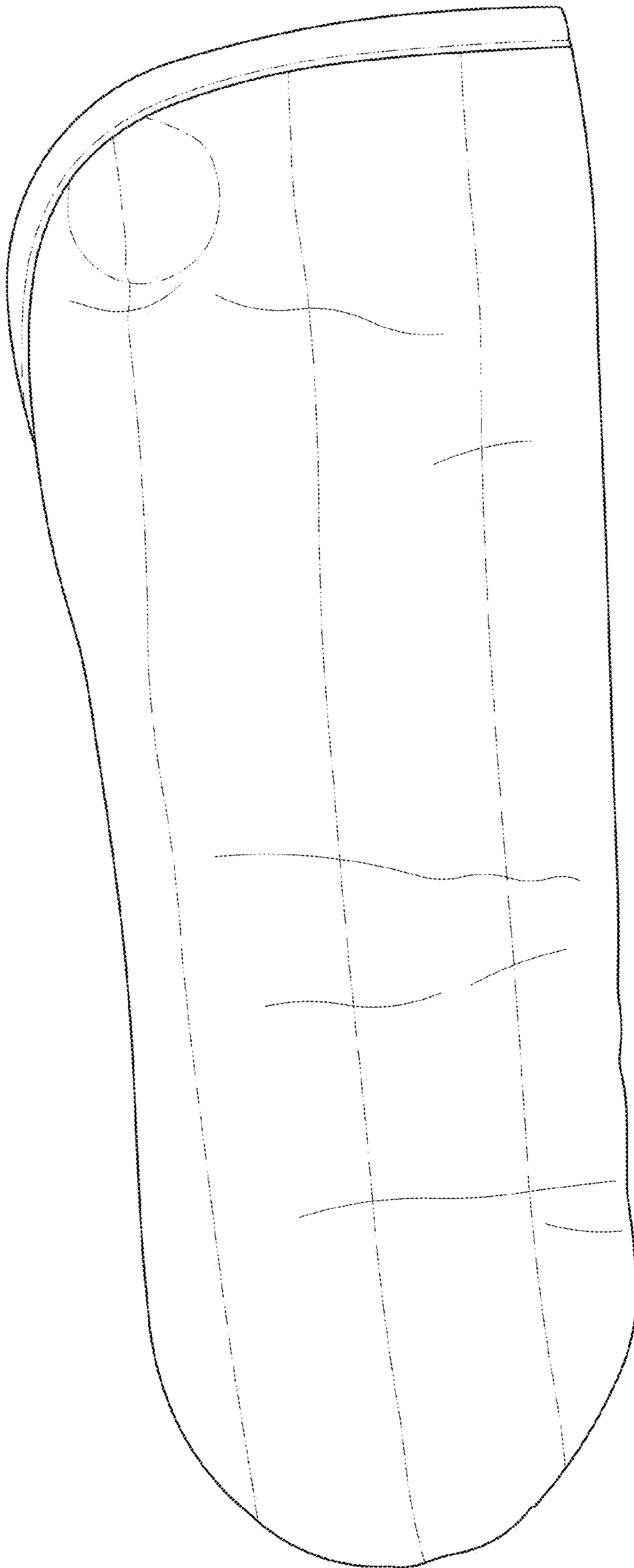


FIG. 12




FIG. 13

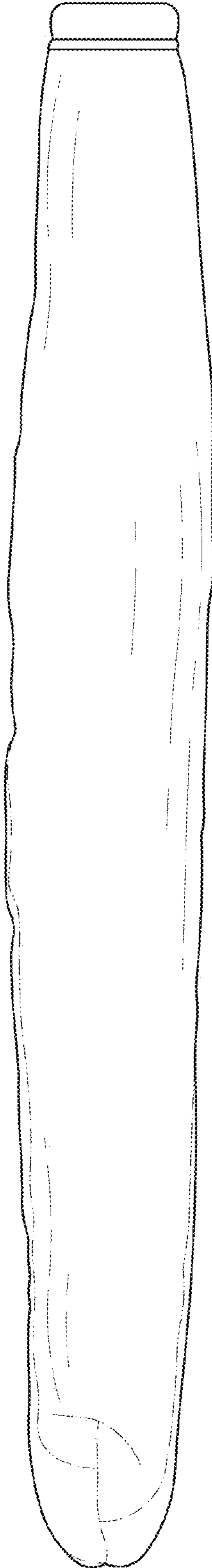


FIG. 14



FIG. 15

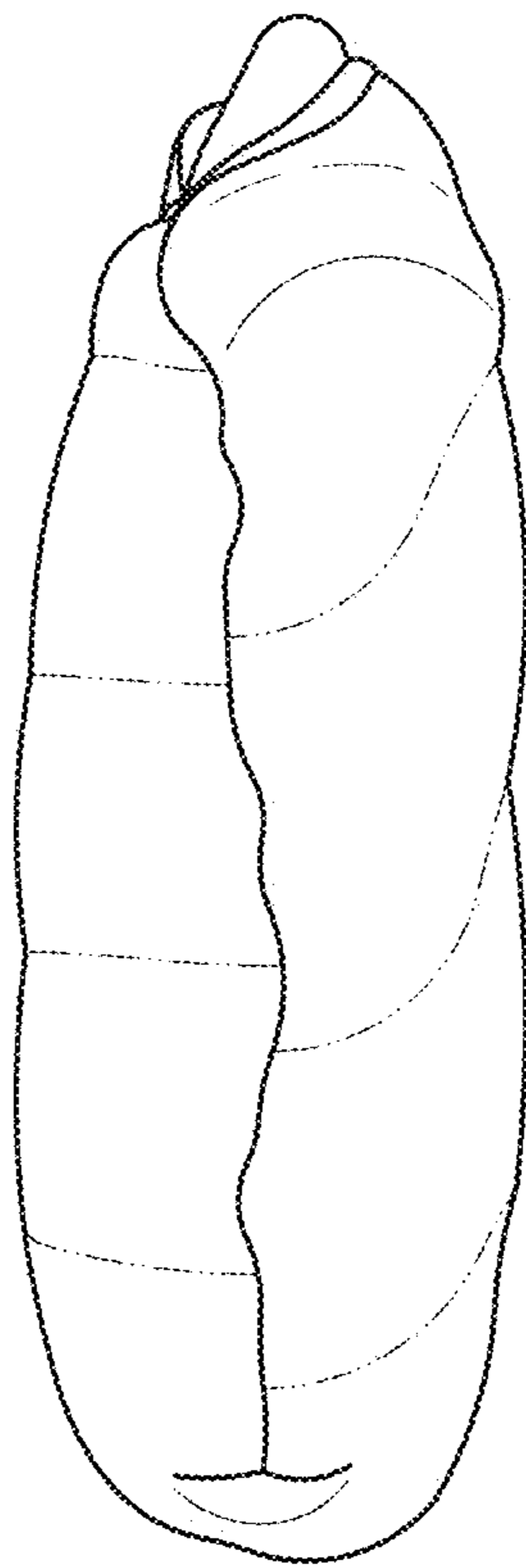


FIG. 16