



US00D891728S

(12) **United States Design Patent**
Rana

(10) **Patent No.:** **US D891,728 S**
(45) **Date of Patent:** **** Aug. 4, 2020**

- (54) **RAVIOLI**
- (71) Applicant: **PASTIFICIO RANA S.P.A.**, San Giovanni Lupatoto (IT)
- (72) Inventor: **Gian Luca Rana**, San Giovanni Lupatoto (IT)
- (73) Assignee: **PASTIFICIO RANA S.P.A** (IT)
- (**) Term: **15 Years**
- (21) Appl. No.: **29/683,238**
- (22) Filed: **Mar. 12, 2019**
- (51) **LOC (12) Cl.** **01-01**
- (52) **U.S. Cl.**
USPC **D01/126**
- (58) **Field of Classification Search**
USPC D1/100-130, 199; 426/94, 104, 138, 426/143, 144, 274, 283, 303, 391, 512, 426/514, 518, 549; D6/597, 601; D7/675, 560, 566, 568, 672; D9/451, D9/707, 710, 715; D28/8.1, 8.2; D21/385, 386, 707; D24/101-104
CPC . A21C 11/12; A22C 13/0013; A21D 13/0016; A21D 13/0022; A21D 13/0025; A21D 13/0029; A21D 13/0074; A23G 3/54; A23G 4/20; A23G 9/48; A23L 1/005; A23L 1/0052; A23L 1/0067; A23L 1/16; A23L 1/1641; A23L 1/217; A23V 2002/00
See application file for complete search history.

D92,044 S *	4/1934	Snyder	D29/119
D309,521 S *	7/1990	Eureka	D1/126
D345,207 S *	3/1994	Bennell	D24/104
D353,073 S *	12/1994	Birk	D6/596
D489,511 S	5/2004	Creo	
D492,462 S	7/2004	Creo	
D492,463 S	7/2004	Creo	
D493,021 S	7/2004	Creo	
D659,346 S *	5/2012	Augis	D1/129
D668,019 S *	10/2012	Rana	D1/126
D685,977 S	7/2013	Rana	
D693,087 S	11/2013	Rana	
D712,622 S *	9/2014	James	D1/130
D712,623 S *	9/2014	James	D1/130
D732,267 S *	6/2015	Rana	D1/126
D827,976 S *	9/2018	Allio	D1/130
D854,780 S *	7/2019	Jindra	D1/129

- (56) **References Cited**
U.S. PATENT DOCUMENTS
D32,311 S * 3/1900 De Klyn D1/199
1,077,835 A * 11/1913 Kelly B65D 81/3261
206/568

OTHER PUBLICATIONS

Irwin, Corey. "Pumpkin-Pesto Ravioli." *Cooking with Corey*. Oct. 31, 2010. Web. Apr. 3, 2014. <<http://www.cookingwithcorey.info/>>.*

(Continued)

Primary Examiner — Katie Jane Stofko
(74) *Attorney, Agent, or Firm* — The Belles Group, P.C.


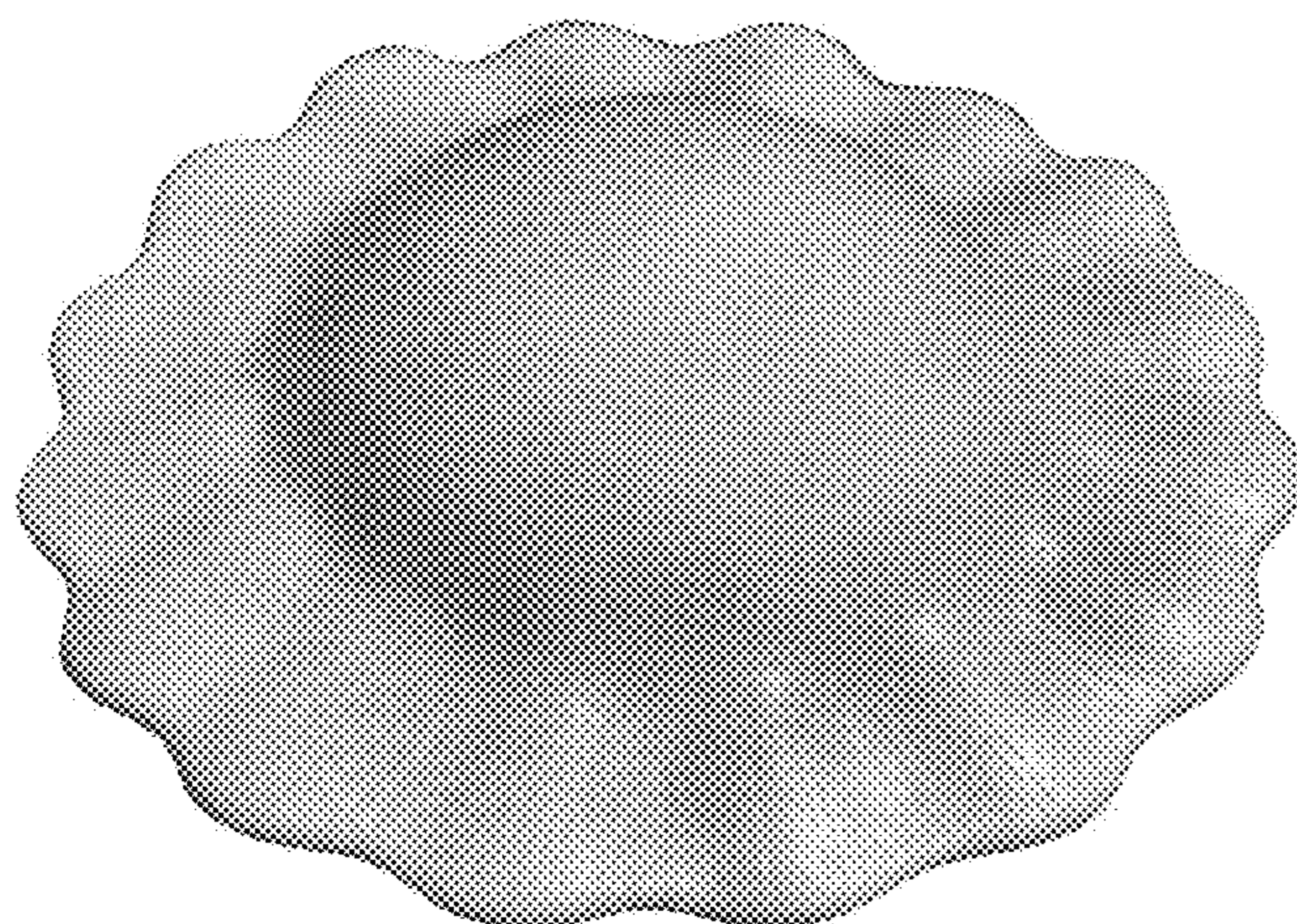
(57) **CLAIM**

The ornamental design for a ravioli, as shown and described.

DESCRIPTION

FIG. 1 is a perspective view of a ravioli according to the present design;
FIG. 2 is a right side elevational view thereof;
FIG. 3 is a left side elevational view thereof;
FIG. 4 is a rear elevational view thereof;
FIG. 5 is a front elevational view thereof;
FIG. 6 is a top plan view thereof; and,
FIG. 7 is a bottom plan view thereof.

1 Claim, 7 Drawing Sheets



(56)

References Cited

OTHER PUBLICATIONS

“Jolie Ravioli Kids Shaped Ravioli.” New York Wholesale Distributor of Desserts Pasta and Breads. Sep. 15, 2016. Web. Jan. 24, 2018. <<http://www.heavenleedessertsandpasta.com/product/jolie-ravioli-kids-shaped-ravioli/>>.*

“Maria’s Favorite Traditional Ravioli with Chunky Fillings.” Maria’s Gourmet Pasta. Oct. 18, 2015. Web. Feb. 20, 2018. <<http://mariasgourmetpasta.com/favorite-traditional-ravioli-with-chunky-filling/>>.*

* cited by examiner

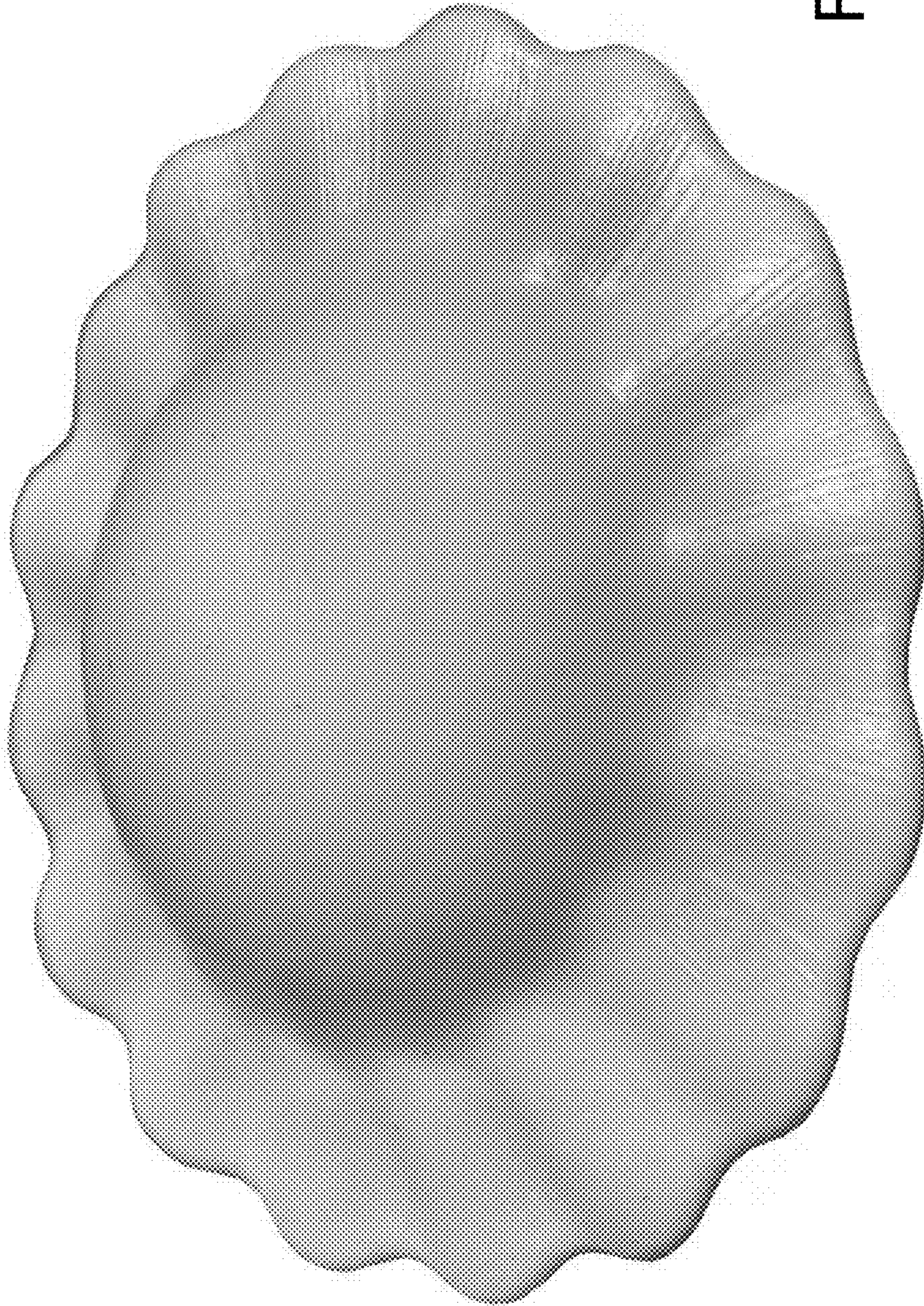


FIG. 1




FIG. 2




FIG. 3




FIG. 4




FIG. 5




FIG. 6




FIG. 7