



US00D891697S

(12) **United States Design Patent** (10) **Patent No.:** **US D891,697 S**
Van Maanen et al. (45) **Date of Patent:** **** Jul. 28, 2020**

(54) **EPILATOR**

(71) Applicant: **KONINKLIJKE PHILIPS N.V.**,
Eindhoven (NL)

(72) Inventors: **Suzette Van Maanen**, Eindhoven (NL);
Kim Helmbold, Eindhoven (NL)

(73) Assignee: **KONINKLIJKE PHILIPS N.V.**,
Eindhoven (NL)

(**) Term: **15 Years**

(21) Appl. No.: **29/673,820**

(22) Filed: **Dec. 18, 2018**

Related U.S. Application Data

(62) Division of application No. 35/501,163, filed on Jan. 6, 2016 (U.S. filing date under 35 U.S.C. 384), and having an international filing date of Jan. 6, 2016, now Pat. No. Des. 836,247.

Foreign Application Priority Data

Aug. 31, 2015 (EM) 002763060

(51) **LOC (12) Cl.** **28-03**

(52) **U.S. Cl.**
USPC **D28/44**

(58) **Field of Classification Search**
USPC D28/49-53, 44.1
CPC B26B 19/06; B26B 19/20; B26B 19/3846;
B26B 19/28; B26B 19/3806; B26B
19/3813; B26B 19/3826; B26B 19/48;
A45D 26/0028; A45D 26/0061; A45D
26/0023; A45D 2026/008; A45D
2026/009; A45D 2026/0095; A45D
26/0038; A45D 2026/0085; A45D
2200/1054; A45D 26/00; A45D 27/46;
A45D 29/05

See application file for complete search history.

(56) **References Cited**

U.S. PATENT DOCUMENTS

D277,736	S	*	2/1985	Long	D9/443
D461,502	S	*	8/2002	Horie	D19/66
D732,389	S	*	6/2015	Nickel	D9/453
9,090,450	B2	*	7/2015	Reimann	B67D 7/34
D777,375	S	*	1/2017	Frankel	D28/50
D787,746	S	*	5/2017	Werner	D28/53
D790,624	S	*	6/2017	Matsushita	D18/56
D816,158	S	*	4/2018	Yoshii	D18/56
D836,244	S	*	12/2018	Floyd	D28/7
D838,171	S	*	1/2019	Wood	D9/453
D851,834	S	*	6/2019	Peterson, Jr.	D28/53
2011/0276061	A1	*	11/2011	Pfeiffer	A45D 26/0028 606/133
2014/0316437	A1	*	10/2014	Halvorson	A45D 26/0038 606/133

* cited by examiner

Primary Examiner — Jennifer L Watkins

(57) **CLAIM**

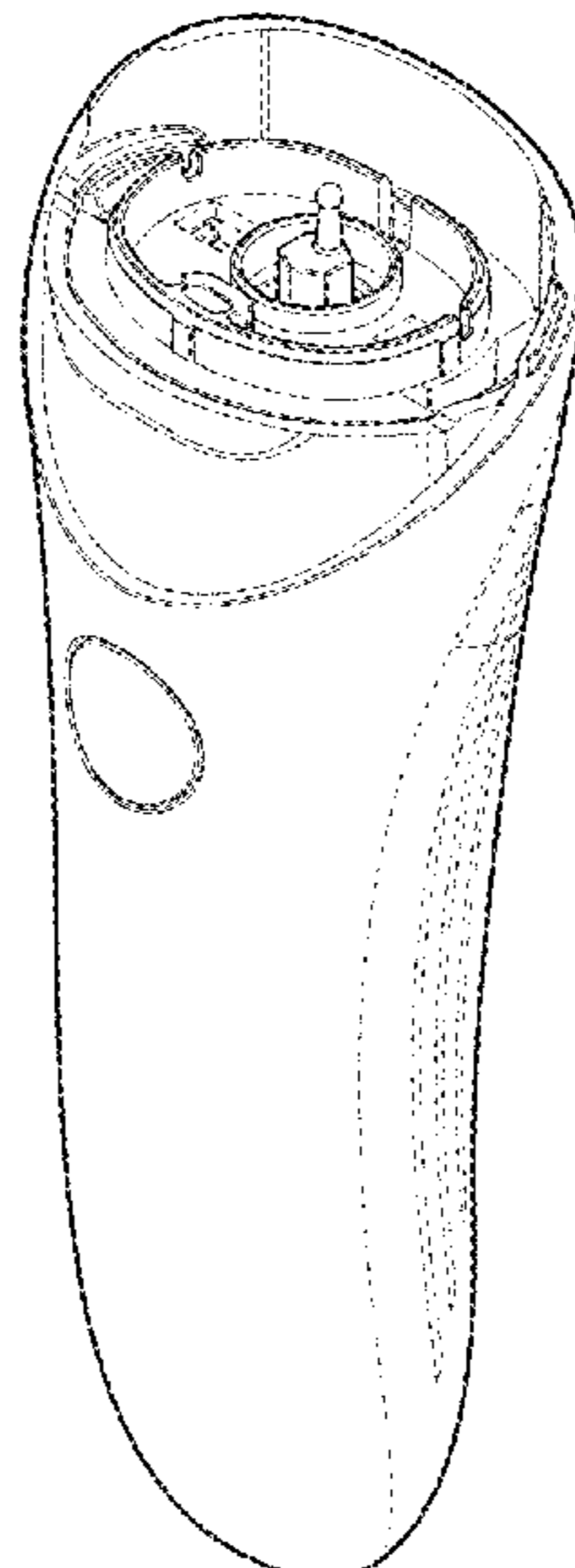
We claim the ornamental design for an epilator, as shown and described.

DESCRIPTION

FIG. 1 is a perspective view showing our design;
 FIG. 2 is a front elevational view thereof;
 FIG. 3 is a rear elevational view thereof;
 FIG. 4 is a right side elevational view thereof;
 FIG. 5 is a left side elevational view thereof;
 FIG. 6 is a top plan view thereof; and,
 FIG. 7 is a bottom plan view thereof.

The broken lines illustrate portions of the epilator that form no part of the claimed design.

1 Claim, 3 Drawing Sheets



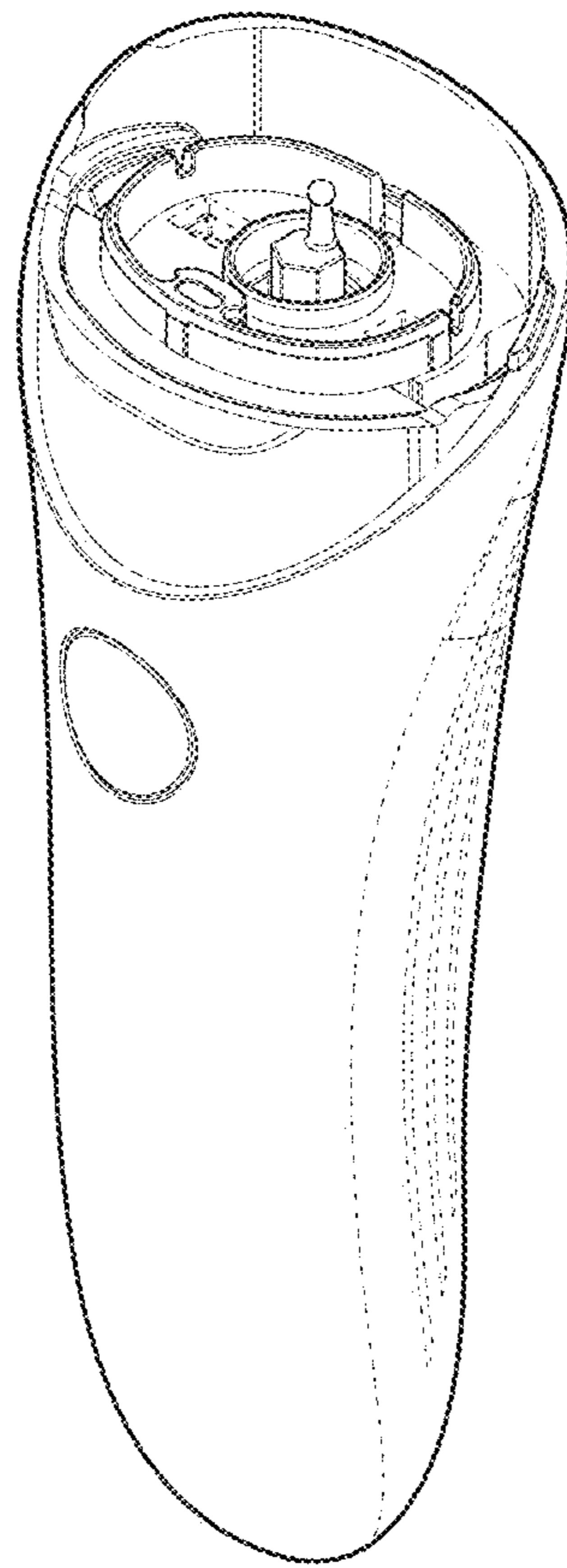


FIG. 1

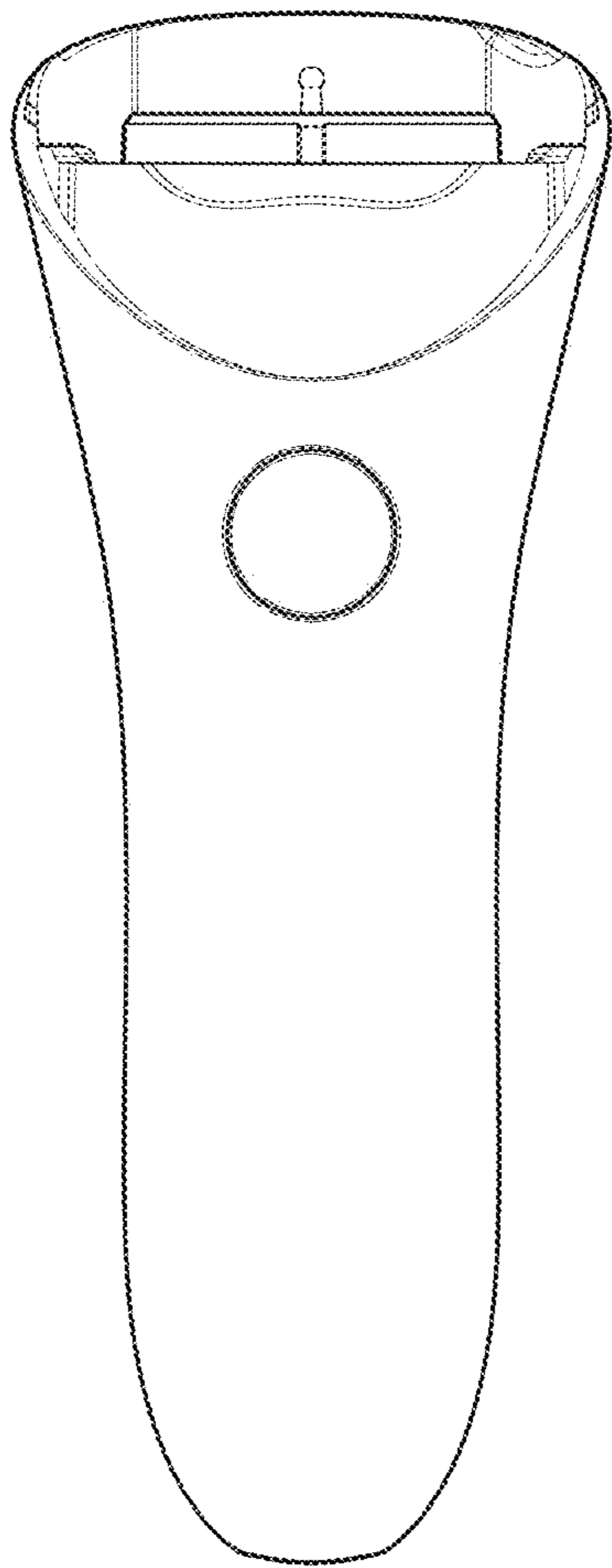


FIG. 2

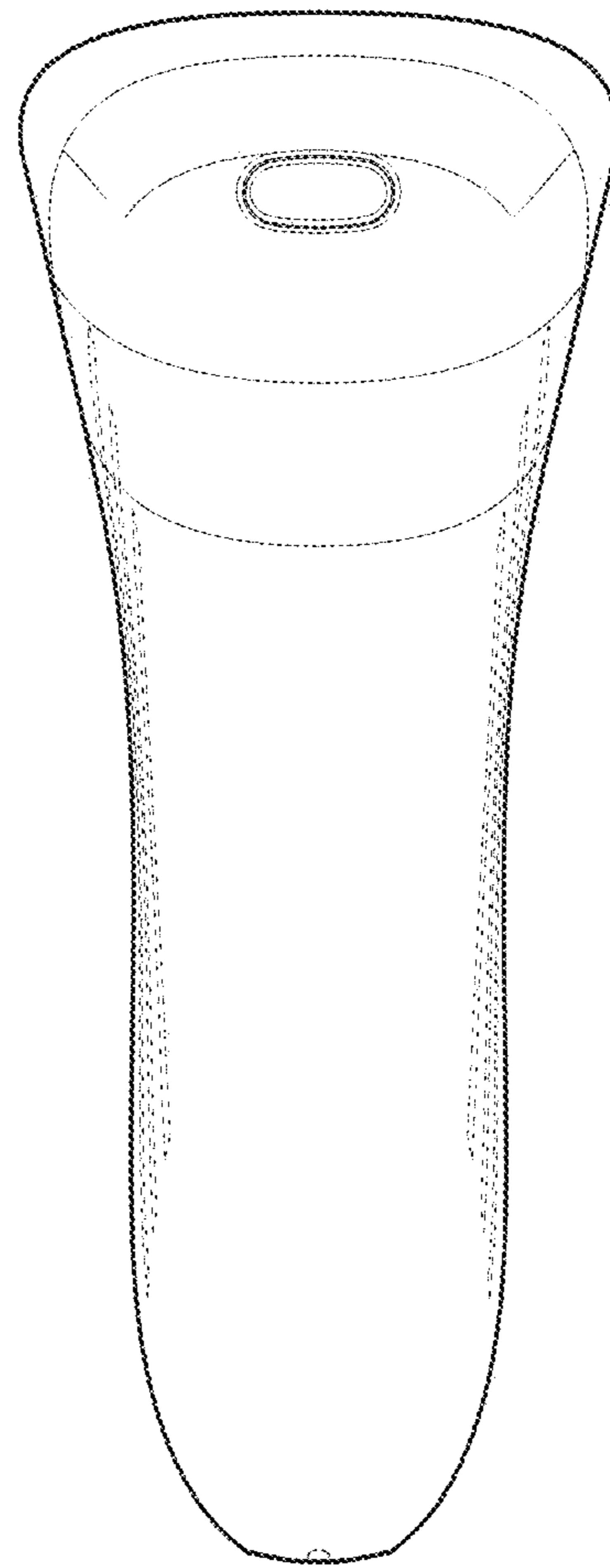


FIG. 3

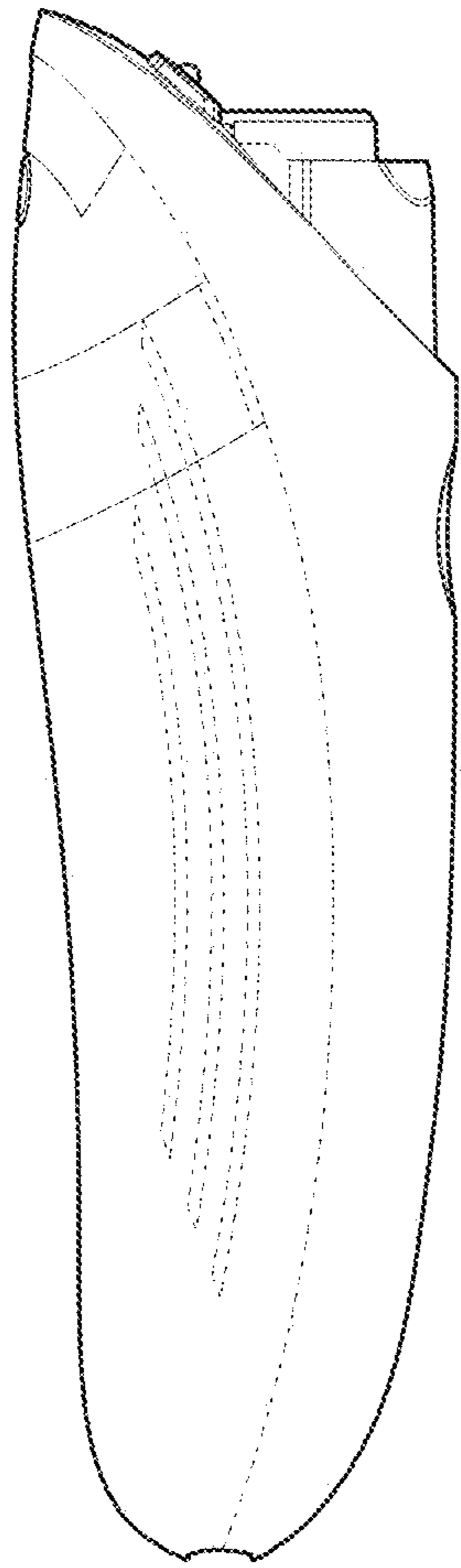


FIG. 4

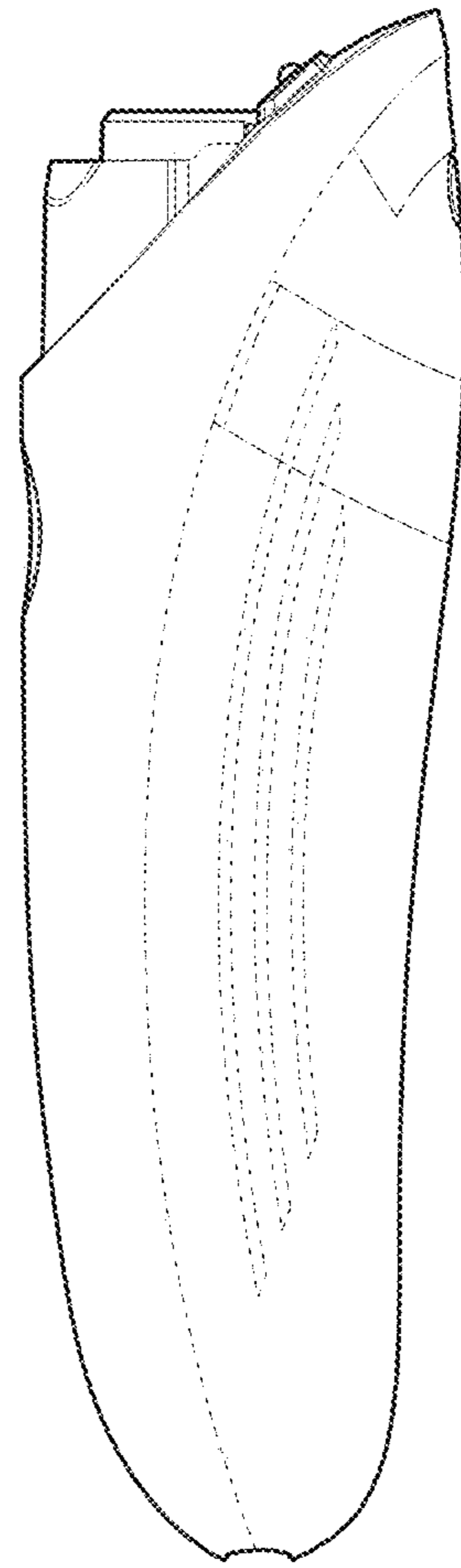


FIG. 5

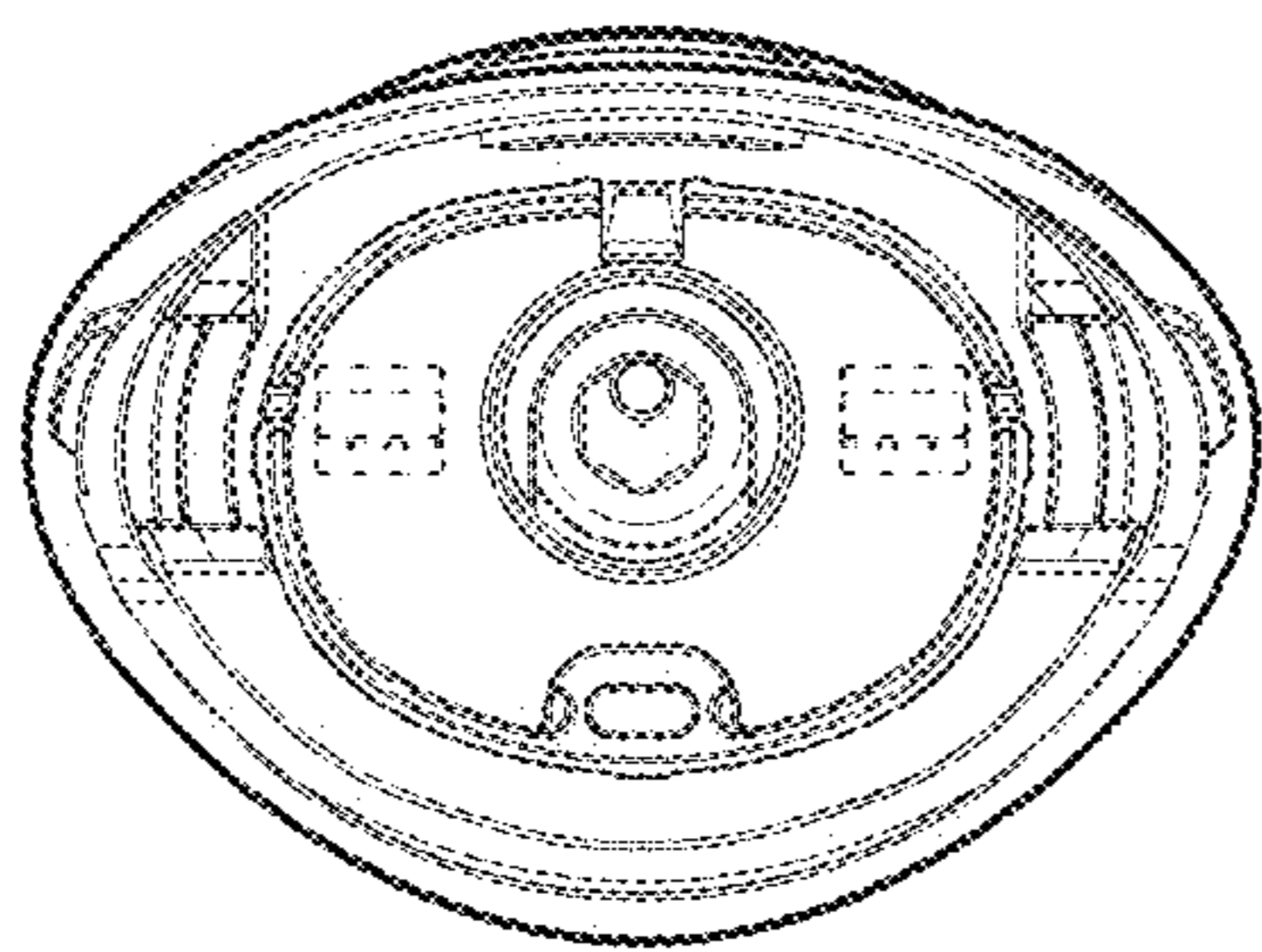


FIG. 6

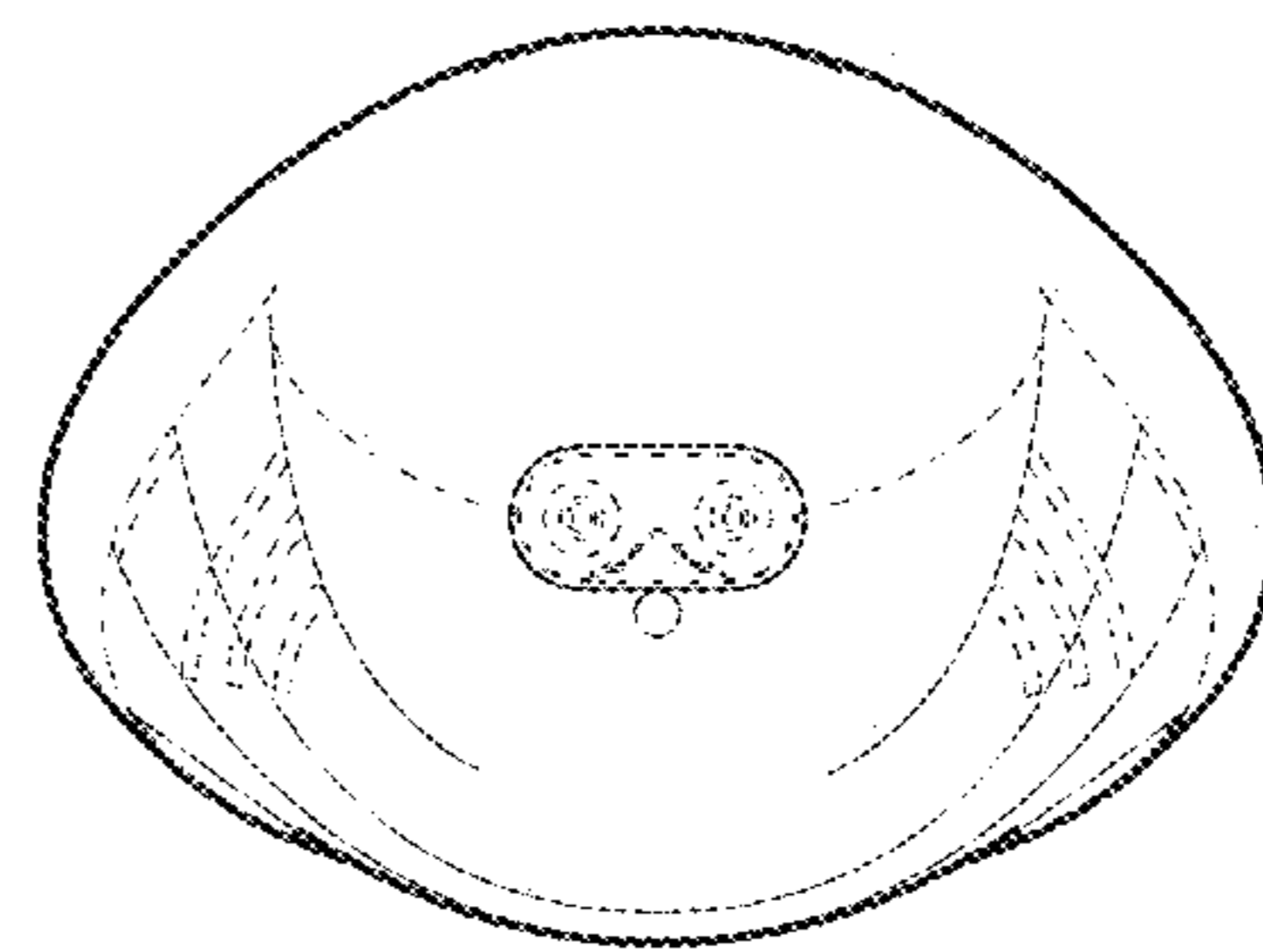


FIG. 7