



US00D891696S

(12) **United States Design Patent** (10) **Patent No.:** **US D891,696 S**
Van Maanen et al. (45) **Date of Patent:** **** Jul. 28, 2020**

(54) **EPILATOR**

(56) **References Cited**

(71) Applicant: **KONINKLIJKE PHILIPS N.V.**,
Eindhoven (NL)
(72) Inventors: **Suzette Van Maanen**, Eindhoven (NL);
Kim Helmbold, Eindhoven (NL)
(73) Assignee: **KONINKLIJKE PHILIPS N.V.**,
Eindhoven (NL)
(**) Term: **15 Years**
(21) Appl. No.: **29/673,818**
(22) Filed: **Dec. 18, 2018**

U.S. PATENT DOCUMENTS

D277,736	S	*	2/1985	Long	D9/443
D461,502	S	*	8/2002	Horie	D19/66
D732,389	S	*	6/2015	Nickel	D9/453
9,090,450	B2	*	7/2015	Reimann	B67D 7/34
D777,375	S	*	1/2017	Frankel	D28/50
D787,746	S	*	5/2017	Werner	D28/53
D790,624	S	*	6/2017	Matsushita	D18/56
D816,158	S	*	4/2018	Yoshii	D18/56
D836,244	S	*	12/2018	Floyd	D28/7
D838,171	S	*	1/2019	Wood	D9/453
D851,834	S	*	6/2019	Peterson, Jr.	D28/53
2011/0276061	A1	*	11/2011	Pfeiffer	A45D 26/0028 606/133
2014/0316437	A1	*	10/2014	Halvorson	A45D 26/0038 606/133

Related U.S. Application Data

(62) Division of application No. 35/501,163, filed on Jan. 6, 2016 (U.S. filing date under 35 U.S.C. 384), and having an international filing date of Jan. 6, 2016, now Pat. No. Des. 836,247.

* cited by examiner

Primary Examiner — Jennifer L Watkins

(30) **Foreign Application Priority Data**

Jan. 6, 2016 (EM) 002763060

(51) **LOC (12) Cl.** **28-03**

(52) **U.S. Cl.**
USPC **D28/44**

(58) **Field of Classification Search**
USPC D28/49-53, 44.1
CPC B26B 19/06; B26B 19/20; B26B 19/3846;
B26B 19/28; B26B 19/3806; B26B
19/3813; B26B 19/3826; B26B 19/48;
A45D 26/0028; A45D 26/0061; A45D
26/0023; A45D 2026/008; A45D
2026/009; A45D 2026/0095; A45D
26/0038; A45D 2026/0085; A45D
2200/1054; A45D 26/00; A45D 27/46;
A45D 29/05

See application file for complete search history.

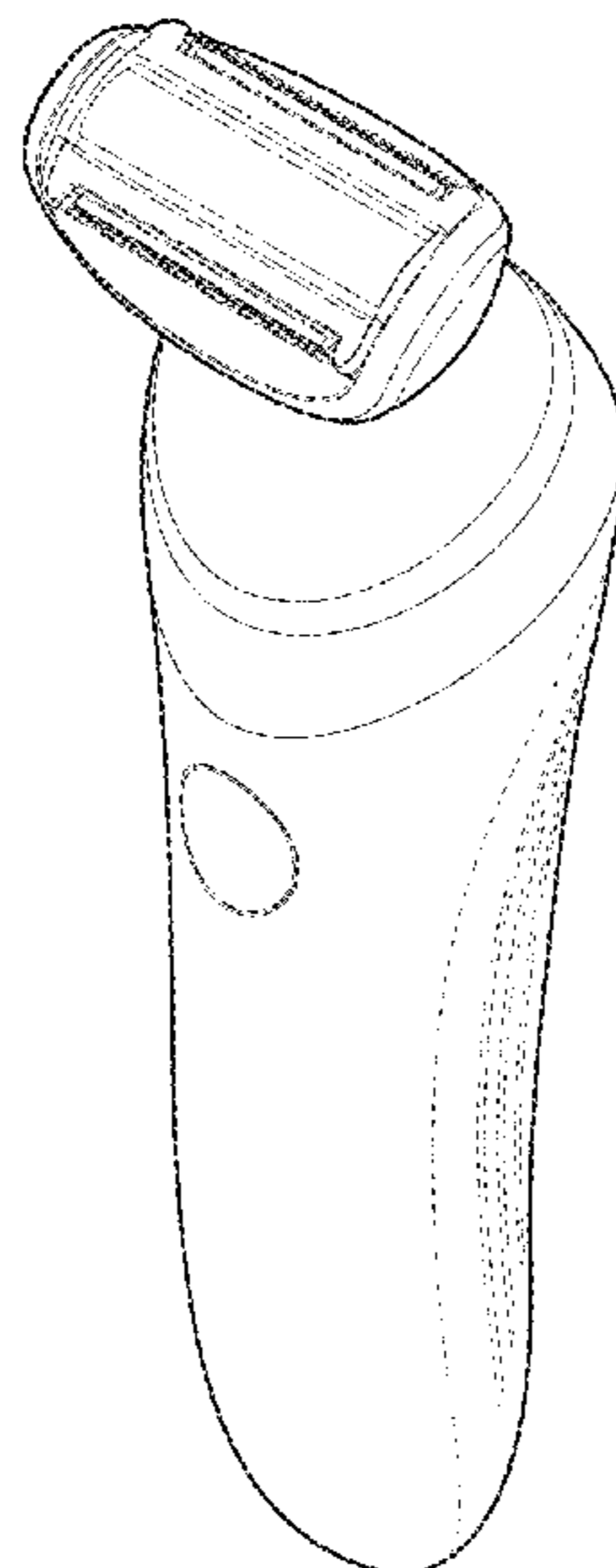
(57) **CLAIM**

We claim the ornamental design for an epilator, as shown and described.

DESCRIPTION

FIG. 1 is a perspective view showing our design; FIG. 2 is a front elevational view thereof; FIG. 3 is a rear elevational view thereof; FIG. 4 is a right side elevational view thereof; FIG. 5 is a left side elevational view thereof; FIG. 6 is a top plan view thereof; and, FIG. 7 is a bottom plan view thereof. The broken lines illustrate portions of the epilator that form no part of the claimed design.

1 Claim, 3 Drawing Sheets



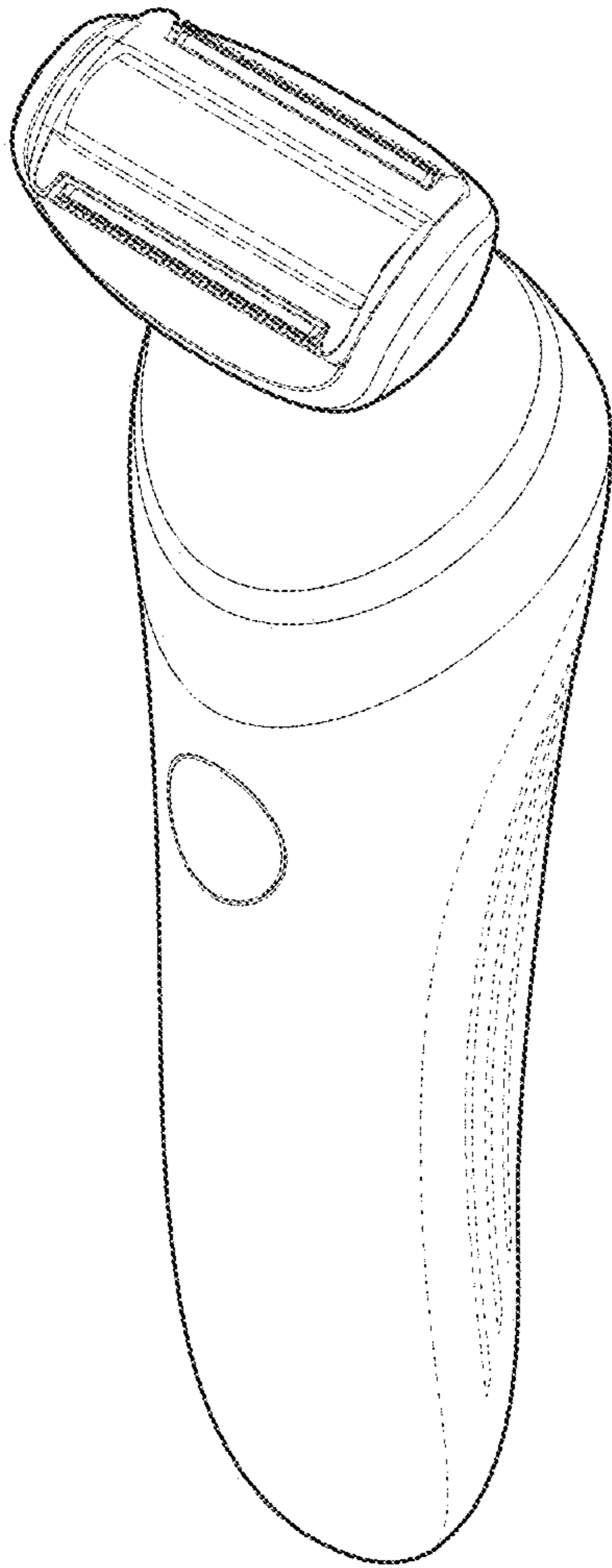


FIG. 1

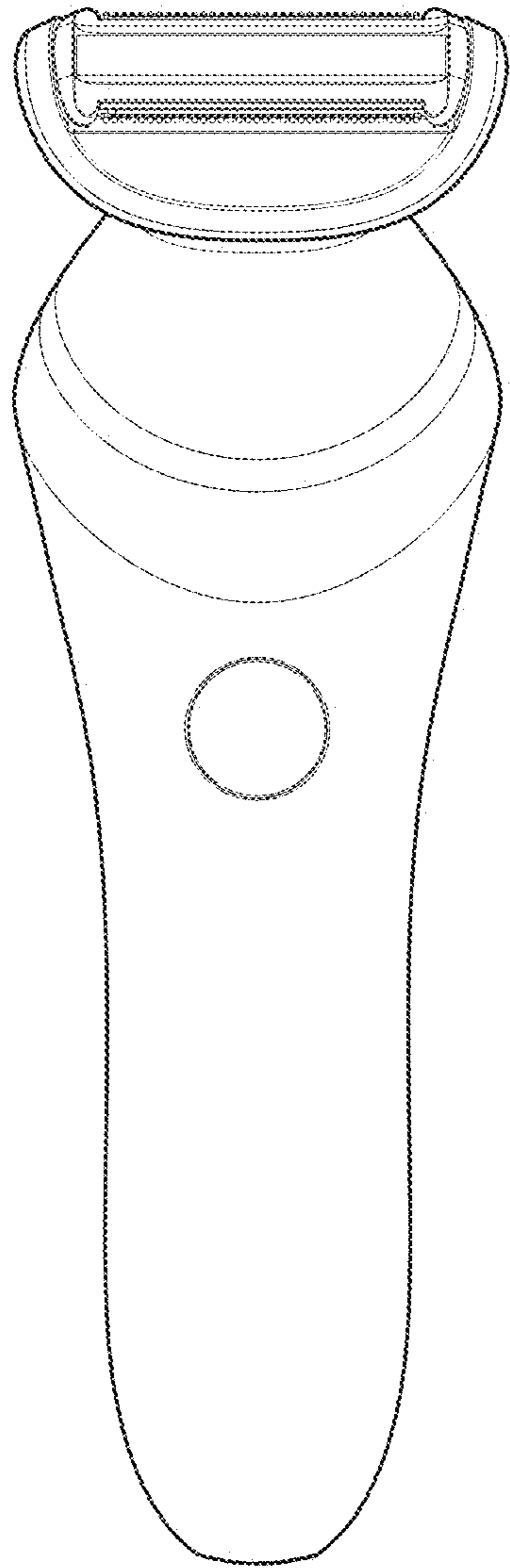


FIG. 2

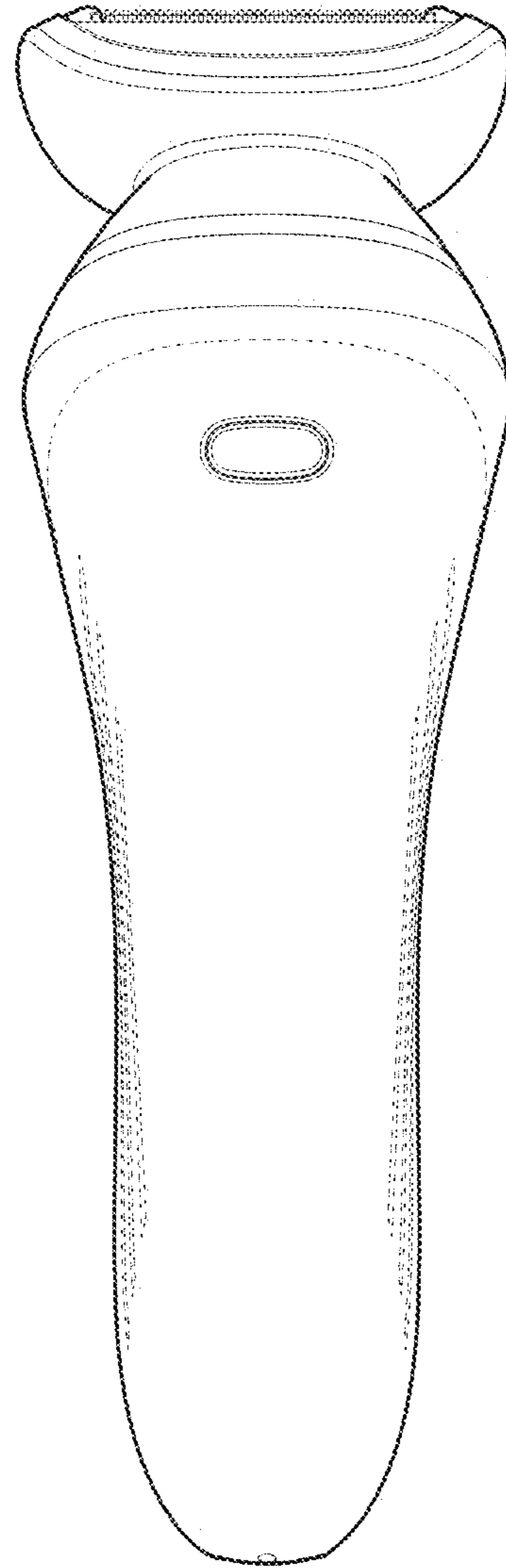


FIG. 3

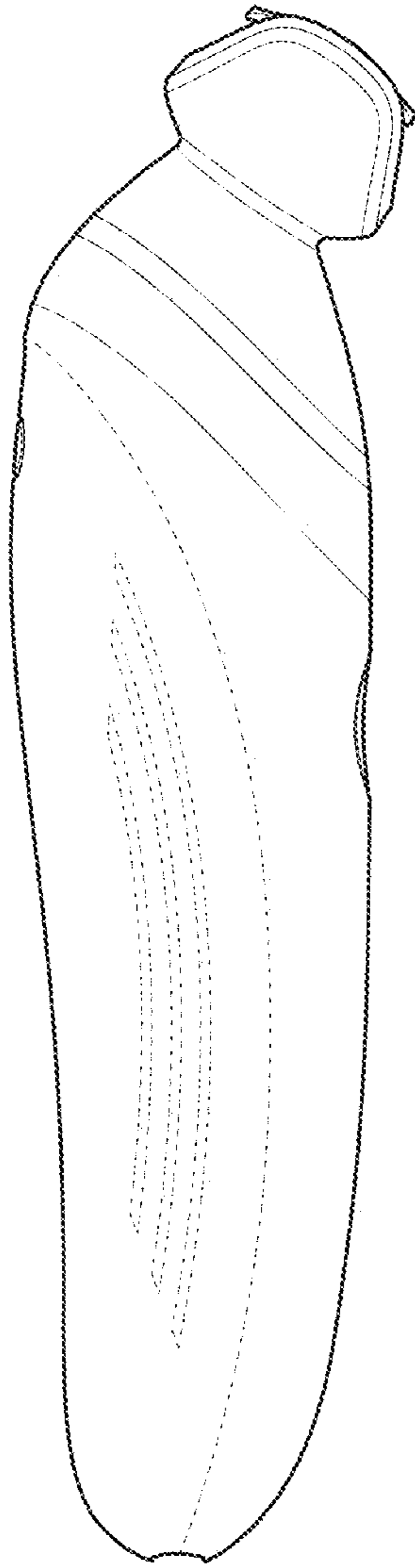


FIG. 4

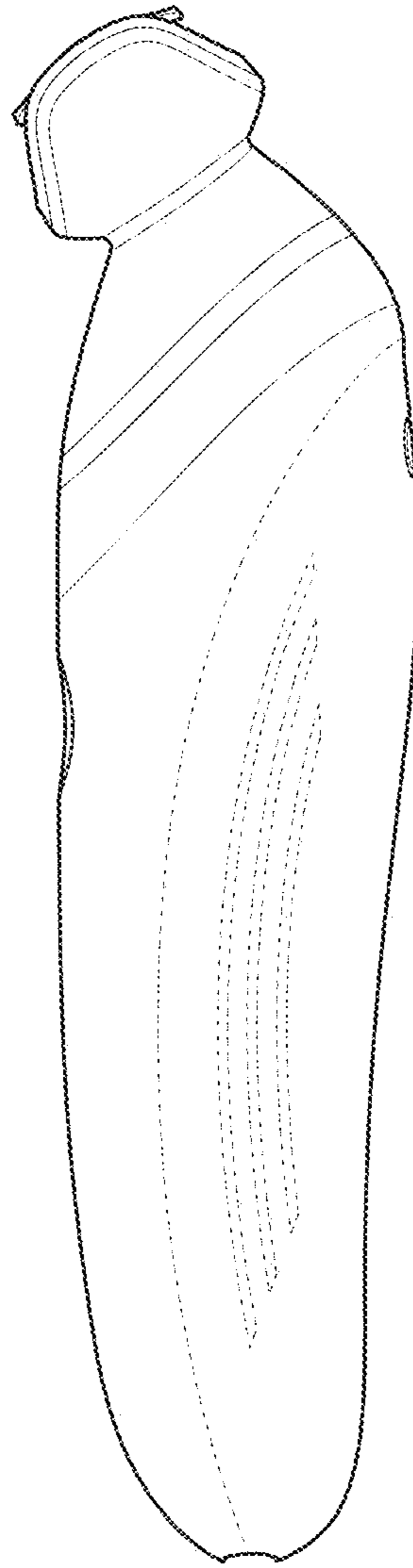


FIG. 5

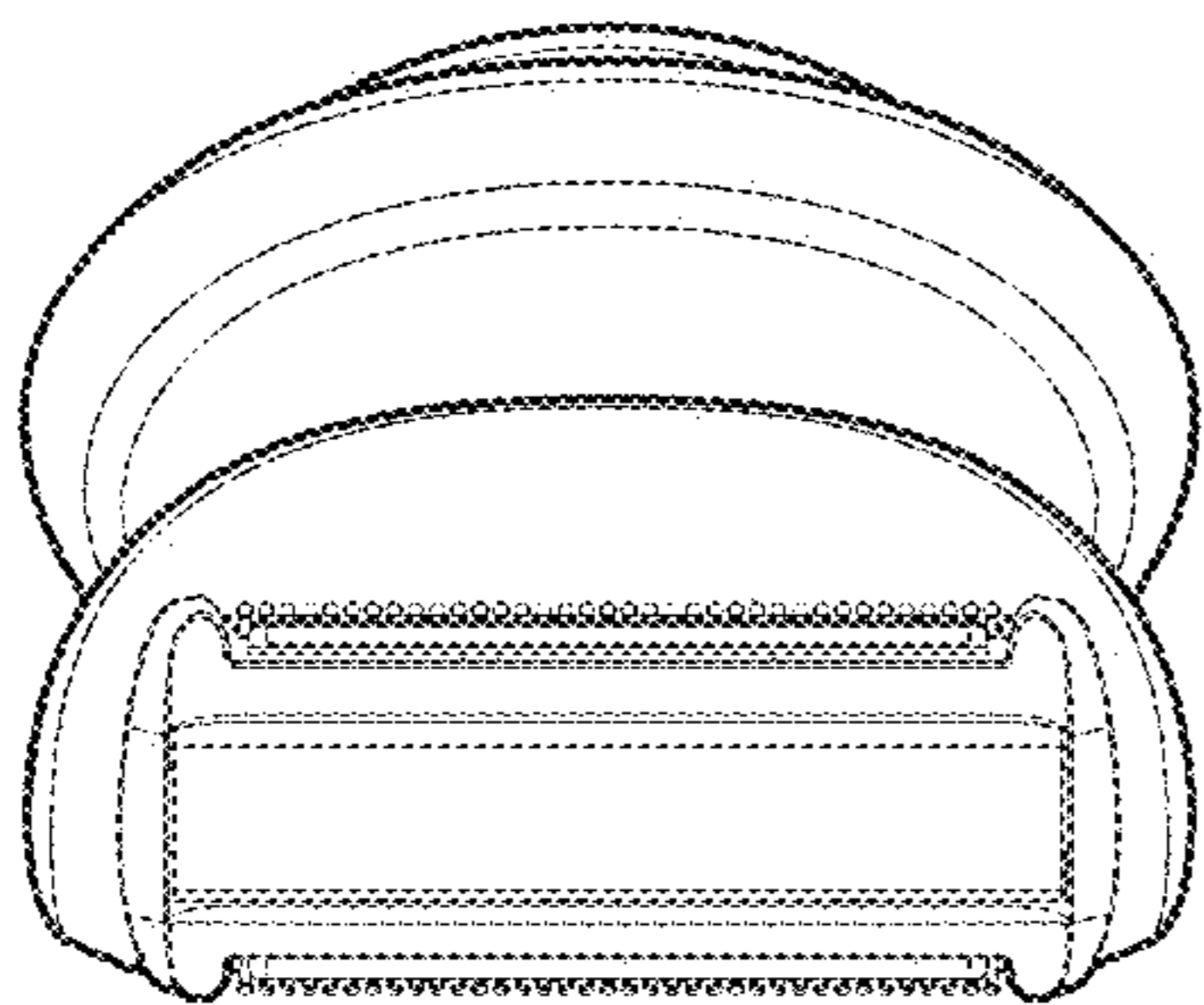


FIG. 6

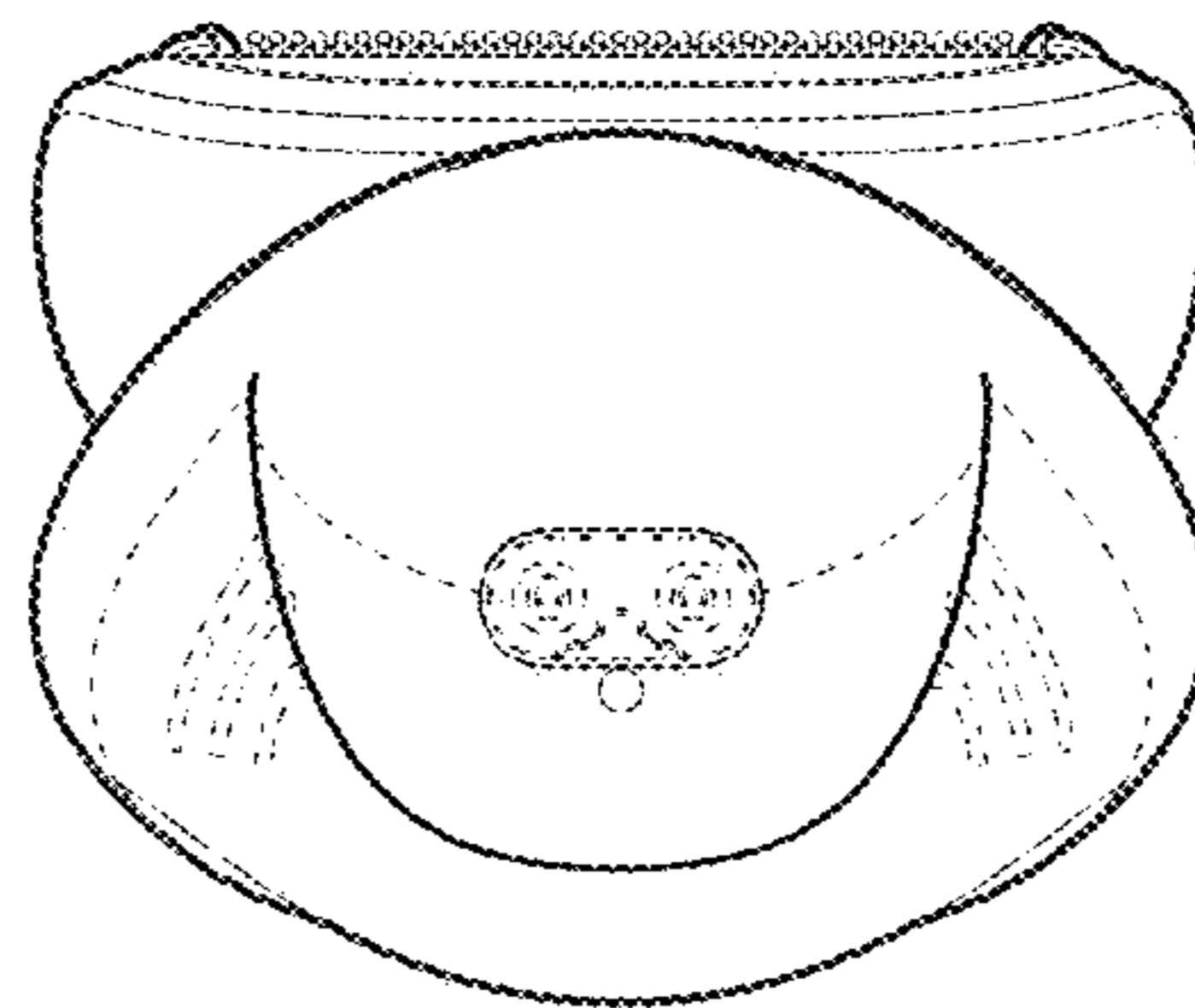


FIG. 7