



US00D891672S

(12) **United States Design Patent**
Brudnizki et al.

(10) **Patent No.:** **US D891,672 S**

(45) **Date of Patent:** **** Jul. 28, 2020**

(54) **LIGHTING FIXTURE**

(71) Applicant: **The Urban Electric Company**, North Charleston, SC (US)

(72) Inventors: **Martin Brudnizki**, London (GB); **Nicholas Jeanes**, Hampshire (GB); **Michael Amato**, London (GB); **David Dawson**, Charleston, SC (US); **Jonathan Charpia**, Summerville, SC (US); **Joeangel Casanova**, North Charleston, SC (US); **Brianna Magagnoli**, North Charleston, SC (US); **Janis Golubeckis**, Mount Pleasant, SC (US)

(73) Assignee: **The Urban Electric Company**, North Charleston, SC (US)

(**) Term: **15 Years**

(21) Appl. No.: **29/660,524**

(22) Filed: **Aug. 21, 2018**

(51) **LOC (12) Cl.** **26-03**

(52) **U.S. Cl.**
USPC **D26/85; D26/91**

(58) **Field of Classification Search**
USPC D26/80, 85, 86, 87, 91, 92
CPC F21S 8/03; F21S 8/031; F21S 8/033; F21S 8/035; F21S 8/036; F21S 13/02; F21V 1/12
See application file for complete search history.

(56) **References Cited**

U.S. PATENT DOCUMENTS

D36,868 S * 4/1904 Gleason D26/130
D62,937 S * 8/1923 Dahl D26/85
D80,088 S * 12/1929 Plaut D26/91
D220,641 S * 5/1971 Lewis D26/80

D231,630 S * 5/1974 Sherry D26/85
D378,436 S * 3/1997 Tognu' D26/85
D383,562 S * 9/1997 Heiberg D26/85
D764,093 S * 8/2016 Sabernig D26/85
D829,362 S * 9/2018 Calvo Lopez D26/88
D872,345 S * 1/2020 Brudnizki D26/91

OTHER PUBLICATIONS

Needles wall lantern shown in the Architectural Digest Oct. 20, 2018 article titled, "Martin Brudnizki's Debuts Dreamy Light Fixtures for Urban Electric Co." (Year: 2018).*

(Continued)

Primary Examiner — Clare E Hefflin
(74) *Attorney, Agent, or Firm* — Haynsworth Sinkler Boyd, P.A.

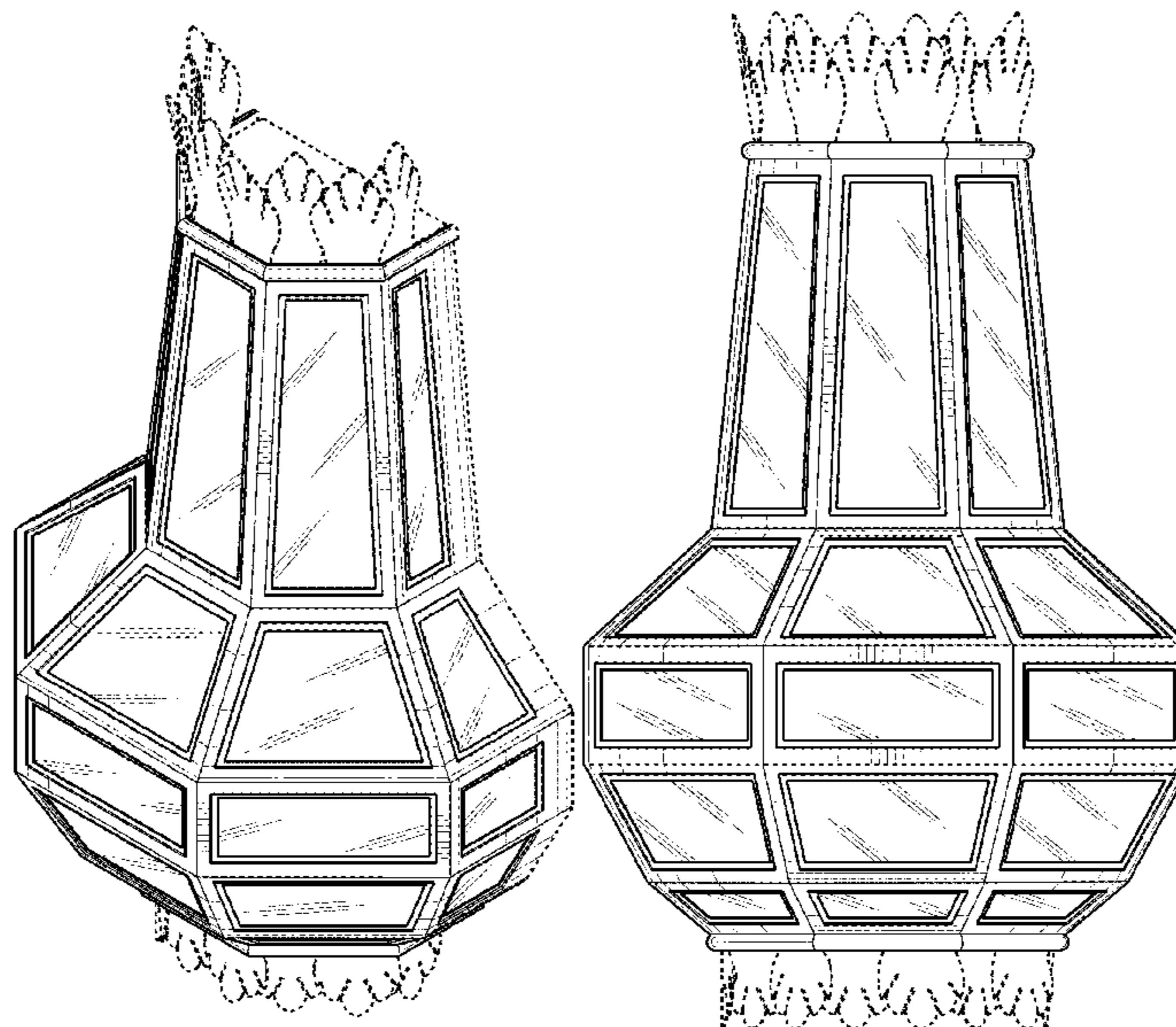
(57) **CLAIM**

The ornamental design for a lighting fixture, as shown and described.

DESCRIPTION

FIG. 1 is a front perspective view of a lighting fixture depicting a new design;
FIG. 2 is a back perspective view thereof;
FIG. 3 is a front elevational view thereof;
FIG. 4 is a left elevational view thereof;
FIG. 5 is a right elevational view thereof;
FIG. 6 is a top plan view thereof;
FIG. 7 is a bottom plan view thereof; and,
FIG. 8 is a back elevational view thereof.
The vertical broken lines in FIGS. 4 and 5 and the horizontal broken lines in FIGS. 6 and 7 represent environmental structure which forms no part of the claimed design. The remaining broken line disclosures in the views represent portions of the lighting fixture which form no part of the claimed design.

1 Claim, 7 Drawing Sheets



(56)

References Cited

OTHER PUBLICATIONS

Gibeon 5 Light Polished Nickel & Golden Teak & Silver Shade & Copper Glass Shade Wall Sconce from brightlightdesigncenter.com visited May 19, 2020. (Year: 2020).*

Canterbury light fixture model No. 4760 on p. 103, and Cascade Model No. 427-WS on p. 130 of the Frederick Ramond 1991 catalog. (Year: 1991).*

* cited by examiner

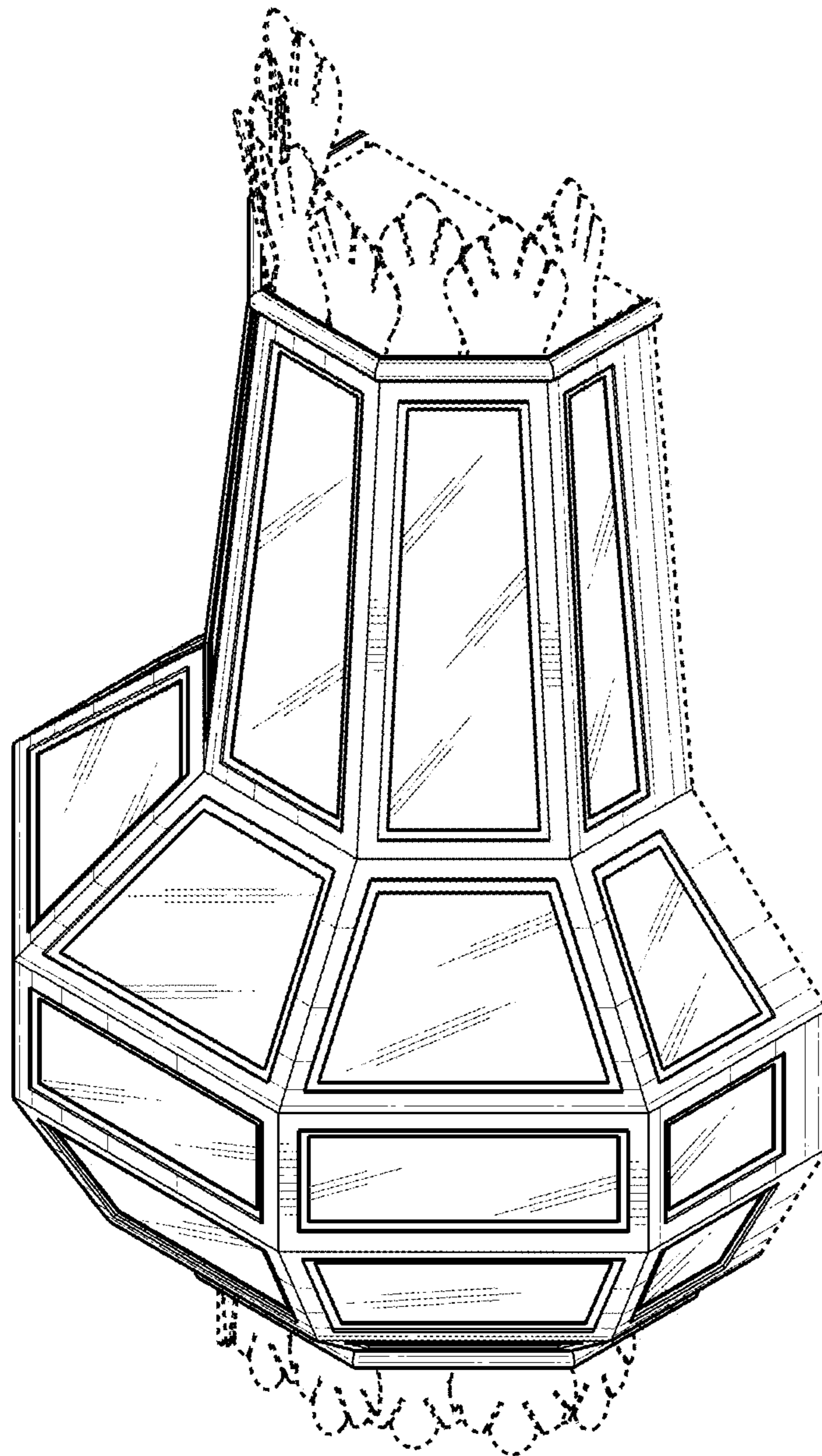


FIG. 1

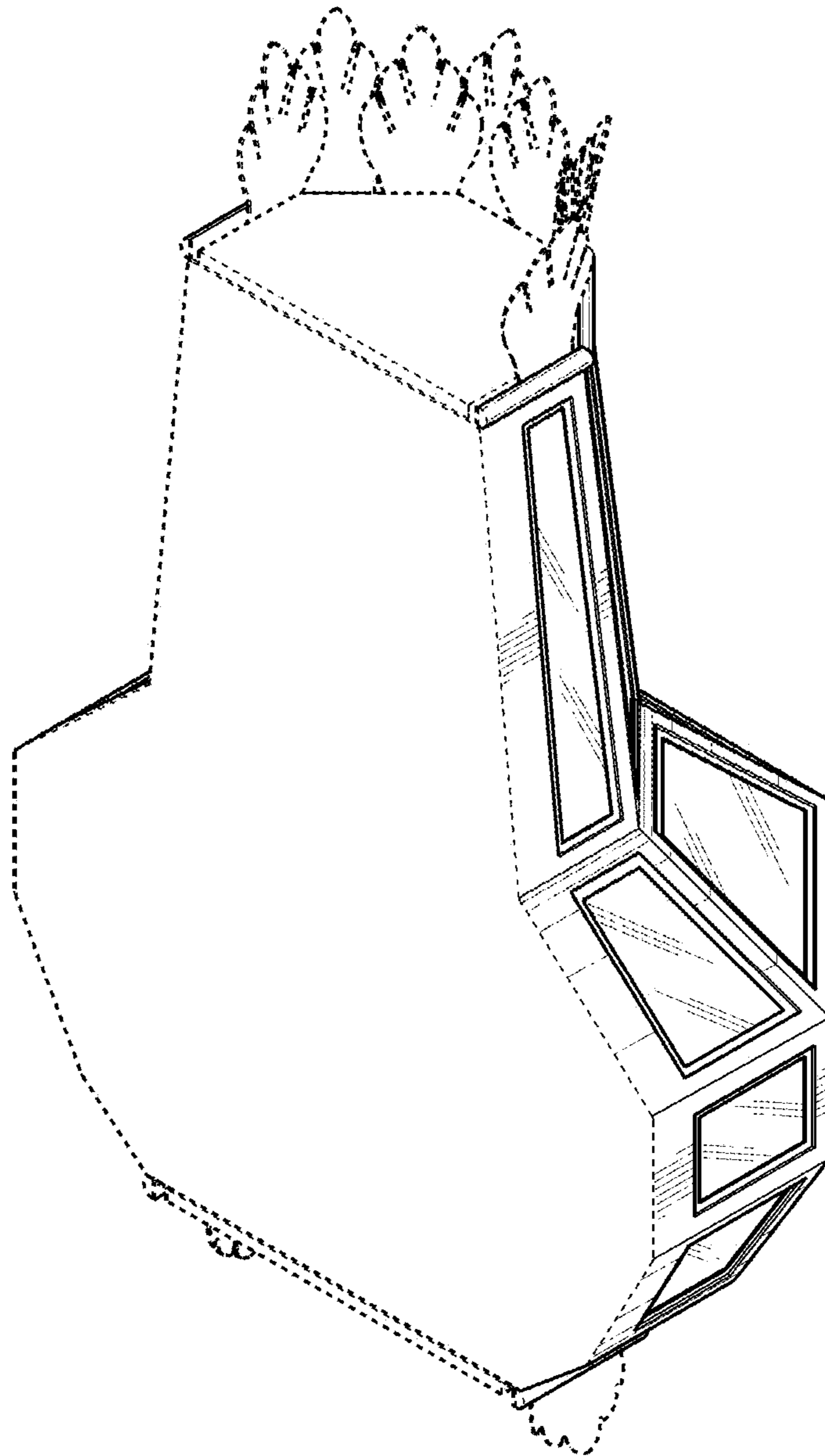


FIG. 2




FIG. 3

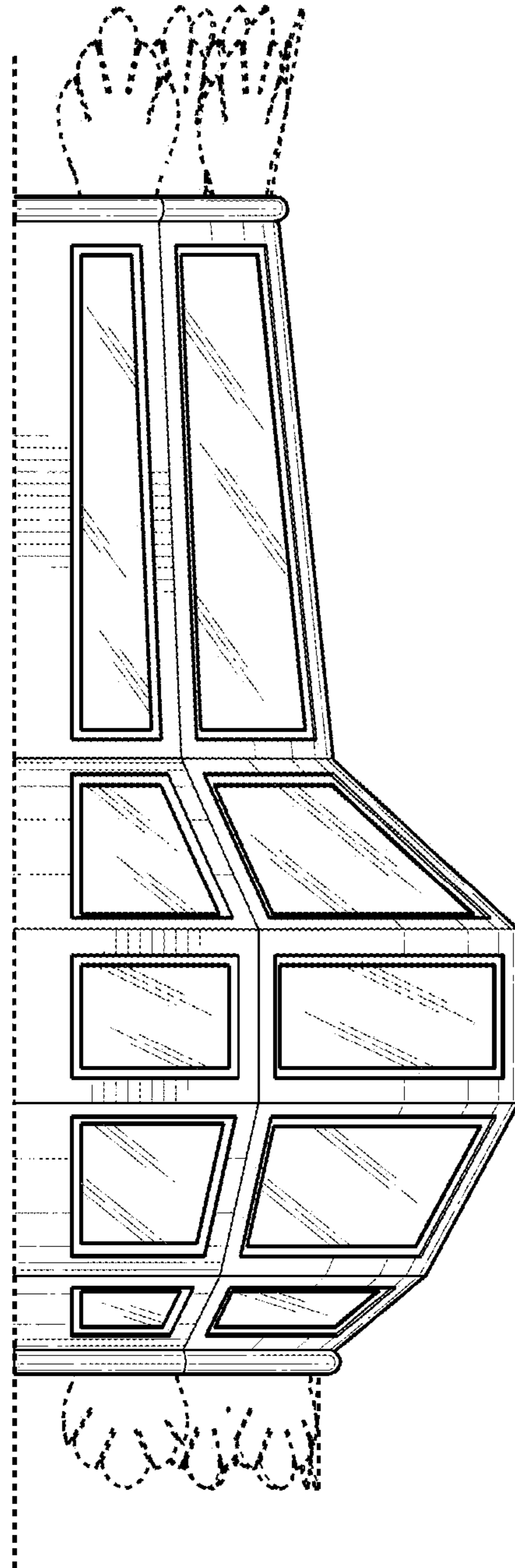


FIG. 4

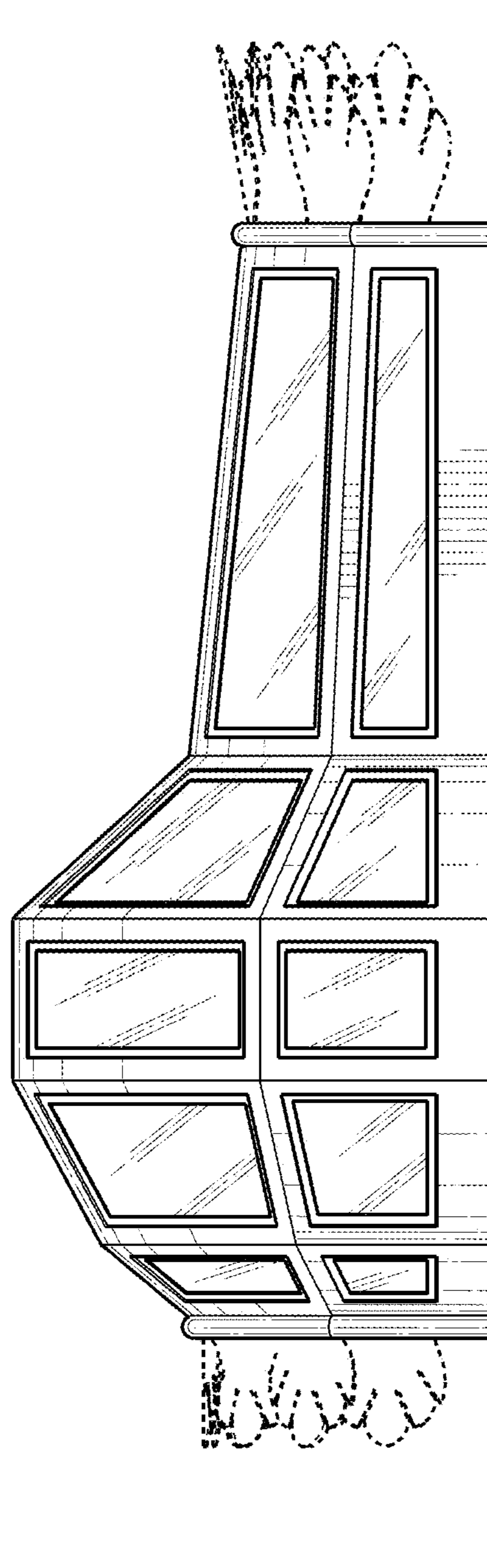


FIG. 5

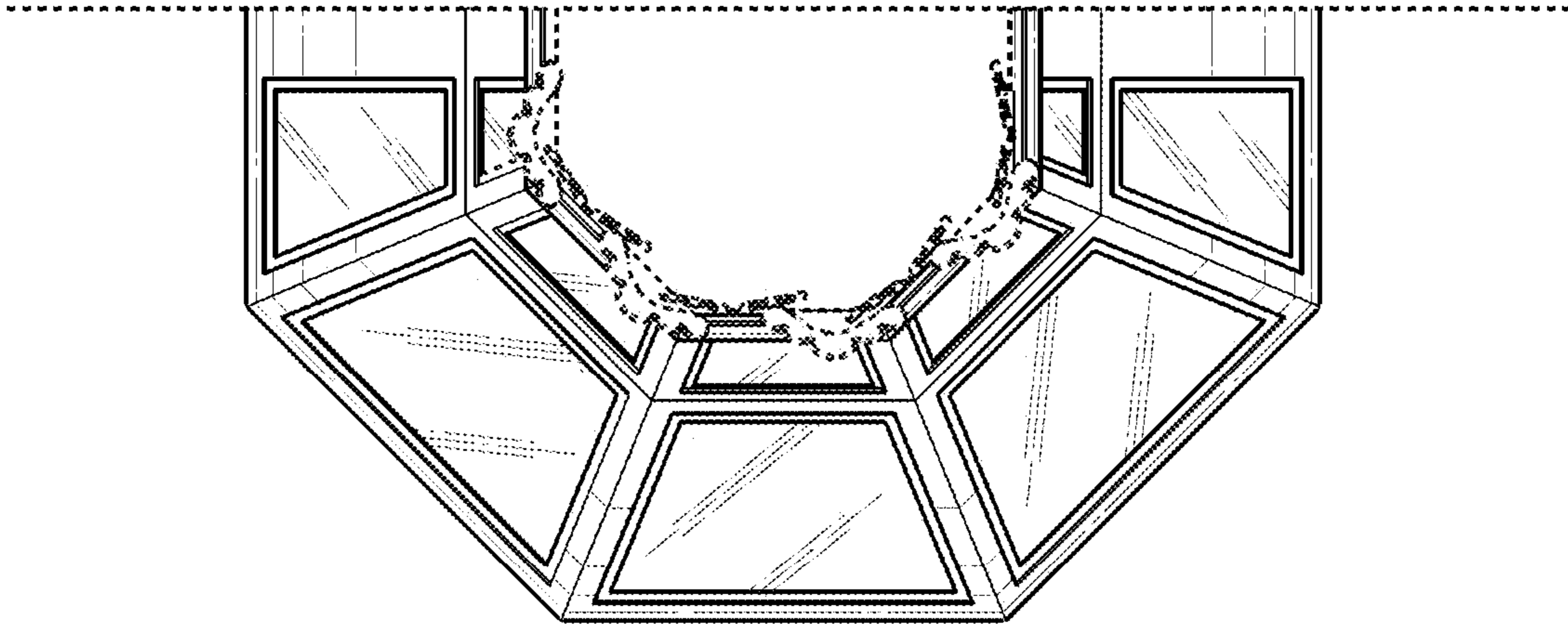


FIG. 6




FIG. 7

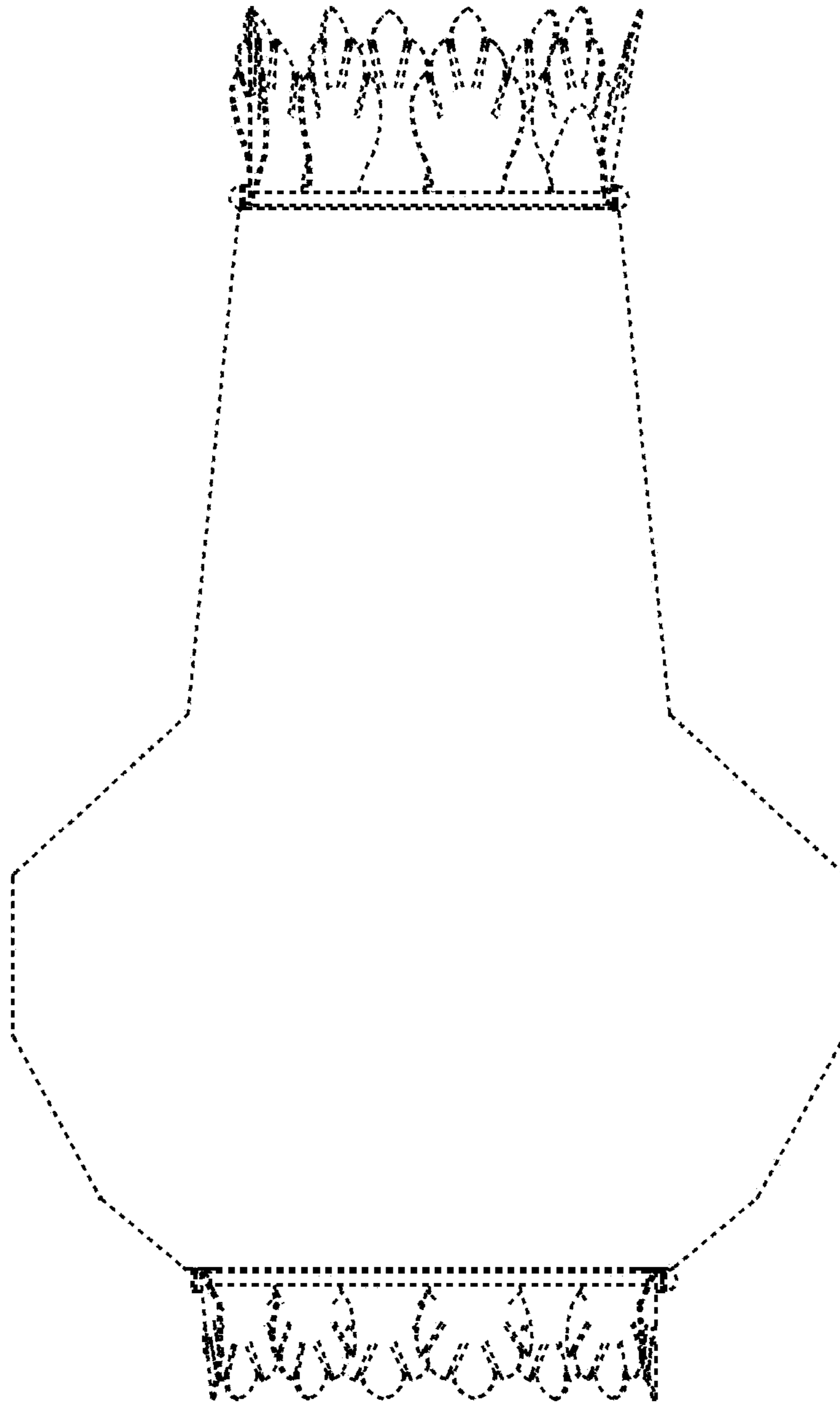


FIG. 8