



US00D891663S

(12) **United States Design Patent**
Weizel

(10) **Patent No.:** **US D891,663 S**

(45) **Date of Patent:** **** Jul. 28, 2020**

(54) **FLASHLIGHT**

(71) Applicant: **DANFORCE CORP**, Flushing, NY
(US)

(72) Inventor: **Daniel Nissan Weizel**, Rishon La Zion
(IL)

(73) Assignee: **DANFORCE CORP**, Flushing, NY
(US)

(**) Term: **15 Years**

(21) Appl. No.: **35/506,153**

(22) Filed: **Aug. 9, 2018**

(80) **Hague Agreement Data**

Int. Filing Date: **Aug. 9, 2018**

Int. Reg. No.: **DM/103730**

Int. Reg. Date: **Aug. 9, 2018**

Int. Reg. Pub. Date: **Nov. 30, 2018**

(51) **LOC (12) Cl.** **26-02**

(52) **U.S. Cl.**
USPC **D26/49**

(58) **Field of Classification Search**
USPC D26/2, 49, 138, 139, 140, 141, 142, 152
CPC F21S 2/00; F21S 4/00; F21S 4/003; F21S
4/005; F21S 4/006; F21S 4/007; F21S
4/008; F21S 6/00; F21S 8/00; F21S
8/024; F21S 8/026; F21S 8/031; F21S
8/033; F21S 8/035-037; F21S 8/04; F21S
8/043; F21S 8/063

See application file for complete search history.

(56) **References Cited**

U.S. PATENT DOCUMENTS

D521,166 S * 5/2006 Yamamoto D26/37
D579,595 S * 10/2008 Shiu D26/49

D586,025 S * 2/2009 Bonis D26/49
D698,961 S * 2/2014 Dalton D26/49
D732,721 S * 6/2015 Popper D26/49
D745,987 S * 12/2015 Nawaz D22/117
D747,024 S * 1/2016 Windom D26/49
D749,766 S * 2/2016 Nguyen D26/49
D769,496 S * 10/2016 Inskeep D26/49
D774,230 S * 12/2016 Prieto D26/49
D783,193 S * 4/2017 Kao D26/49
D802,192 S * 11/2017 Windom D26/49
D803,445 S * 11/2017 Inskeep D26/49
D810,337 S * 2/2018 Eichelberger D26/49
D811,636 S * 2/2018 Galli D26/49
D814,087 S * 3/2018 Cao D26/49
D816,251 S * 4/2018 Johnson D26/49
D843,624 S * 3/2019 Son D26/49
D844,874 S * 4/2019 Eichelberger D26/49
D846,783 S * 4/2019 Eichelberger D26/49
D851,310 S * 6/2019 Windom D26/49
D854,209 S * 7/2019 Liu D26/49

* cited by examiner

Primary Examiner — Natasha Vujcic

(74) *Attorney, Agent, or Firm* — Mark David Torche;
Patwrite Law

(57) **CLAIM**

The ornamental design for a flashlight, as shown and described.

DESCRIPTION

Flashlight

1.1 is a perspective view of a flashlight showing my new design;

1.2 is right side view thereof;

1.3 is a front view thereof;

1.4 is a top view thereof;

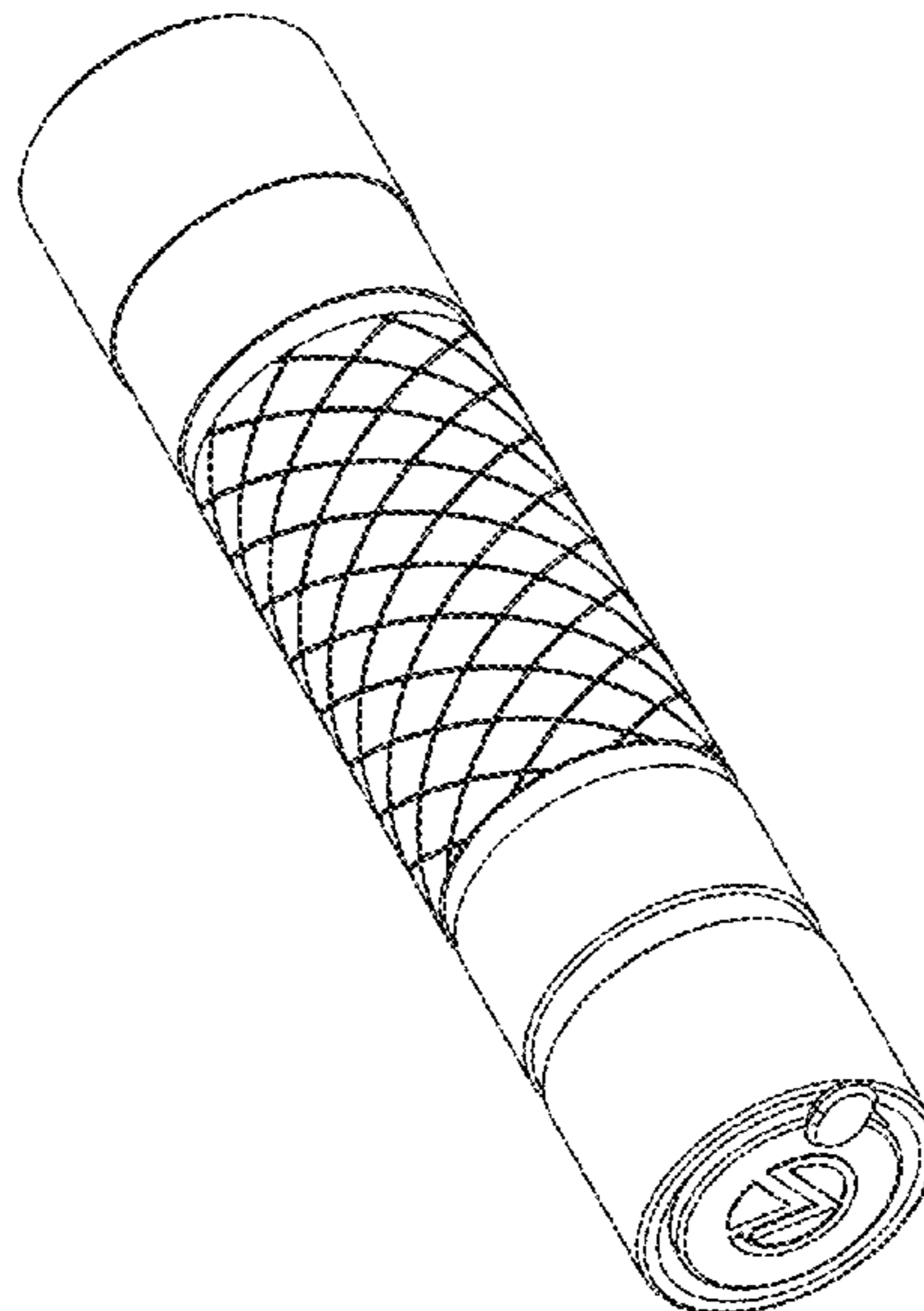
1.5 is a left view thereof;

1.6 is a back view thereof;

1.7 is a bottom view thereof;

1.8 is a perspective view thereof.

1 Claim, 8 Drawing Sheets



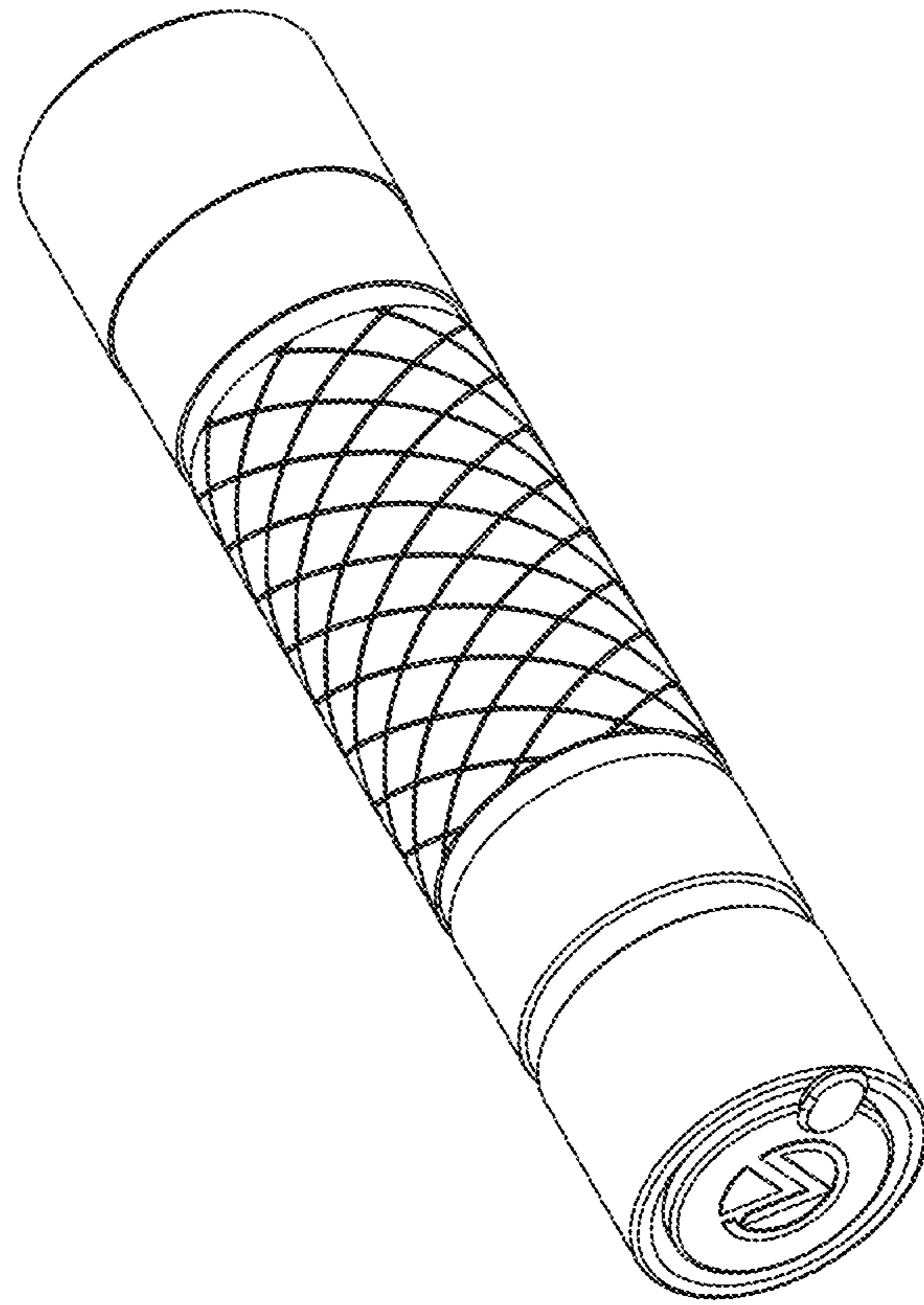


FIG. 1.1

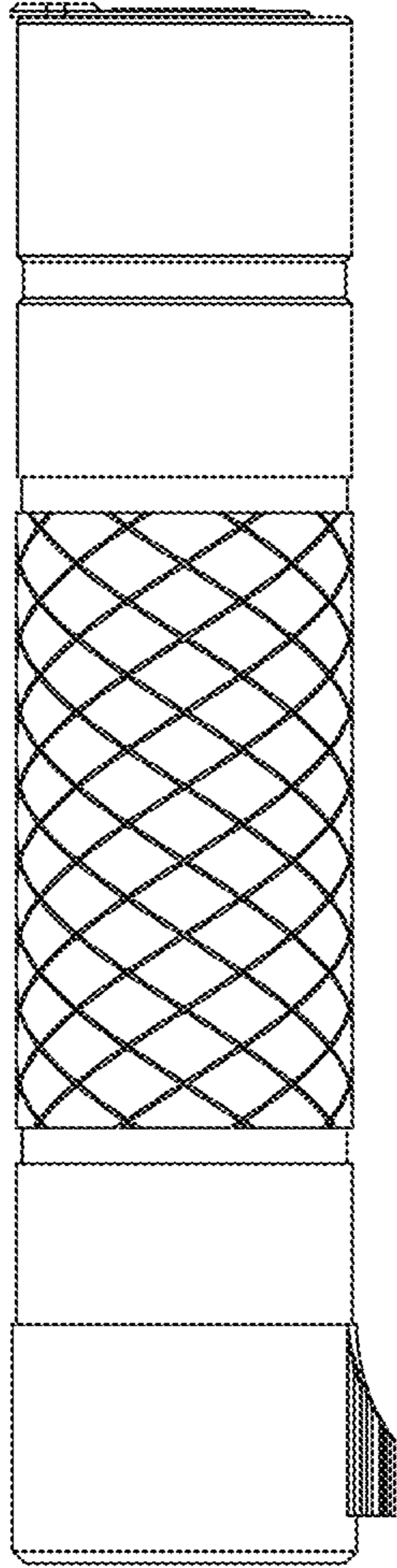


FIG. 1.2




FIG. 1.3




FIG. 1.4




FIG. 1.5

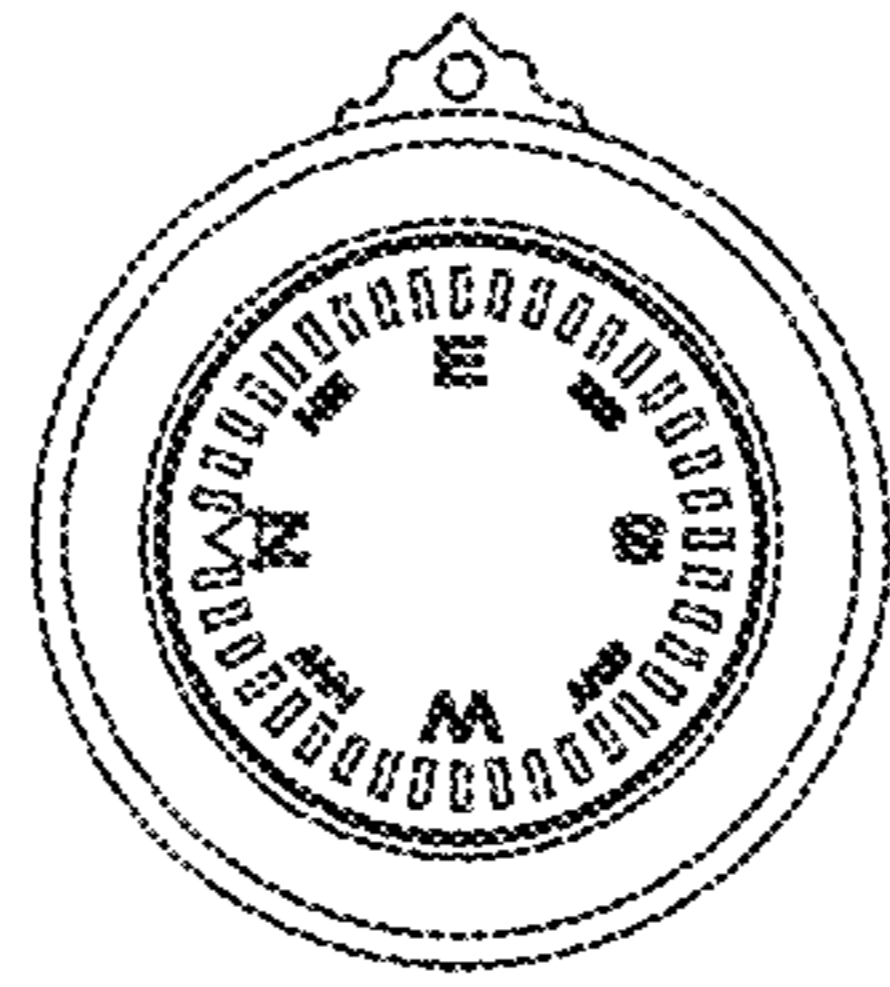


FIG. 1.6




FIG. 1.7

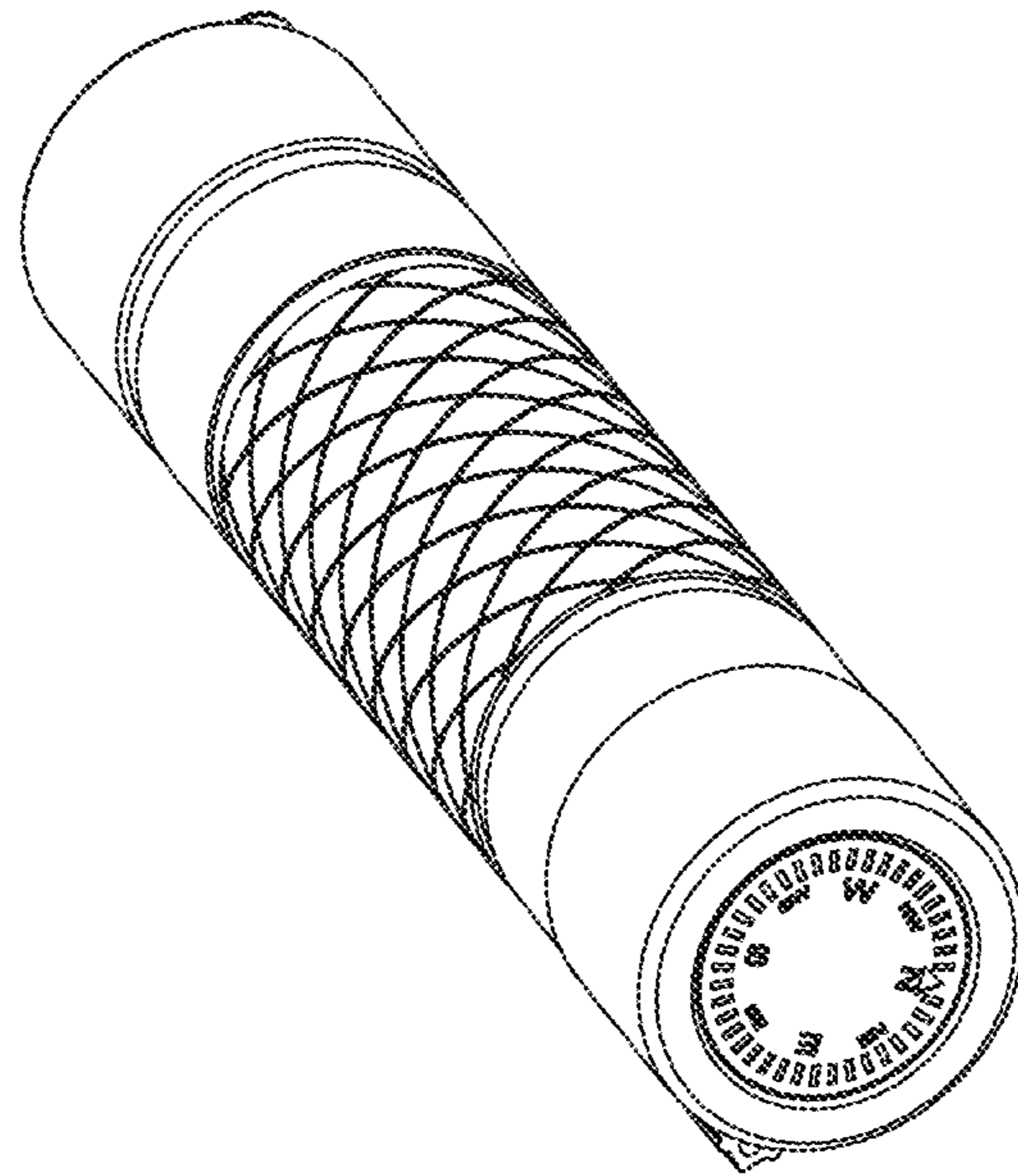


FIG. 1.8