



US00D891658S

(12) **United States Design Patent**
Griesi

(10) **Patent No.:** **US D891,658 S**

(45) **Date of Patent:** **** Jul. 28, 2020**

(54) **LIGHTING SYSTEM FOR A VEHICLE**

D331,472 S * 12/1992 Campbell D20/10
D400,992 S * 11/1998 Ruminski D26/31
D427,344 S * 6/2000 Ruminski D10/115

(71) Applicant: **VIGNAL SYSTEMS**, Corbas (FR)

* cited by examiner

(72) Inventor: **Matthieu Griesi**, Corbas (FR)

Primary Examiner — Marcus A Jackson

(73) Assignee: **VIGNAL SYSTEMS**, Corbas (FR)

(74) *Attorney, Agent, or Firm* — Oliff PLC

(**) Term: **15 Years**

(21) Appl. No.: **29/684,858**

(57) **CLAIM**

(22) Filed: **Mar. 25, 2019**

The ornamental design for a lighting system for a vehicle, as shown and described.

(30) **Foreign Application Priority Data**

DESCRIPTION

Sep. 24, 2018 (EP) 005655164

(51) **LOC (12) Cl.** **26-06**

(52) **U.S. Cl.**
USPC **D26/31**

(58) **Field of Classification Search**
USPC D26/28-36, 139
CPC F21S 48/00; F21S 48/10; F21S 48/115;
F21S 48/225; F21S 48/1233; F21S
48/1266; F21S 48/1388; F21S 48/2268;
F21V 21/04; F21V 29/004; B60Q 9/13;
B60Q 9/135; B60Q 9/1375

See application file for complete search history.

FIG. 1 is a front, left-side, top perspective view of a FIRST EMBODIMENT of the lighting system for a vehicle; FIG. 2 is a front elevational view thereof; FIG. 3 is a top plan view thereof; FIG. 4 is a right-side elevational view thereof; FIG. 5 is a left-side elevational view thereof; FIG. 6 is a rear elevational view thereof; and FIG. 7 is a bottom plan view thereof.

FIG. 8 is a front, left-side, top perspective view of a SECOND EMBODIMENT of the lighting system for a vehicle;

FIG. 9 is a front elevational view thereof; FIG. 10 is a top plan view thereof; FIG. 11 is a right-side elevational view thereof; FIG. 12 is a left-side elevational view thereof; FIG. 13 is a rear elevational view thereof; and, FIG. 14 is a bottom plan view thereof.

(56) **References Cited**

U.S. PATENT DOCUMENTS

D284,515 S * 7/1986 Beard D10/114.1
D328,142 S * 7/1992 Bell D20/10

1 Claim, 12 Drawing Sheets






FIG. 1




FIG. 2




FIG. 3




FIG. 4

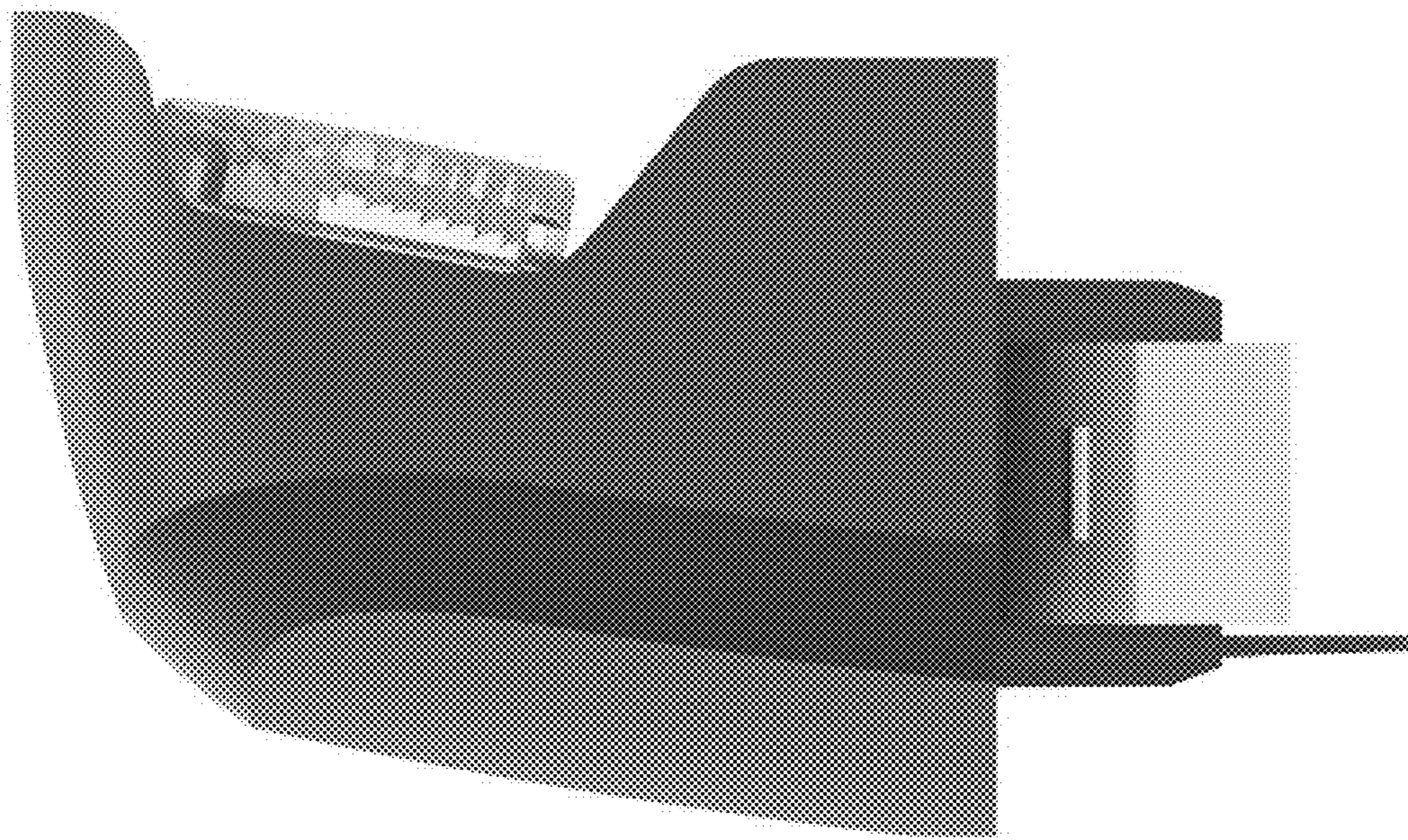


FIG. 5

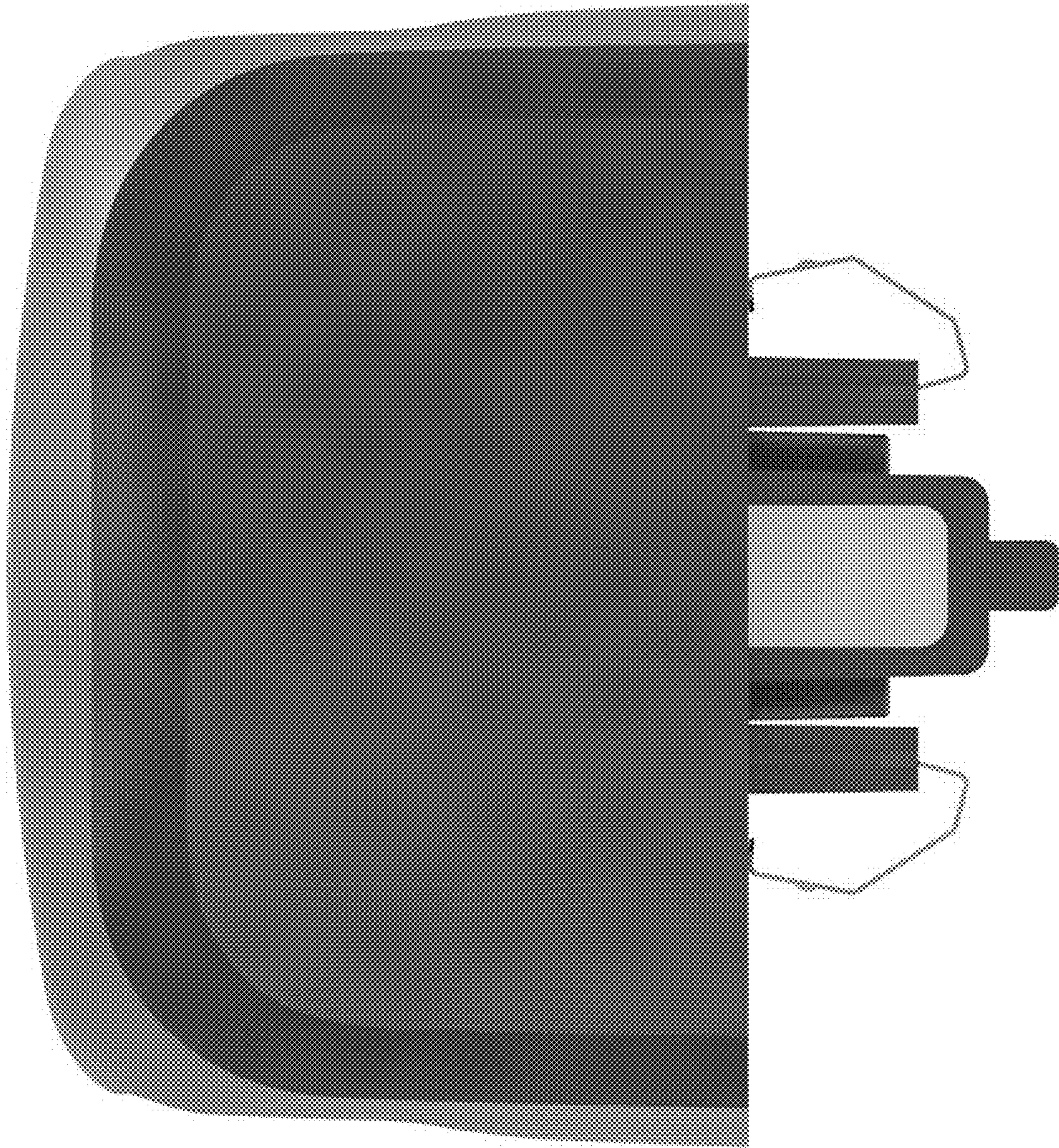


FIG. 6




FIG. 7




FIG. 8




FIG. 9




FIG. 10




FIG. 12

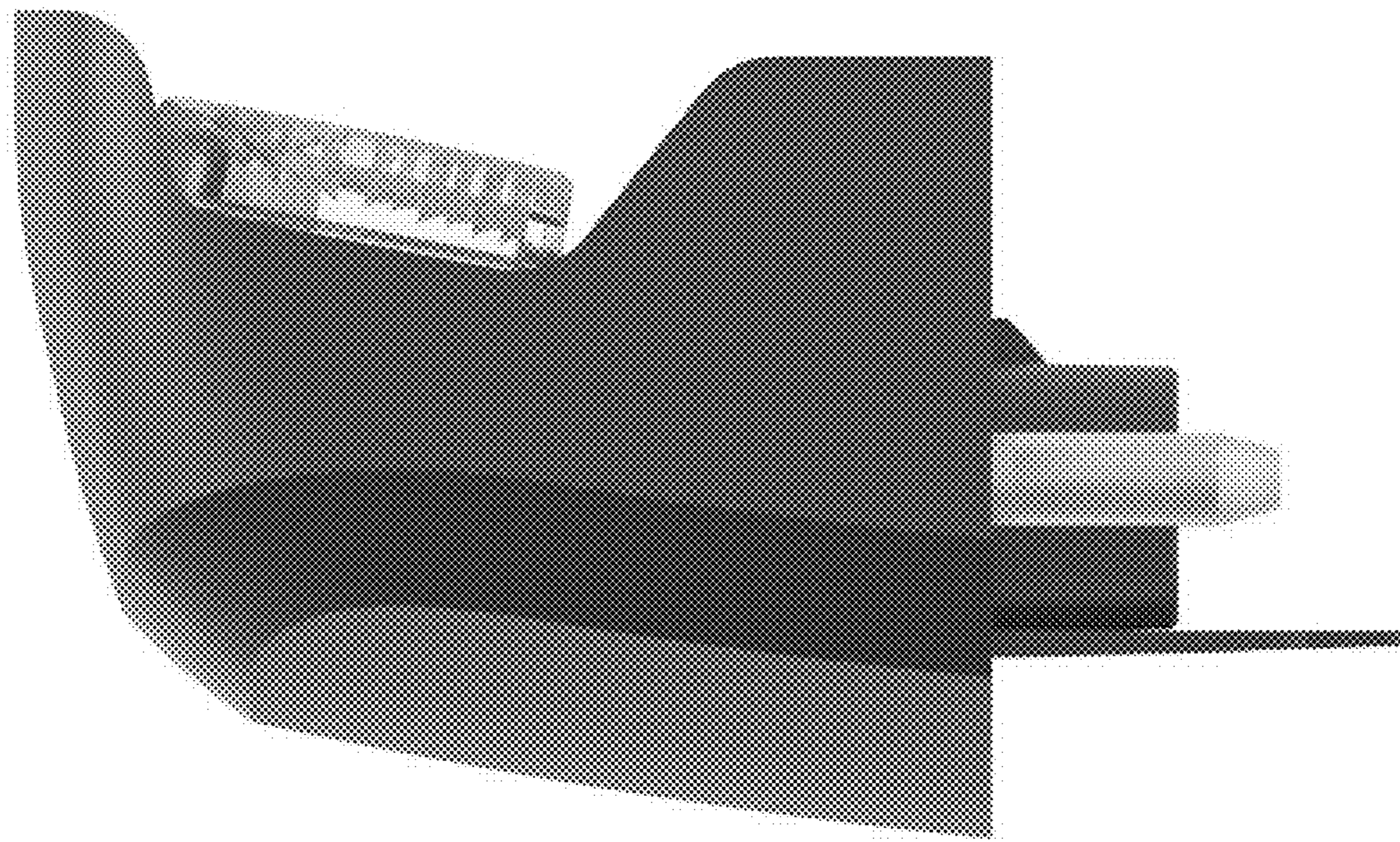


FIG. 11




FIG. 13

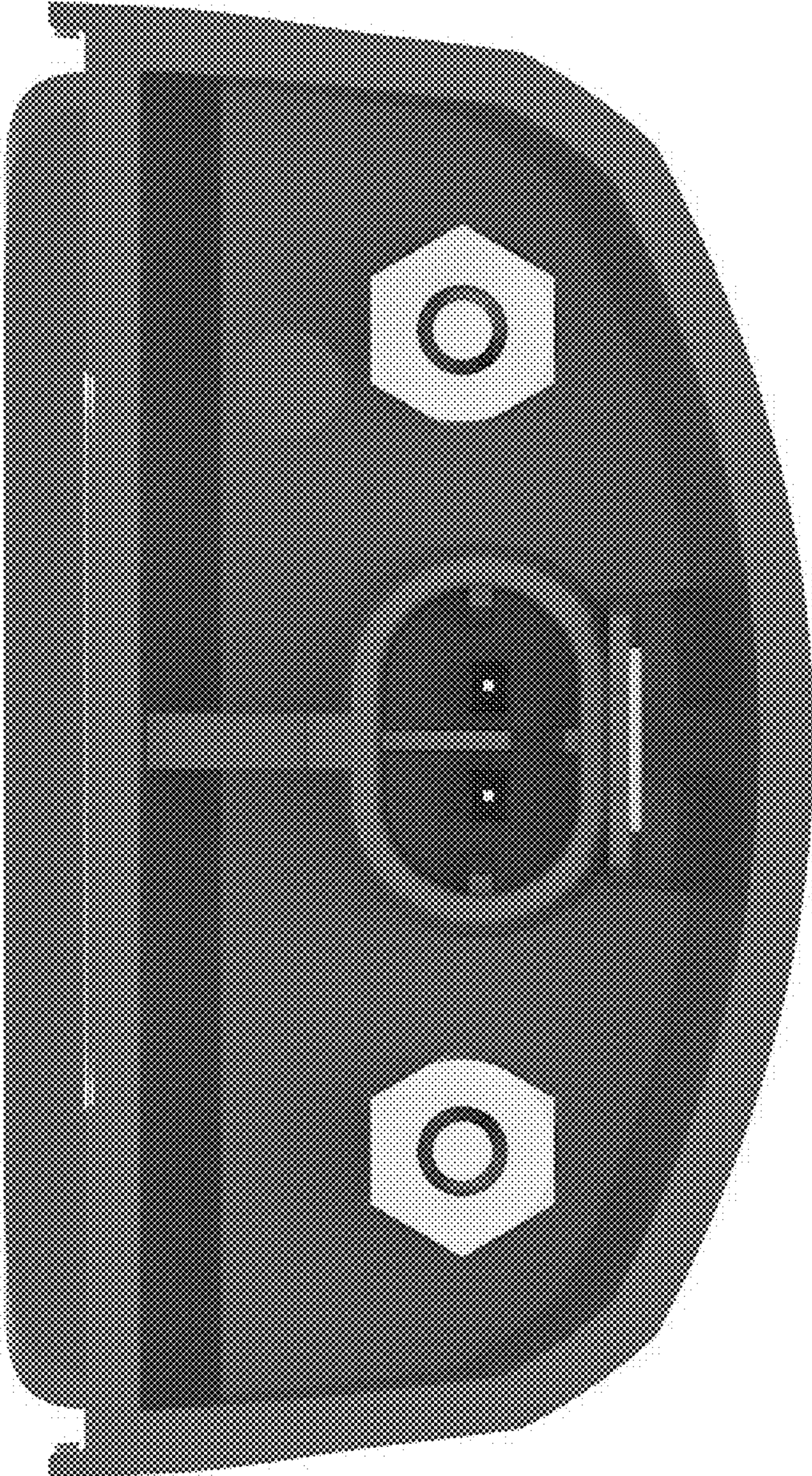


FIG. 14