



US00D891649S

(12) **United States Design Patent**
Metros et al.

(10) **Patent No.:** **US D891,649 S**
(45) **Date of Patent:** **** Jul. 28, 2020**

(54) **VEHICLE TAIL LAMP**

(71) Applicant: **Ford Global Technologies, LLC,**
Dearborn, MI (US)

(72) Inventors: **Craig Metros,** Bloomfield, MI (US);
George Bucher, Dearborn, MI (US);
James Grake, Beverly Hills, MI (US);
Andrew Bazinski, Amherstburg (CA);
Albert Kim, Northville, MI (US)

(73) Assignee: **Ford Global Technologies, LLC,**
Dearborn, MI (US)

(**) Term: **15 Years**

(21) Appl. No.: **29/685,378**

(22) Filed: **Mar. 28, 2019**

(51) **LOC (12) Cl.** **26-06**

(52) **U.S. Cl.**
USPC **D26/28**

(58) **Field of Classification Search**
USPC D26/28-36, 139
CPC F21S 48/00; F21S 48/10; F21S 48/115;
F21S 48/225; F21S 48/1233; F21S
48/1266; F21S 48/1388; F21S 48/2268;
F21V 21/04; F21V 29/004; B60Q 9/13;
B60Q 9/135; B60Q 9/1375
See application file for complete search history.

(56) **References Cited**

U.S. PATENT DOCUMENTS

D538,956 S * 3/2007 Ishii D26/28
D544,114 S * 6/2007 Ohta D26/28

D615,222 S 5/2010 Gueler et al.
D655,429 S * 3/2012 Fushimi D26/28
D660,483 S 5/2012 Gotschke et al.
D690,850 S * 10/2013 Hanaoka D26/28
D775,388 S 12/2016 Bucher et al.

FOREIGN PATENT DOCUMENTS

DE 402011006243.7 10/2011

* cited by examiner

Primary Examiner — Marcus A Jackson

(74) *Attorney, Agent, or Firm* — Vichit Chea


(57) **CLAIM**

The ornamental design for a vehicle tail lamp, as shown and described.

DESCRIPTION

FIG. 1 is a front elevational view of a vehicle tail lamp, showing our new design;
FIG. 2 is a left side elevational view thereof;
FIG. 3 is a right side elevational view thereof;
FIG. 4 is a top plan view thereof;
FIG. 5 is a bottom plan view thereof;
FIG. 6 is a top, front, and left side perspective view thereof; and,
FIG. 7 is a bottom, front, and left side perspective view thereof.

1 Claim, 7 Drawing Sheets






Fig.1




Fig. 2

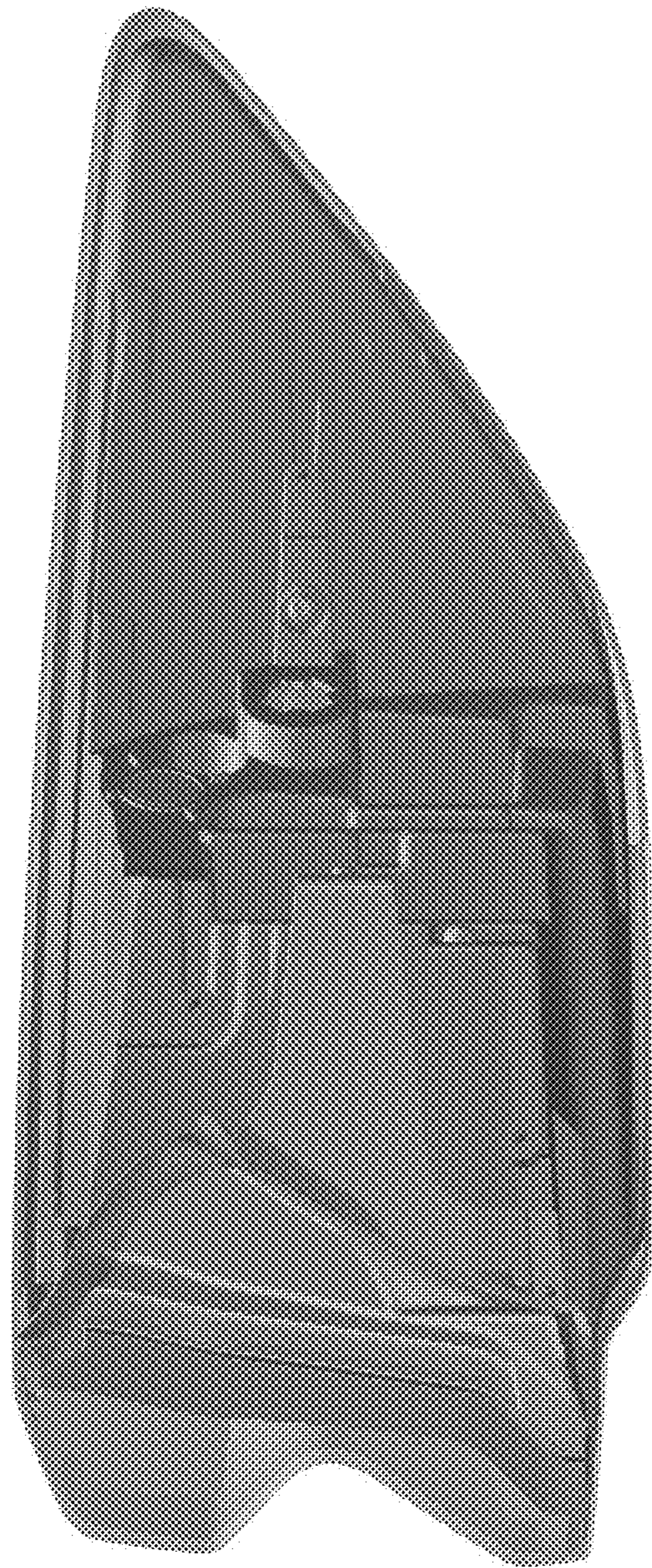


Fig. 3



Fig.4

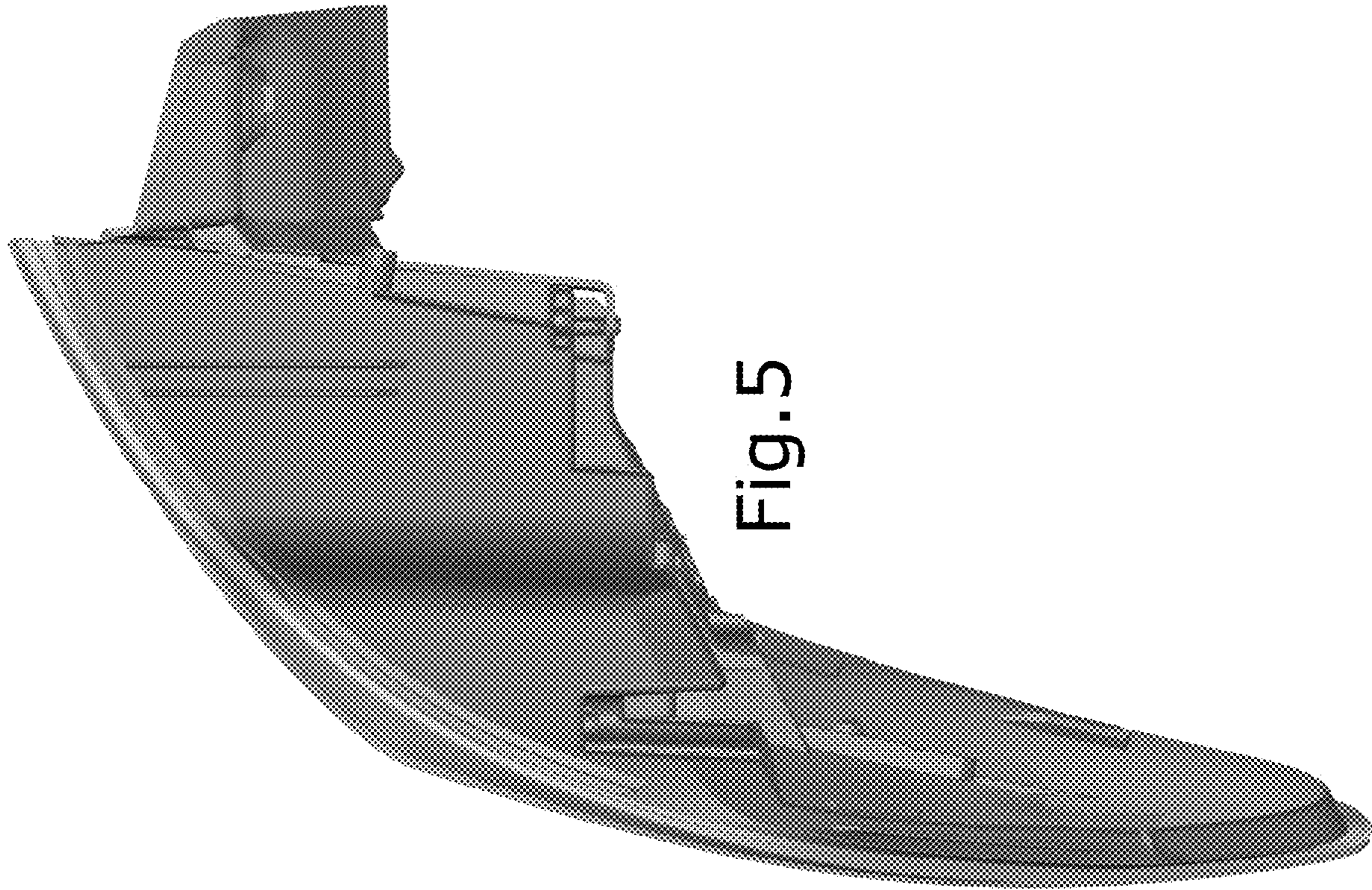


Fig. 5




Fig. 6




Fig. 7