



US00D891639S

(12) **United States Design Patent** (10) **Patent No.:** **US D891,639 S**
Hernandez-Sanabria (45) **Date of Patent:** **** Jul. 28, 2020**

(54) **FENCE PANEL**

(71) Applicant: **Lazaro Hernandez-Sanabria**, Miami, FL (US)

(72) Inventor: **Lazaro Hernandez-Sanabria**, Miami, FL (US)

(**) Term: **15 Years**

(21) Appl. No.: **29/651,384**

(22) Filed: **Jul. 3, 2018**

(51) **LOC (12) Cl.** **25-01**

(52) **U.S. Cl.**
USPC **D25/38.1**

(58) **Field of Classification Search**
USPC ... D25/38.1, 39-44, 58, 138, 141, 143, 144, D25/159, 161, 162, 164, 199
CPC . E04H 17/165; E04H 17/168; E04H 17/1413; E04H 2017/1452; E04H 2017/1465; E01F 8/0017; E01F 8/0035; E04C 2/322
See application file for complete search history.

(56) **References Cited**

U.S. PATENT DOCUMENTS

2,809,017 A * 10/1957 Wong E04H 17/143
256/73
D196,840 S * 11/1963 Case D25/42

D238,898 S * 2/1976 Landis D25/119
D270,092 S * 8/1983 Lacasse D25/123
D275,705 S * 9/1984 Gabriel D25/125
D526,726 S * 8/2006 Bragg D25/141
D748,289 S * 1/2016 Kamil D25/141
D831,234 S * 10/2018 Clayton D25/141
D831,235 S * 10/2018 Clayton D25/141
D851,782 S * 6/2019 Mann D25/38.1

* cited by examiner

Primary Examiner — Leanne Was-Englehart


(57) **CLAIM**

The ornamental design for a fence panel, as shown and described.

DESCRIPTION

FIG. 1 is a perspective of a fence panel.
FIG. 2 is an enlarged detail view taken from FIG. 1.
FIG. 3 is a perspective view.
FIG. 4 is an enlarged detail view taken from FIG. 3.
FIG. 5 is a top view.
FIG. 6 is a bottom view.
FIG. 7 is a front view; and,
FIG. 8 is a rear view.
The broken lines circle depict the limits of the enlarged/ detail views and form no part of the claimed design.

1 Claim, 3 Drawing Sheets






FIG 1




FIG 3

FIG 2

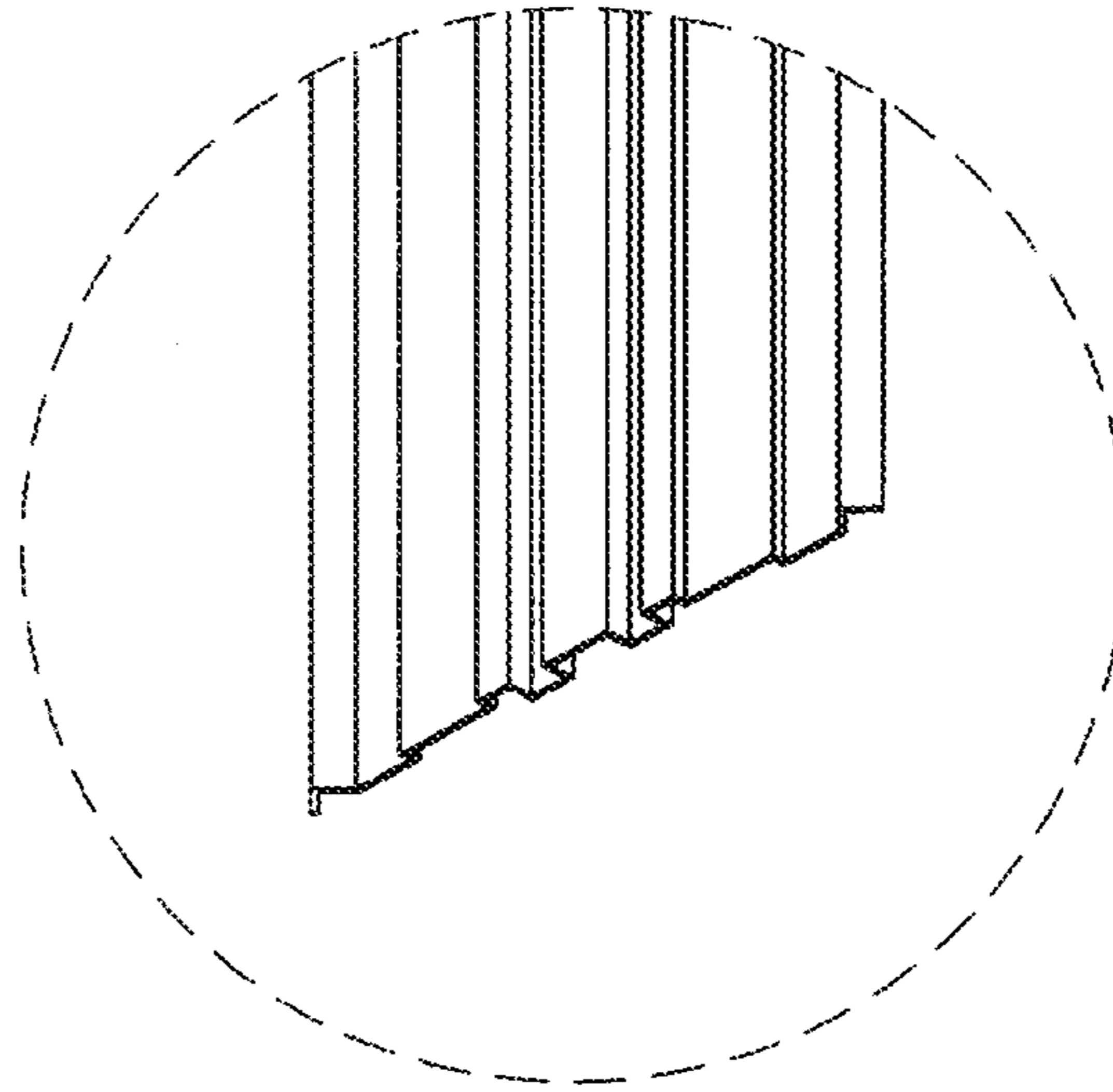


FIG 4

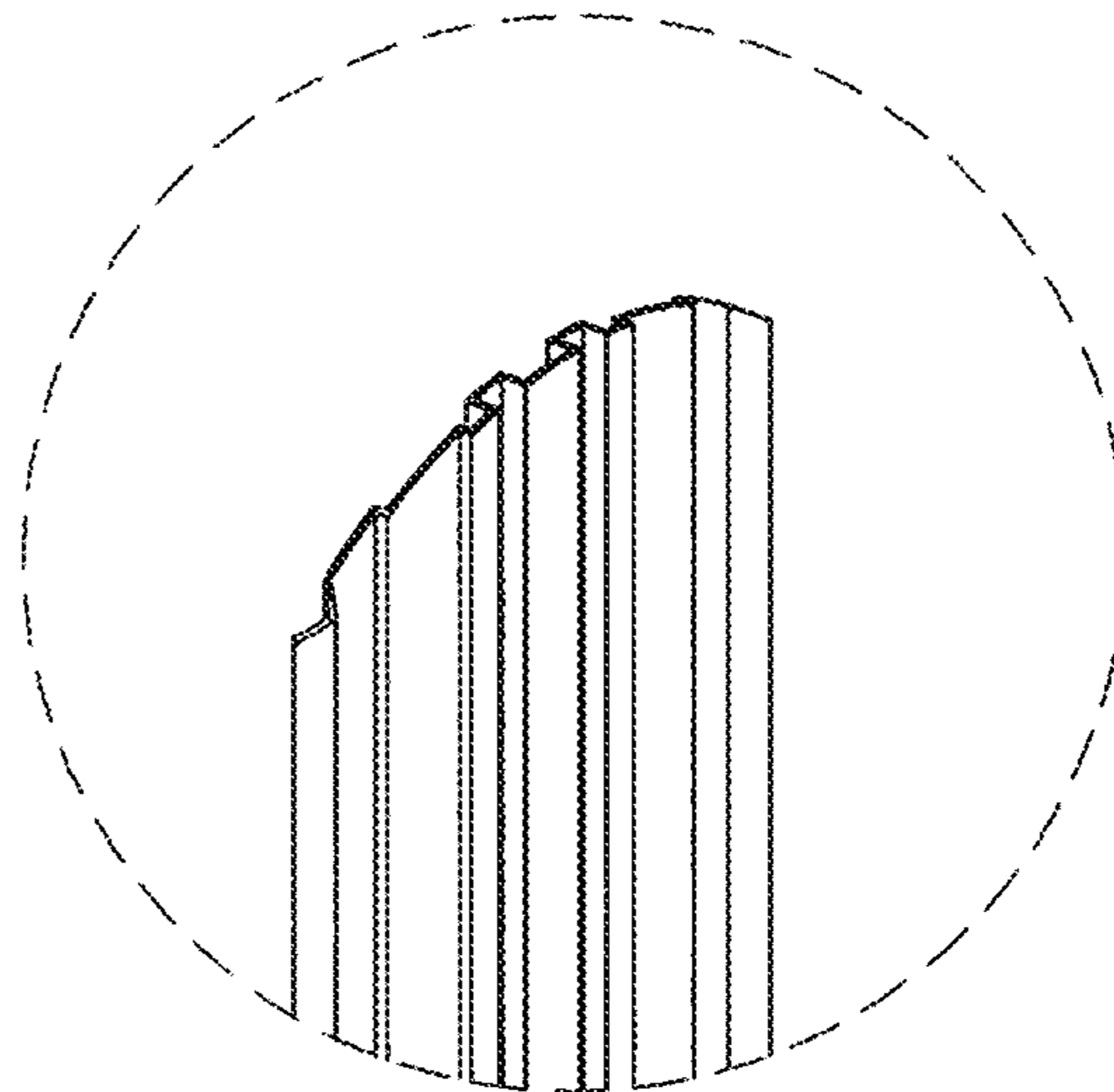


FIG 5




FIG 7




FIG 6



FIG 8