



US00D891630S

(12) **United States Design Patent** (10) **Patent No.:** **US D891,630 S**  
**Dénommée et al.** (45) **Date of Patent:** **\*\* Jul. 28, 2020**

(54) **LIGHT EMITTING APPARATUS FOR ALERTNESS STIMULATION**

(71) Applicant: **UNIVERSITÉ LAVAL**, Quebec (CA)

(72) Inventors: **Jacques Dénommée**, Montreal (CA);  
**Stéphan Demers**, Levis (CA); **Marc Hébert**, Quebec (CA)

(73) Assignee: **UNIVERSITÉ LAVAL**, Quebec (CA)

(\*\*) Term: **15 Years**

(21) Appl. No.: **35/506,998**

(22) Filed: **Nov. 27, 2018**

(80) **Hague Agreement Data**

Int. Filing Date: **Nov. 27, 2018**

Int. Reg. No.: **DM/201598**

Int. Reg. Date: **Nov. 27, 2018**

Int. Reg. Pub. Date: **Jun. 28, 2019**

(51) **LOC (12) Cl.** ..... **26-06**

(52) **U.S. Cl.**  
 USPC ..... **D24/210**

(58) **Field of Classification Search**  
 USPC ..... D14/341, 138 AA, 138 AD, 138 C,  
 D14/138 G; D24/209, 210; D26/1, 24,  
 D26/51, 104, 106  
 CPC ..... A61N 5/0616; A61N 5/0618; A61N  
 2005/065; A61N 2005/0651; A61N  
 2005/0652; A61N 2005/0653; A61N  
 2005/0654; A61N 2005/0655; A61N  
 2005/0664; A61N 2005/0665

See application file for complete search history.

(56) **References Cited**

U.S. PATENT DOCUMENTS

1,315,457 A *	9/1919	Benedict .....	F21L 4/005 362/135
D361,633 S *	8/1995	Chabria .....	D26/37
D570,346 S *	6/2008	Suk .....	D14/138 AD
D580,430 S *	11/2008	Wei .....	D14/341
D641,490 S *	7/2011	Fernie .....	D24/210
D760,913 S *	7/2016	Douglas .....	F21L 4/005 D24/210
D840,545 S *	2/2019	Dovrin .....	D24/209
D875,265 S *	2/2020	Li .....	D24/210
D879,984 S *	3/2020	Hu .....	D24/209

\* cited by examiner

*Primary Examiner* — George D. Kirschbaum

*Assistant Examiner* — Joseph J Kukella

(57) **CLAIM**

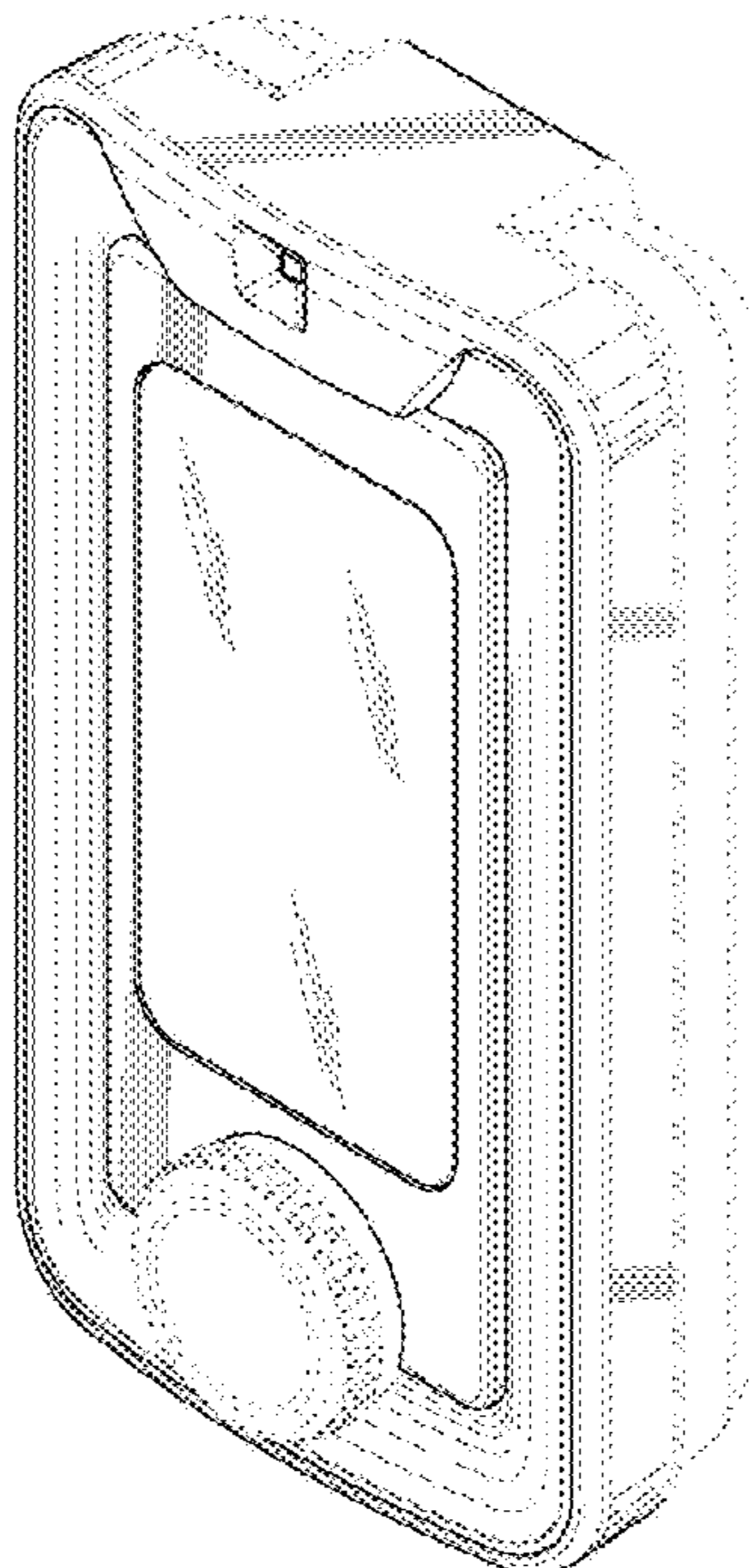
The ornamental design for a light emitting apparatus for alertness stimulation, as shown and described.

**DESCRIPTION**

1. Light emitting apparatus for alertness stimulation
- 1.1 : Perspective view
- 1.2 : Front view
- 1.3 : Back view
- 1.4 : Right view
- 1.5 : Left view
- 1.6 : Top view
- 1.7 : Bottom view

The design consists of the features of shape and configuration of the article shown in the drawings; the portions shown in stippled lines form no part of the claimed design.

**1 Claim, 7 Drawing Sheets**



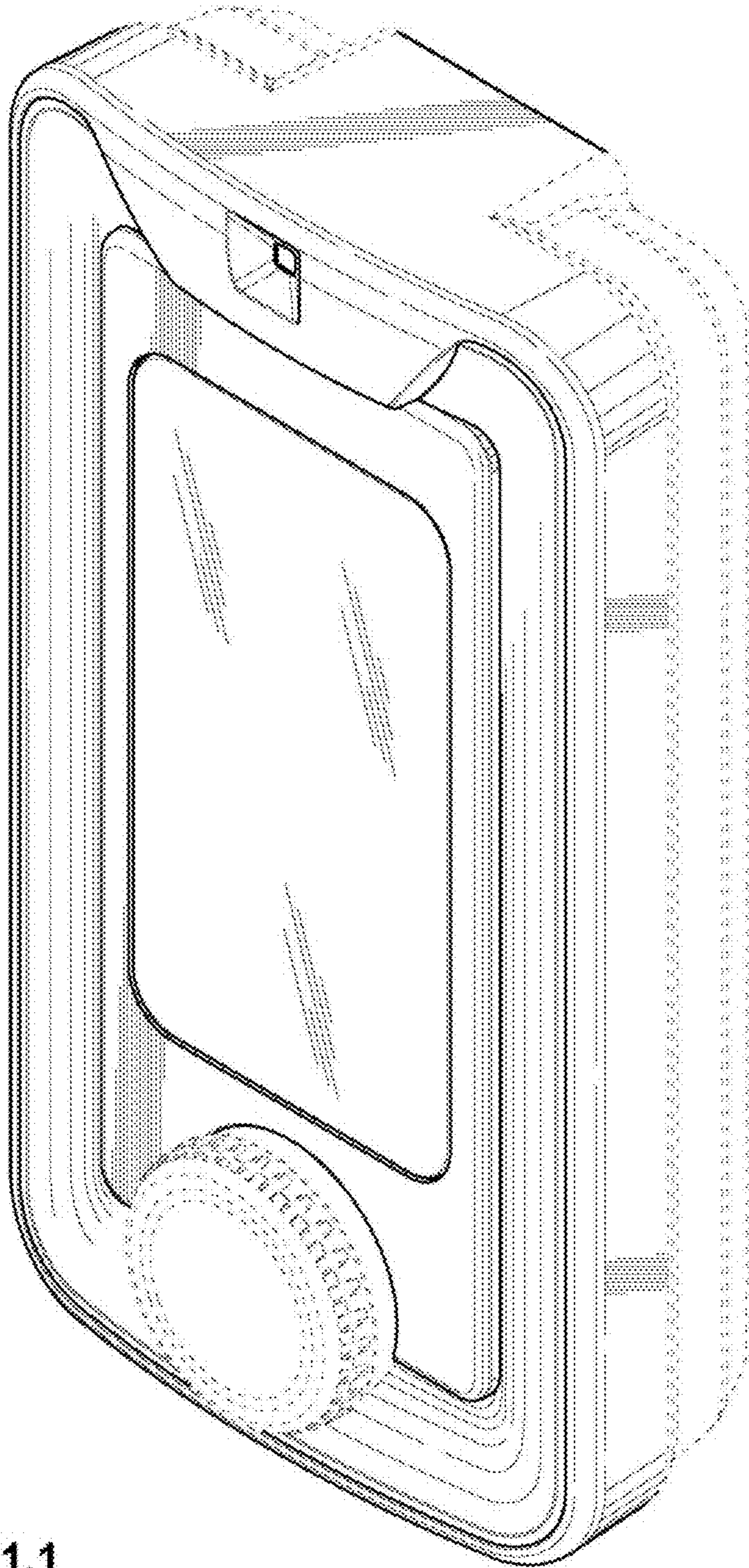


FIG. 1.1

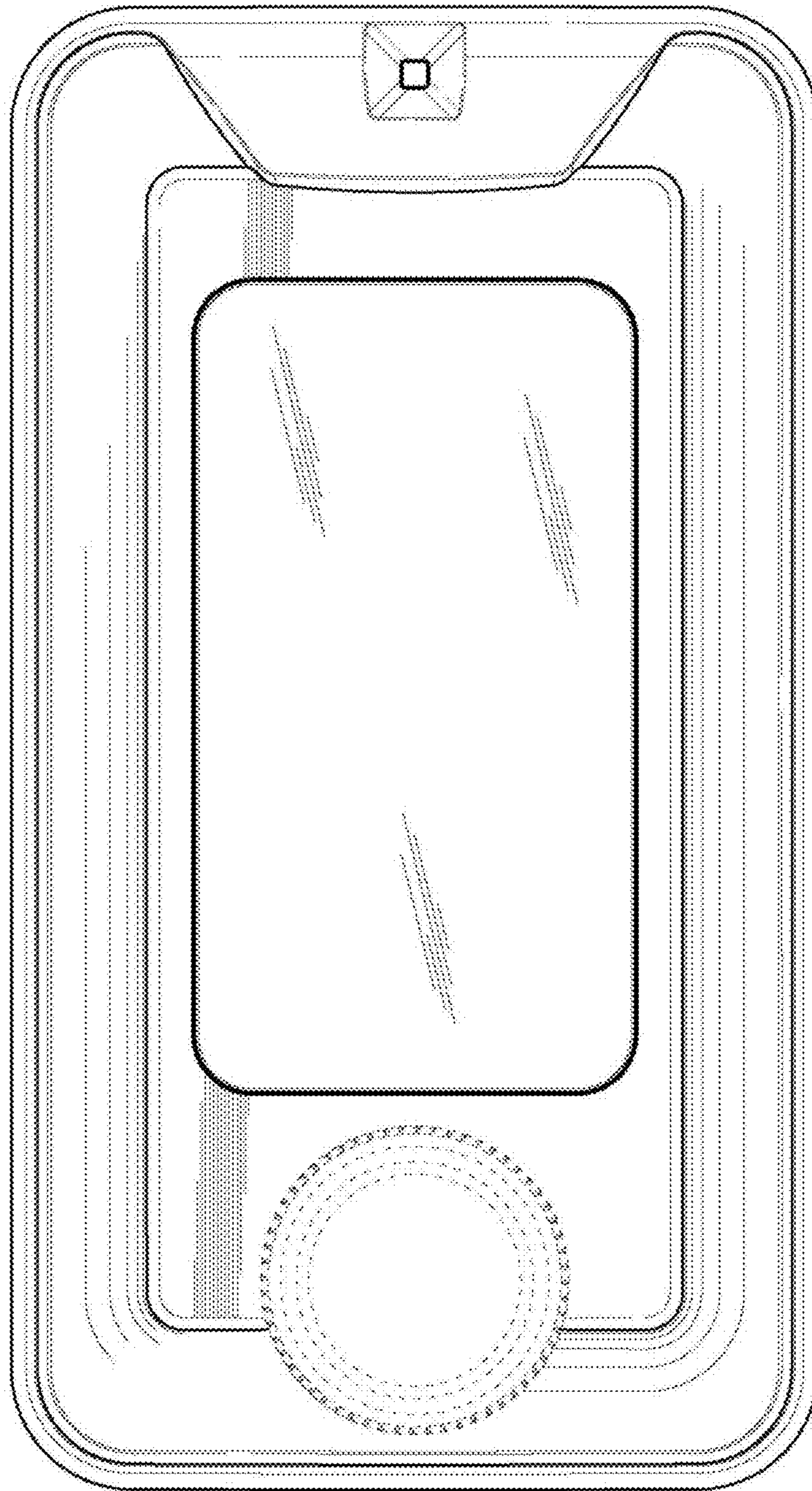


FIG. 1.2

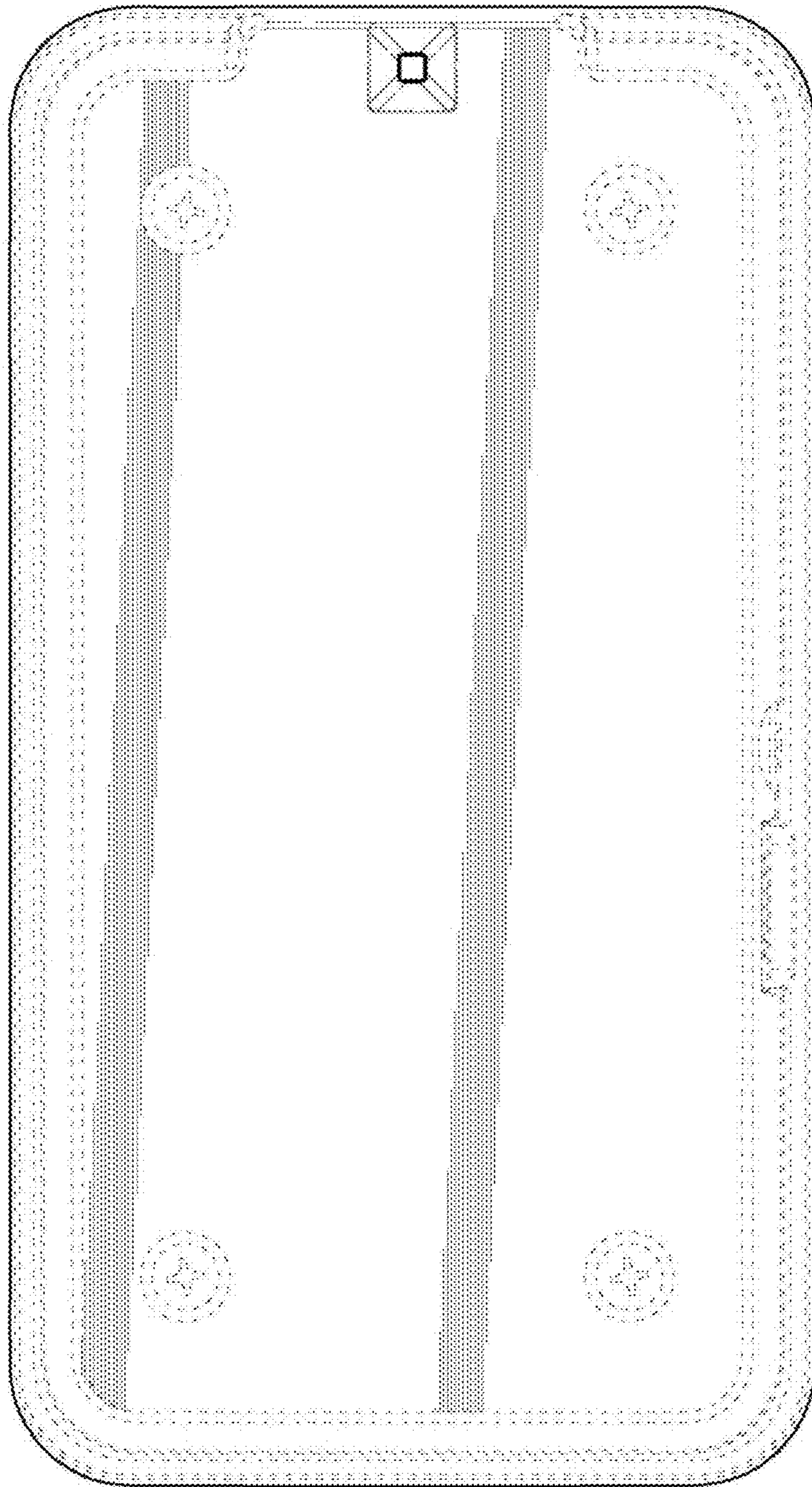


FIG. 1.3




FIG. 1.4




FIG. 1.5

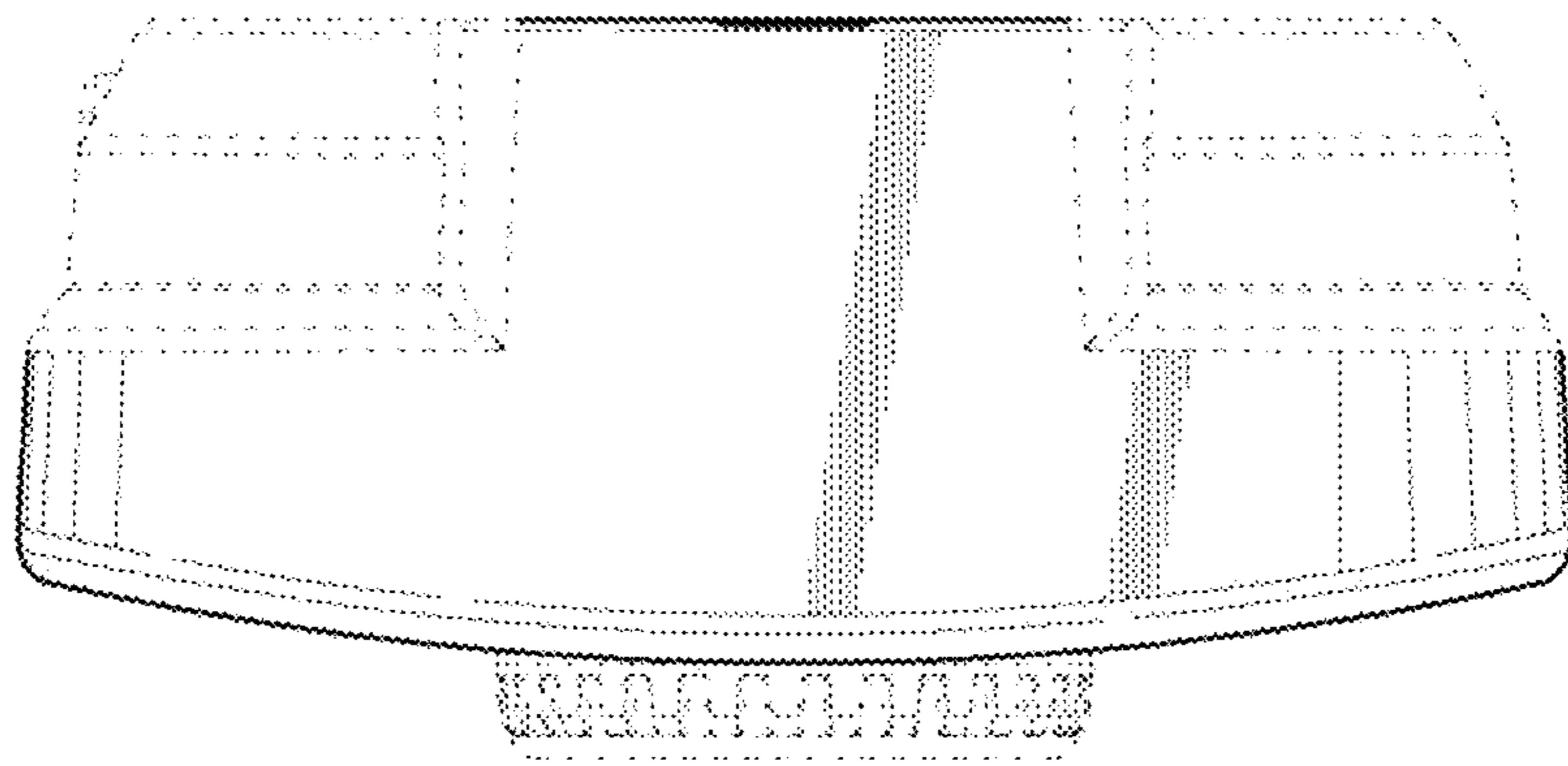


FIG. 1.6

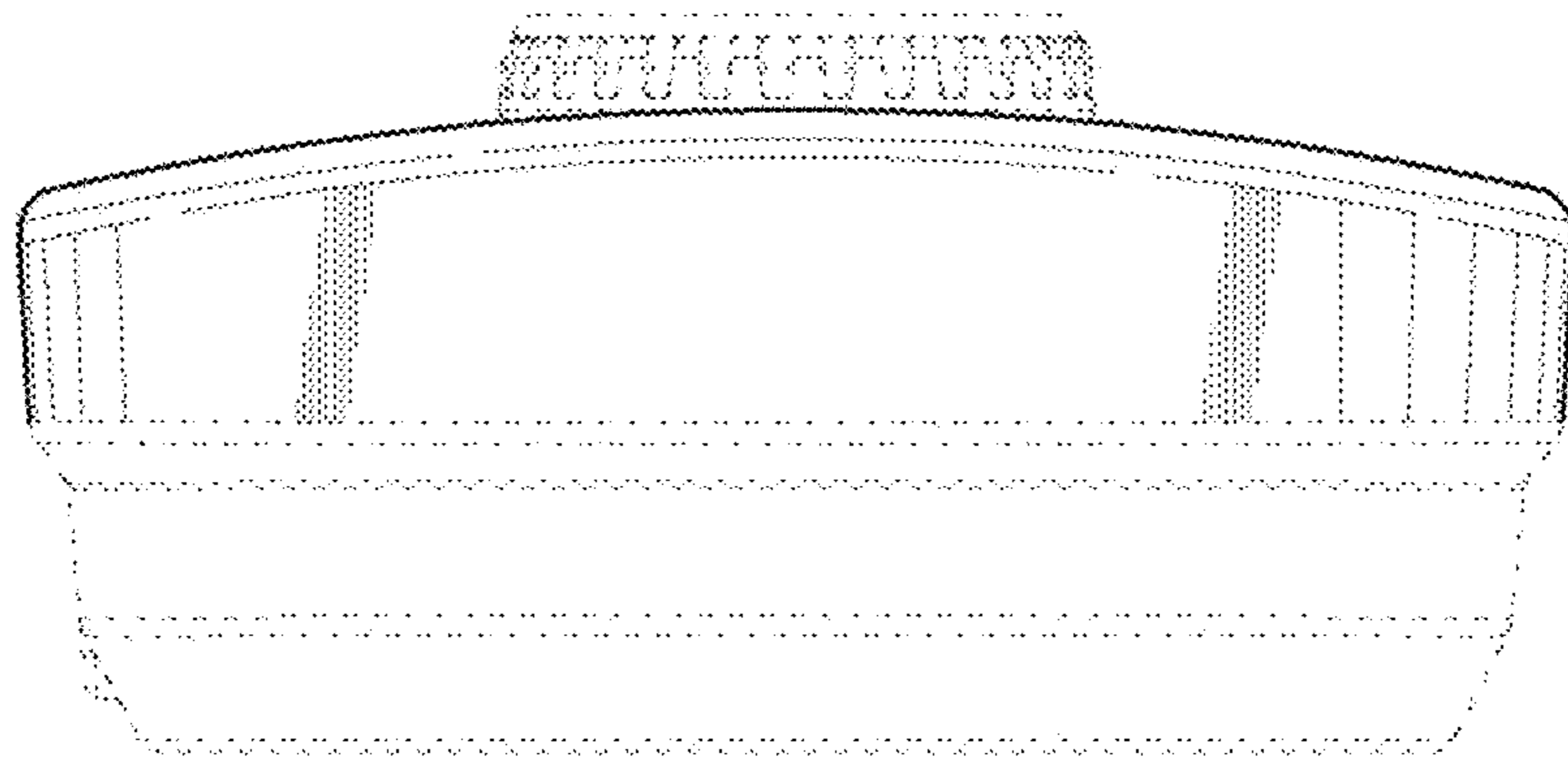


FIG. 1.7