



US00D891606S

(12) **United States Design Patent** (10) **Patent No.:** **US D891,606 S**
Baker et al. (45) **Date of Patent:** **** Jul. 28, 2020**

(54) **MANTEL FRAME**

(71) Applicants: **Michael T. Baker**, Germantown, TN
(US); **Gener J. Yuson**, Ho Chi Minh
(VN)

(72) Inventors: **Michael T. Baker**, Germantown, TN
(US); **Gener J. Yuson**, Ho Chi Minh
(VN)

(**) Term: **15 Years**

(21) Appl. No.: **29/676,619**

(22) Filed: **Jan. 11, 2019**

(51) **LOC (12) Cl.** **23-03**

(52) **U.S. Cl.**
USPC **D23/404**

(58) **Field of Classification Search**
USPC D23/410, 404, 403, 387, 386; D6/675,
D6/675.1, 675.2, 675.3, 673, 681.1;
D26/51; 211/87.01; 294/68.3
CPC B65G 1/04; A47F 1/04
See application file for complete search history.

(56) **References Cited**

U.S. PATENT DOCUMENTS

3,157,424 A * 11/1964 Hall B65G 1/0442
294/68.3
D233,294 S * 10/1974 Goulder D6/675.3
D236,676 S * 9/1975 Urti D6/675.1
D244,077 S * 4/1977 Saltz D6/675.1
D294,542 S * 3/1988 Hill D26/58
D329,765 S * 9/1992 Ackley D6/681.1
D330,472 S * 10/1992 Wells D6/675.1
D340,369 S * 10/1993 Dokoupil D6/675
D365,226 S * 12/1995 Goebel D6/675.2
D393,381 S * 4/1998 Santoro D6/675.1
D447,361 S * 9/2001 Adler D6/675.1

D493,048 S * 7/2004 Moon D6/675.1
D525,051 S * 7/2006 Kuelbs D6/675.2
D670,420 S * 11/2012 Hui D26/51
8,973,767 B1 * 3/2015 Stearns A47B 81/00
211/134
D730,089 S * 5/2015 Carbone D6/675.1

FOREIGN PATENT DOCUMENTS

JP D1607885 * 7/2017

OTHER PUBLICATIONS

RiverRidge X-Frame, review Date Jan. 9, 2013[online], [site visited Jun. 3, 2020]. Available from internet, URL:<<https://www.amazon.com/RiverRidge-Frame-Collection-4-Shelf-Storage/dp/B001SMIO2U>> (Year: 2013).*

* cited by examiner

Primary Examiner — Barbara Fox
Assistant Examiner — Jamaal Rasheed
(74) *Attorney, Agent, or Firm* — Spilman Thomas & Battle, PLLC; William P. Smith

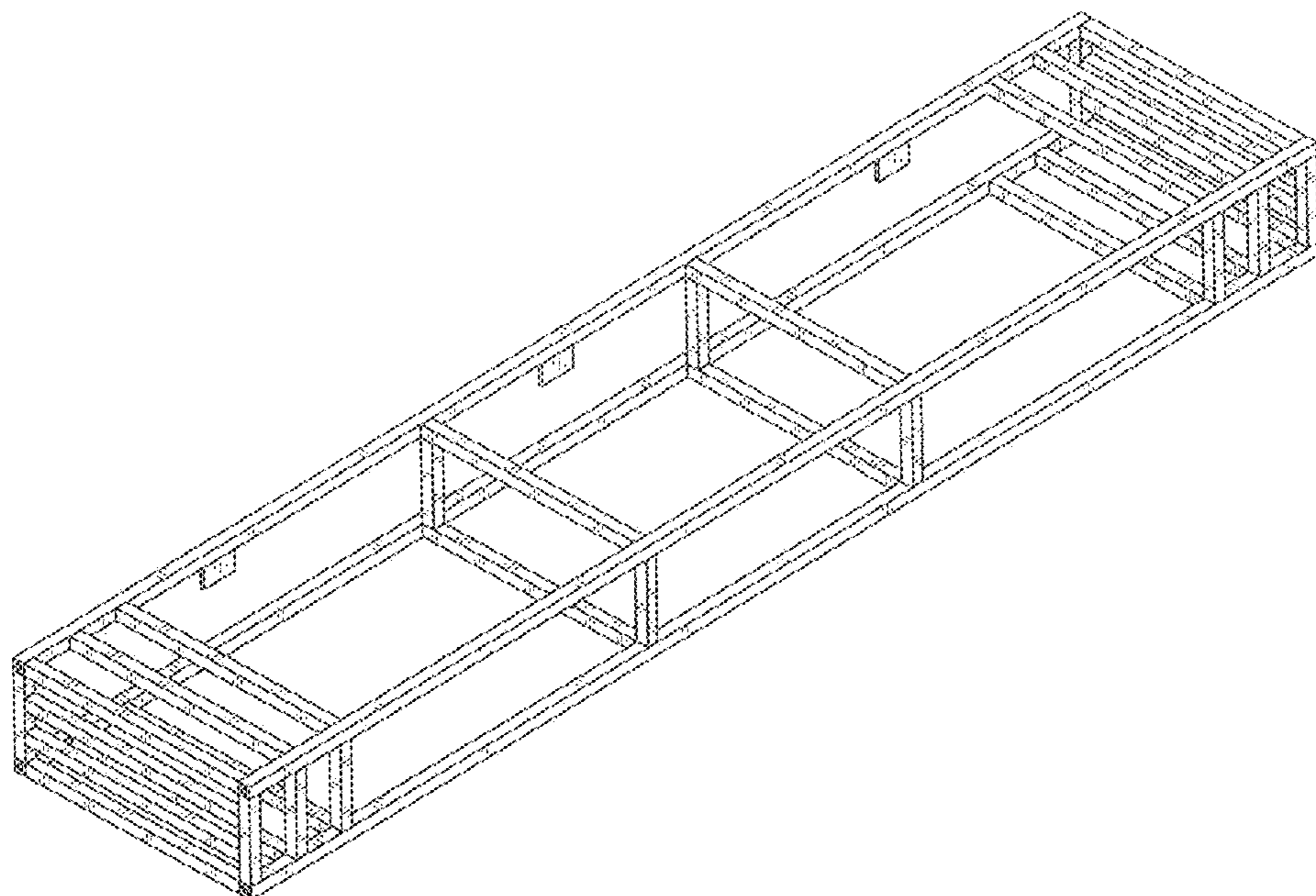
(57) **CLAIM**

The ornamental design for the mantel frame, as shown and described.

DESCRIPTION

FIG. 1 is a front side perspective view of the mantel frame showing our new design;
FIG. 2 is a front side view thereof;
FIG. 3 is a rear side view thereof;
FIG. 4 is a right side view thereof;
FIG. 5 is a left side view thereof; and
FIG. 6 is a top side view thereof; and,
FIG. 7 is a bottom side view thereof.

1 Claim, 7 Drawing Sheets



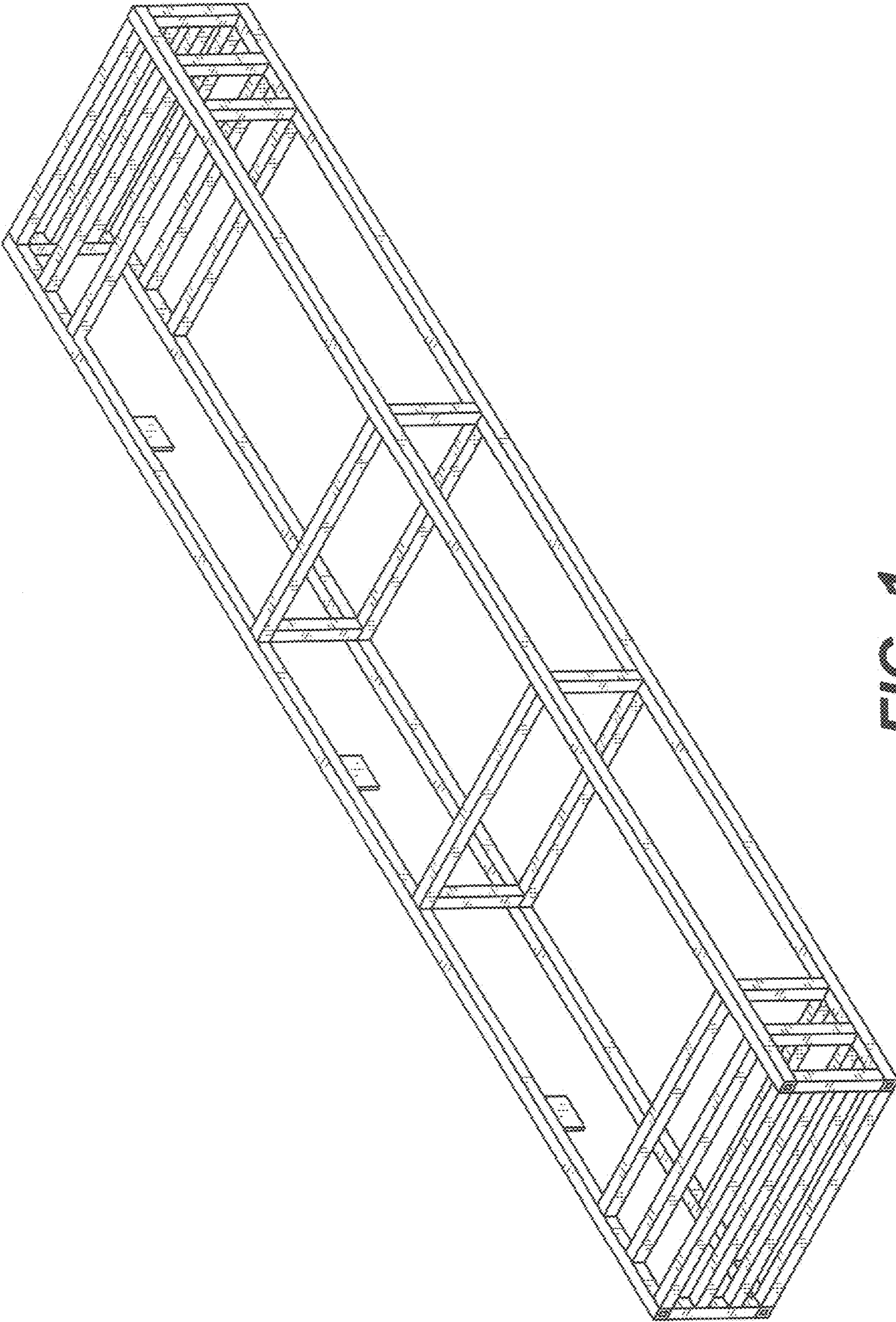


FIG. 1

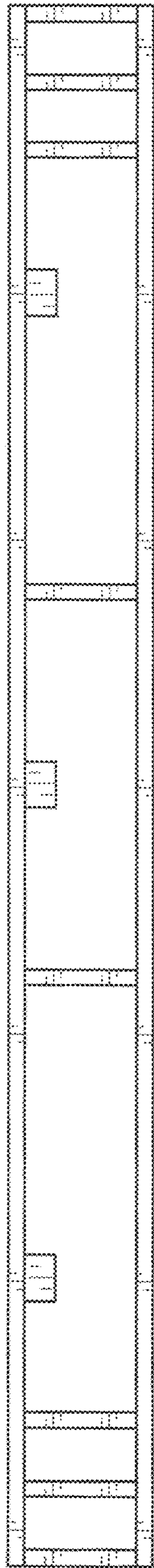


FIG. 2

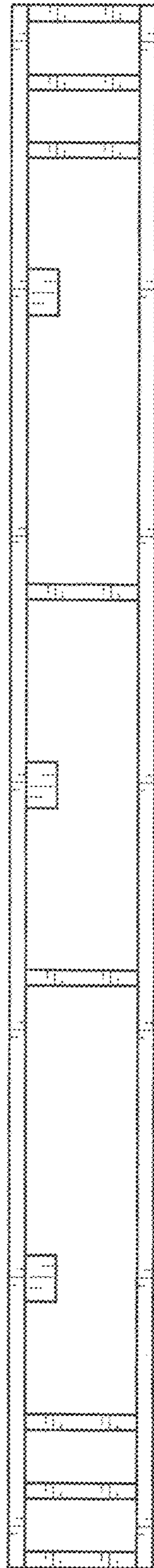


FIG. 3




FIG. 4




FIG. 5




FIG. 6




FIG. 7