



US00D891605S

(12) **United States Design Patent** (10) **Patent No.:** **US D891,605 S**
Bacon (45) **Date of Patent:** **** Jul. 28, 2020**

(54) **FLARE STACK**
(71) Applicant: **David Bacon**, Bastrop, TX (US)
(72) Inventor: **David Bacon**, Bastrop, TX (US)
(**) Term: **15 Years**
(21) Appl. No.: **29/669,314**
(22) Filed: **Nov. 7, 2018**

D714,698 S * 10/2014 Hsu D12/194
D744,619 S * 12/2015 Renzoni D23/266
D770,599 S * 11/2016 Daughters D23/259
D807,478 S * 1/2018 Bacon D23/266
D810,644 S * 2/2018 Welter D12/194
D829,623 S * 10/2018 Anderson D12/194
D875,632 S * 2/2020 Anderson D12/194

FOREIGN PATENT DOCUMENTS

KR 3020180001113 * 8/2018

OTHER PUBLICATIONS

1987-93 Mustang On3 Y Pipe Kit, review Date Sep. 19, 2015[online], [site visited Apr. 28, 2020]. Available from internet, URL:<<https://lmr.com/item/LRS-YPF/on3-mustang-y-pipe-kit-8793>> (Year: 2015).*

* cited by examiner

Primary Examiner — Barbara Fox

Assistant Examiner — Jamaal Rasheed

(74) *Attorney, Agent, or Firm* — Bushman Werner, P.C.

Related U.S. Application Data

(63) Continuation-in-part of application No. 16/108,534, filed on Aug. 22, 2018, which is a continuation-in-part of application No. 15/587,960, filed on May 5, 2017, now Pat. No. 10,584,873.
(51) **LOC (12) Cl.** **23-03**
(52) **U.S. Cl.**
USPC **D23/394**
(58) **Field of Classification Search**
USPC D23/263, 266, 393, 394; D12/194;
D15/5; 60/288, 322
CPC F01N 7/18; F01N 7/14; F01N 3/00; F01N 3/06; F01N 3/18; F01N 3/20; F01N 3/24; F01N 3/26
See application file for complete search history.

(57) **CLAIM**

The ornamental design for a flare stack, as shown and described.

DESCRIPTION

FIG. 1 is a perspective view of a flare stack showing a new design.

FIG. 2 is a first side elevational view thereof.

FIG. 3 is a front elevational view thereof.

FIG. 4 is a second side elevational view thereof.

FIG. 5 is a rear elevational view thereof.

FIG. 6 is a top plan view thereof; and,

FIG. 7 is a bottom plan view thereof.

The broken lines shown in the drawings are included for the purpose of illustrating portions of the article that form no part of the claimed design.

1 Claim, 3 Drawing Sheets

(56) **References Cited**

U.S. PATENT DOCUMENTS

3,916,623 A * 11/1975 Heide F01N 3/06
60/288
4,031,700 A * 6/1977 Yamazaki F01N 13/14
60/322
4,192,142 A * 3/1980 Haegele F01N 13/1811
60/322
D255,112 S * 5/1980 Alexander D12/194
D266,168 S * 9/1982 Lindbrandt D15/5
D289,766 S * 5/1987 Evans D12/194
D484,513 S * 12/2003 Grudynski, III D15/5
D624,474 S * 9/2010 Hsu D12/194




FIG. 1

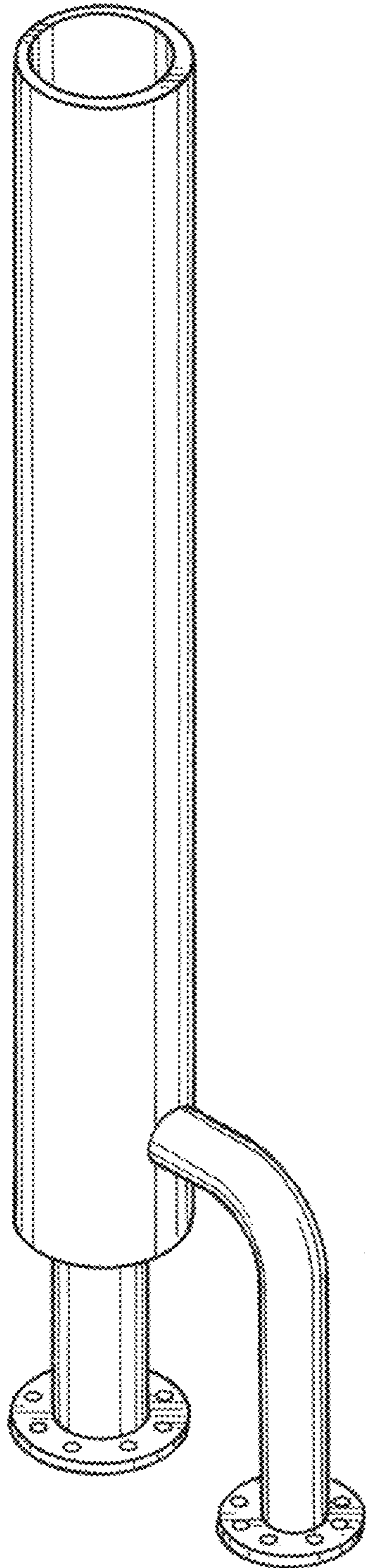


FIG. 2

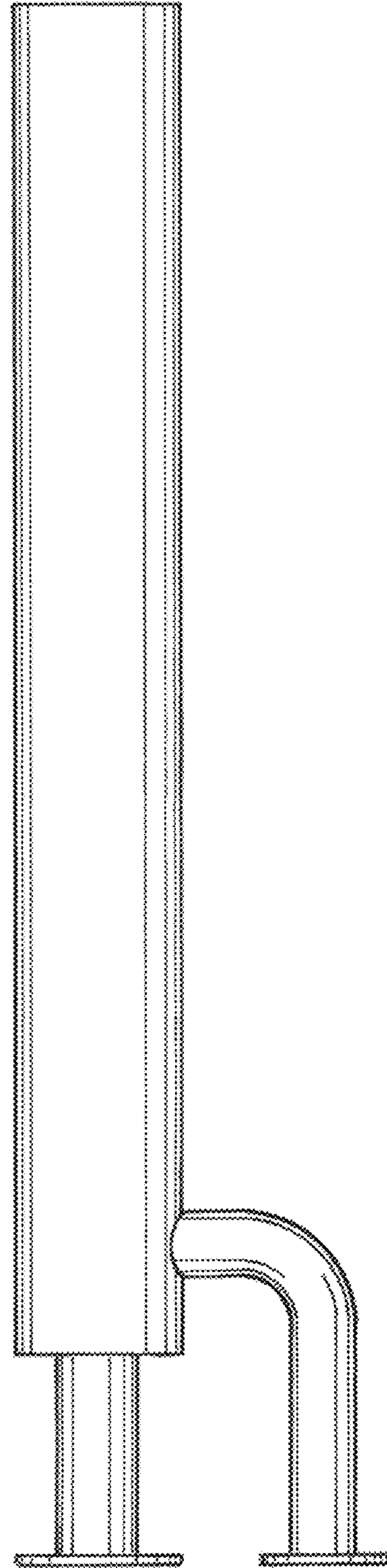


FIG. 3




FIG. 4




FIG. 5




FIG. 6

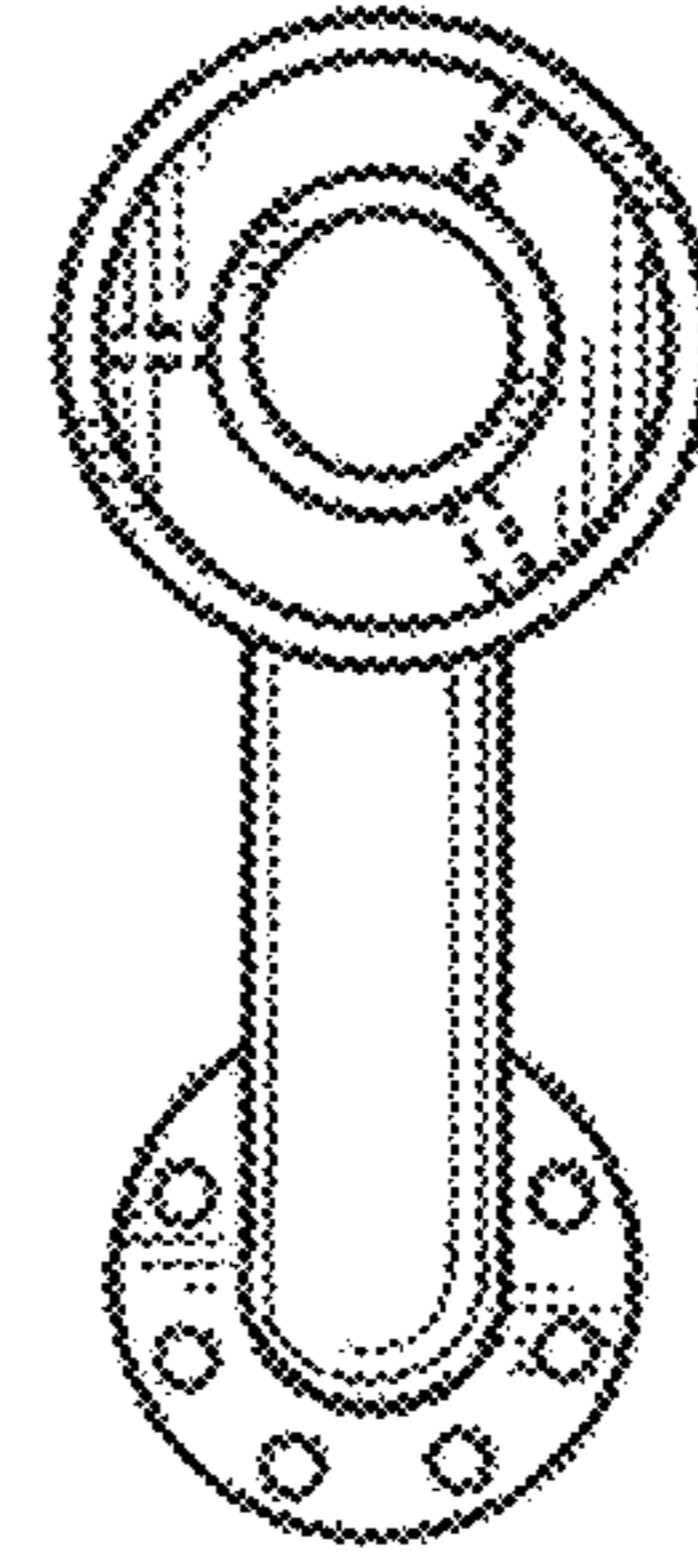


FIG. 7

