



US00D891599S

(12) **United States Design Patent** (10) **Patent No.:** **US D891,599 S**  
**Li et al.** (45) **Date of Patent:** **\*\* Jul. 28, 2020**

(54) **AIR PURIFIER**  
(71) Applicant: **3M INNOVATIVE PROPERTIES COMPANY**, St. Paul, MN (US)  
(72) Inventors: **Man Li**, Shanghai (CN); **Liliang Liu**, Shanghai (CN); **Xuefeng Sun**, Shanghai (CN); **Kin Hang Siu**, Shanghai (CN)  
(73) Assignee: **3M Innovative Properties Company**, St. Paul, MN (US)

D668,749 S \* 10/2012 Thomas ..... D23/356  
D780,900 S \* 3/2017 Dichraff ..... D23/364  
D799,015 S \* 10/2017 Tang ..... D23/364  
D810,906 S \* 2/2018 Yoon ..... D23/364  
D829,875 S \* 10/2018 Stanhope ..... D23/365  
D835,248 S \* 12/2018 Echeverri ..... D23/364  
D840,012 S \* 2/2019 Zhou ..... D23/359  
D844,766 S \* 4/2019 Miao ..... D23/364  
D853,544 S \* 7/2019 Vu ..... D23/364  
D861,145 S \* 9/2019 Fang ..... D23/333  
D876,599 S \* 2/2020 He ..... D23/364

**FOREIGN PATENT DOCUMENTS**

(\*\*) Term: **15 Years**

CN 304987503 1/2019

(21) Appl. No.: **29/687,337**

\* cited by examiner

(22) Filed: **Apr. 12, 2019**

*Primary Examiner* — David G Muller

(51) **LOC (12) Cl.** ..... **23-04**

(74) *Attorney, Agent, or Firm* — Kevin Weber

(52) **U.S. Cl.**  
USPC ..... **D23/364**

(57) **CLAIM**

(58) **Field of Classification Search**  
USPC ..... D23/355-366, 352, 369, 332, 333, 335,  
D23/336, 342, 351; 422/120, 122;  
55/356, 473, 504; 96/97; 261/DIG. 17,  
261/DIG. 65, DIG. 88, DIG. 31  
CPC .. A61L 9/16; A61L 9/22; B01D 47/00; B01D  
47/027; B01D 2221/02; B01D 2259/4508;  
B03C 3/155; B03C 3/368; F24F 3/16;  
F24F 13/20; F24F 13/28; F24F  
2001/0096

The ornamental design for an air purifier, as shown and described.

See application file for complete search history.

**DESCRIPTION**


(56) **References Cited**

FIG. 1 is a perspective view showing the new design for an air purifier;  
FIG. 2 is a front view thereof;  
FIG. 3 is a rear view thereof;  
FIG. 4 is a left side view thereof;  
FIG. 5 is a right side view thereof;  
FIG. 6 is a top view thereof; and,  
FIG. 7 is a bottom view thereof.  
The portions of the air purifier in FIGS. 1-7 shown in broken lines are included to show features that form no part of the claimed design.

**U.S. PATENT DOCUMENTS**

D534,639 S \* 1/2007 Zhang ..... D23/364  
D535,371 S \* 1/2007 Bushee ..... D23/359

**1 Claim, 6 Drawing Sheets**








FIG. 1






FIG. 2




FIG. 3






FIG. 4






FIG. 5

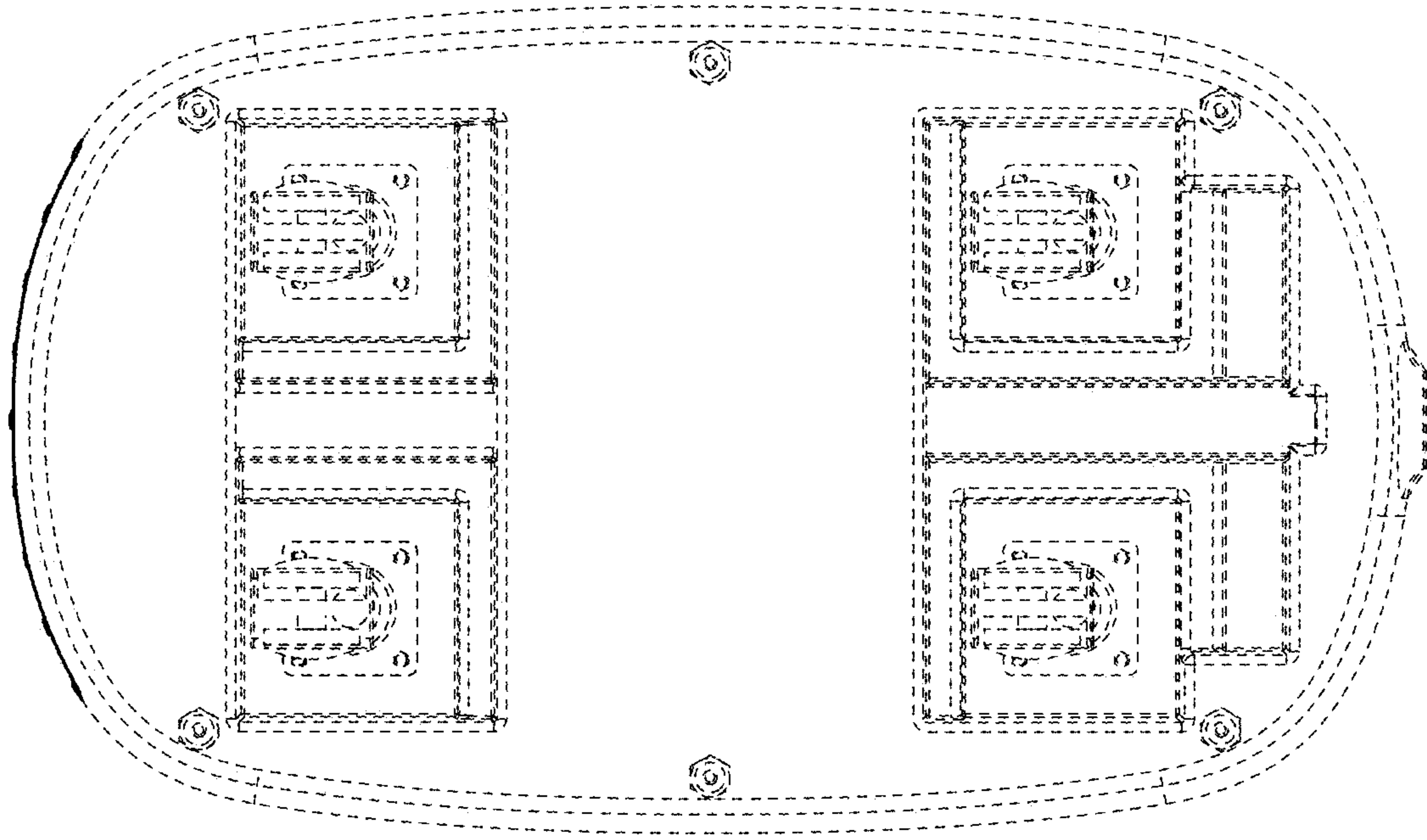


FIG. 7

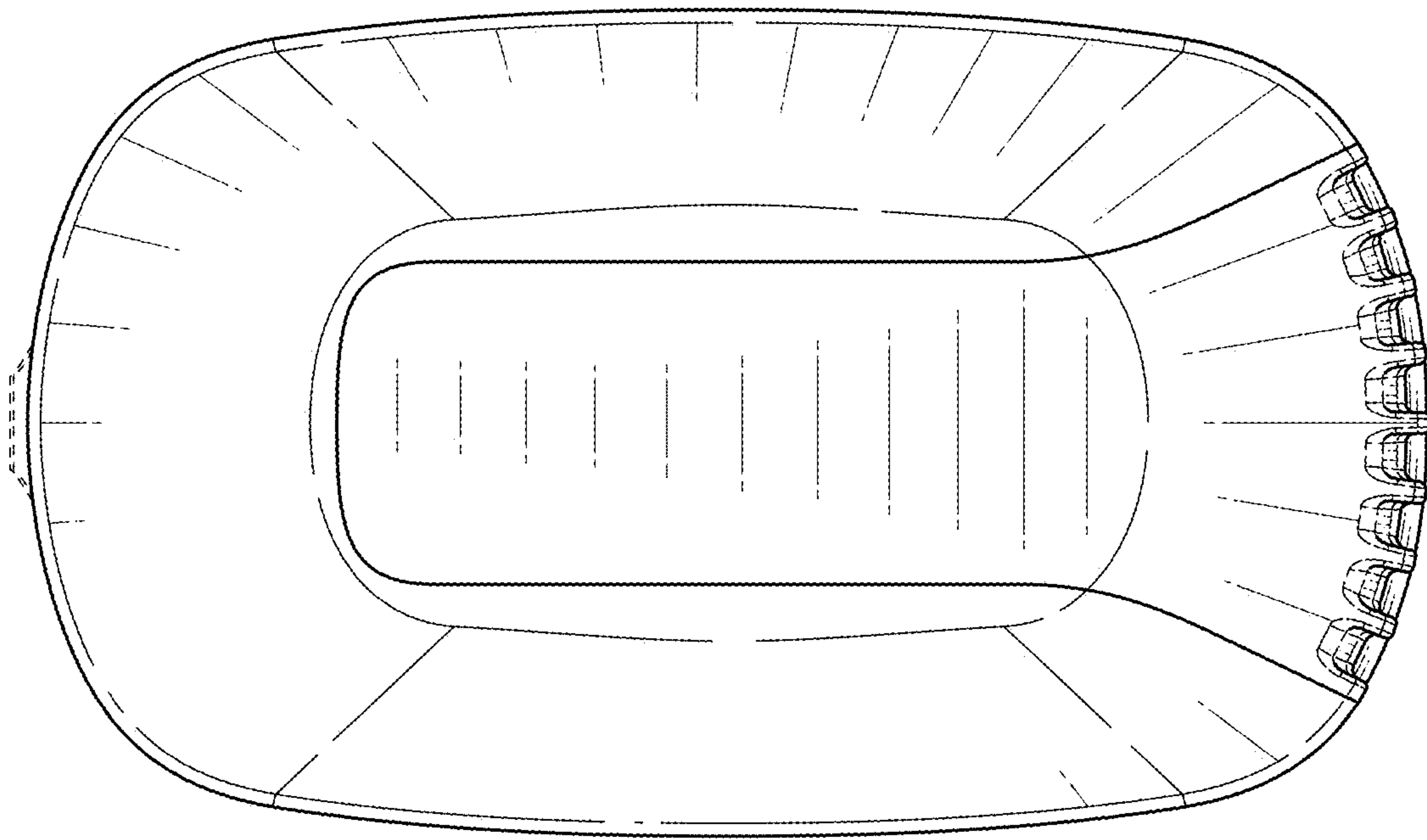


FIG. 6