



US00D891577S

(12) **United States Design Patent**
Zou

(10) **Patent No.:** **US D891,577 S**
(45) **Date of Patent:** **** Jul. 28, 2020**

- (54) **FILTER UNIT**
- (71) Applicant: **Qingdao Ecopure Filter Co., Ltd,**
Qingdao (CN)
- (72) Inventor: **Zhibin Zou,** Qingdao (CN)
- (73) Assignee: **QINGDAO ECOPURE FILTER CO., LTD.,** Jimo, Qingdao (CN)
- (**) Term: **15 Years**
- (21) Appl. No.: **29/668,418**
- (22) Filed: **Oct. 30, 2018**
- (51) **LOC (12) Cl.** **23-01**
- (52) **U.S. Cl.**
USPC **D23/209**
- (58) **Field of Classification Search**
USPC D23/202, 205, 207, 259, 260, 262
CPC B01D 2201/29; B01D 2201/30; B01D
2201/301; B01D 2201/302; B01D
2201/306; B01D 2201/309; B01D 35/30;
C02F 1/002; C02F 1/003
See application file for complete search history.

- D764,626 S * 8/2016 Lu D23/209
- D768,814 S * 10/2016 Dong D23/209
- D813,357 S * 3/2018 Bryant D23/262
- 9,993,757 B2 * 6/2018 Joung B01D 27/00
- D856,473 S * 8/2019 Zou B01D 27/00
D23/209
- D857,841 S * 8/2019 Lu D23/209

* cited by examiner

Primary Examiner — Sheryl Lane

Assistant Examiner — Calvin E Vansant

(74) *Attorney, Agent, or Firm* — Muncy, Geissler, Olds & Lowe, P.C.

(57) **CLAIM**

The ornamental design for a filter unit, as shown and described.

DESCRIPTION


FIG. 1 is a perspective view of a filter unit showing my new design;
 FIG. 2 is a front elevational view thereof;
 FIG. 3 is a rear elevational view thereof;
 FIG. 4 is a right side view thereof;
 FIG. 5 is a left side view thereof;
 FIG. 6 is a top plan view thereof; and,
 FIG. 7 is a bottom plan view thereof.
 The broken lines in the drawing depict portions of filter unit that form no part of the claimed design.

1 Claim, 7 Drawing Sheets

(56) **References Cited**

U.S. PATENT DOCUMENTS

- D570,951 S * 6/2008 Morita D23/209
- D668,740 S * 10/2012 Kulikov D23/209
- D716,909 S * 11/2014 Hammarback D23/209



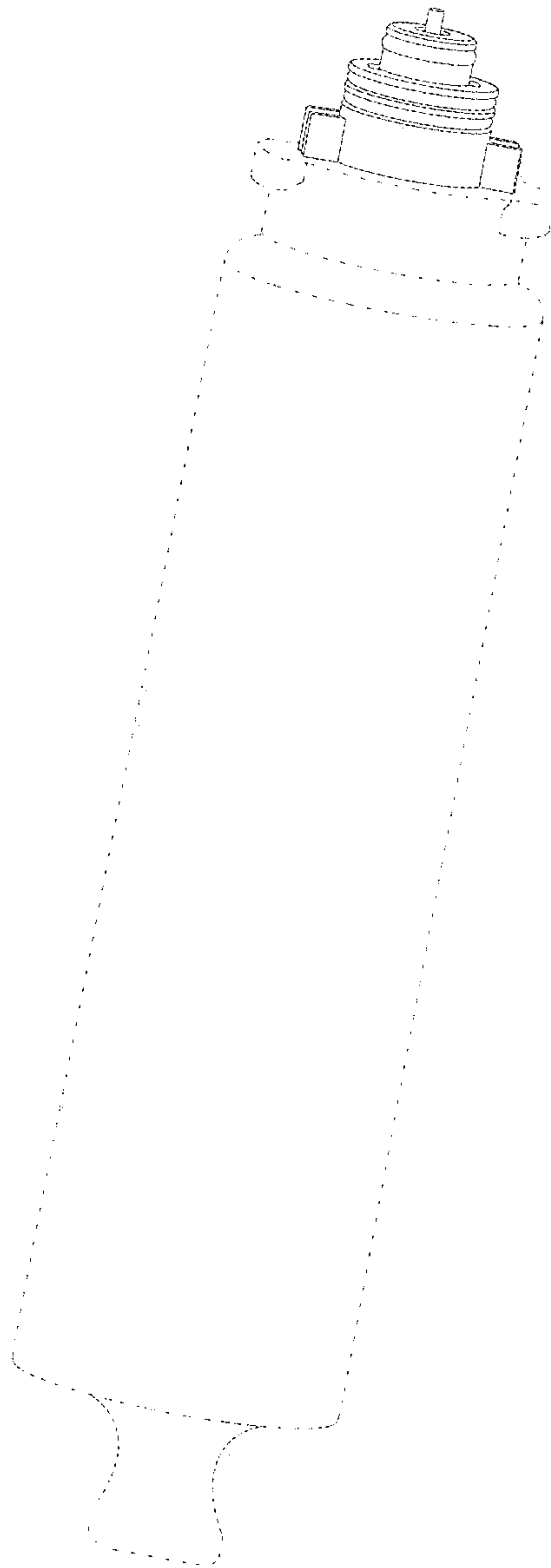


FIG. 1




FIG. 2




FIG. 3




FIG. 4




FIG. 5

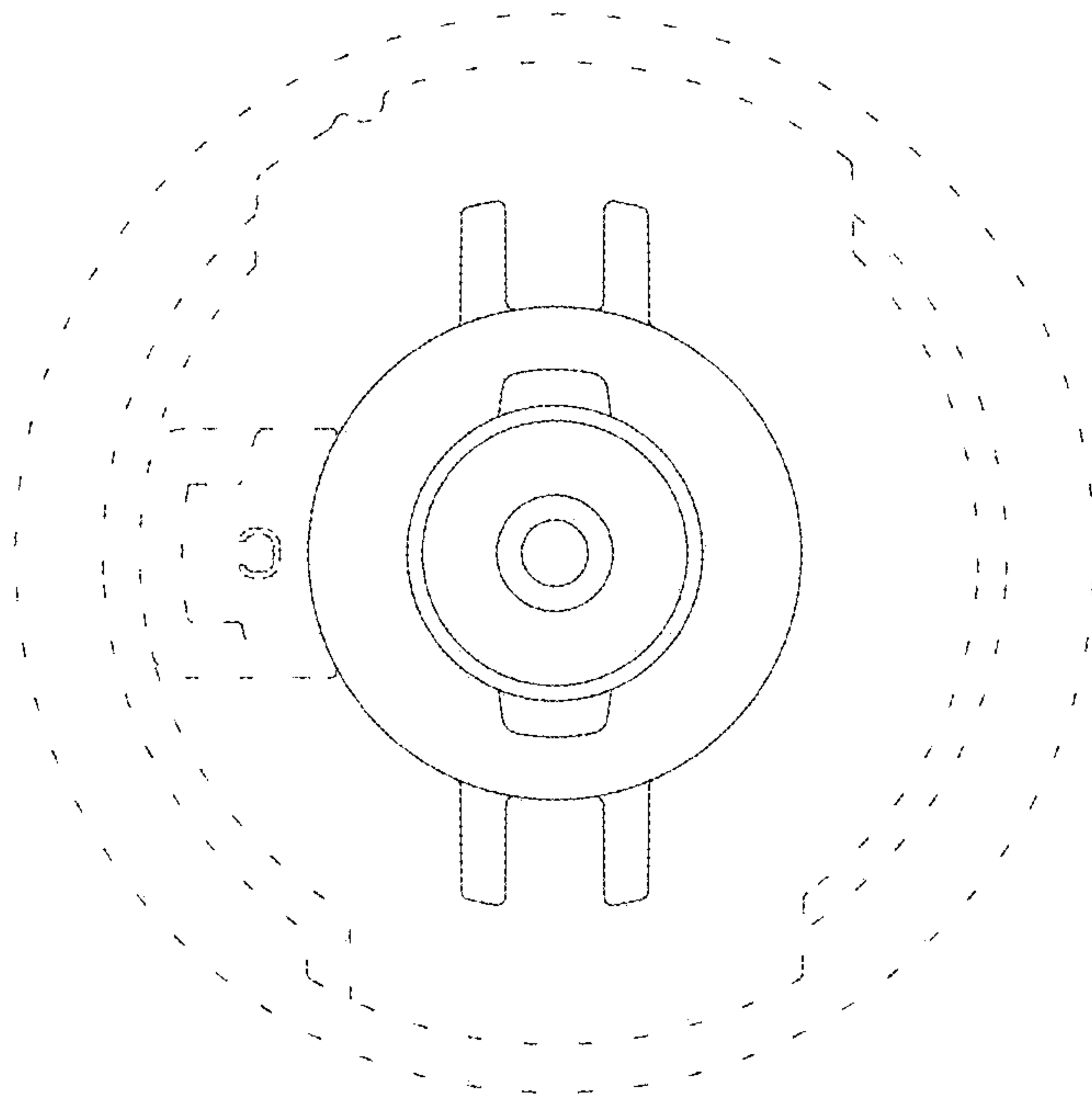


FIG. 6

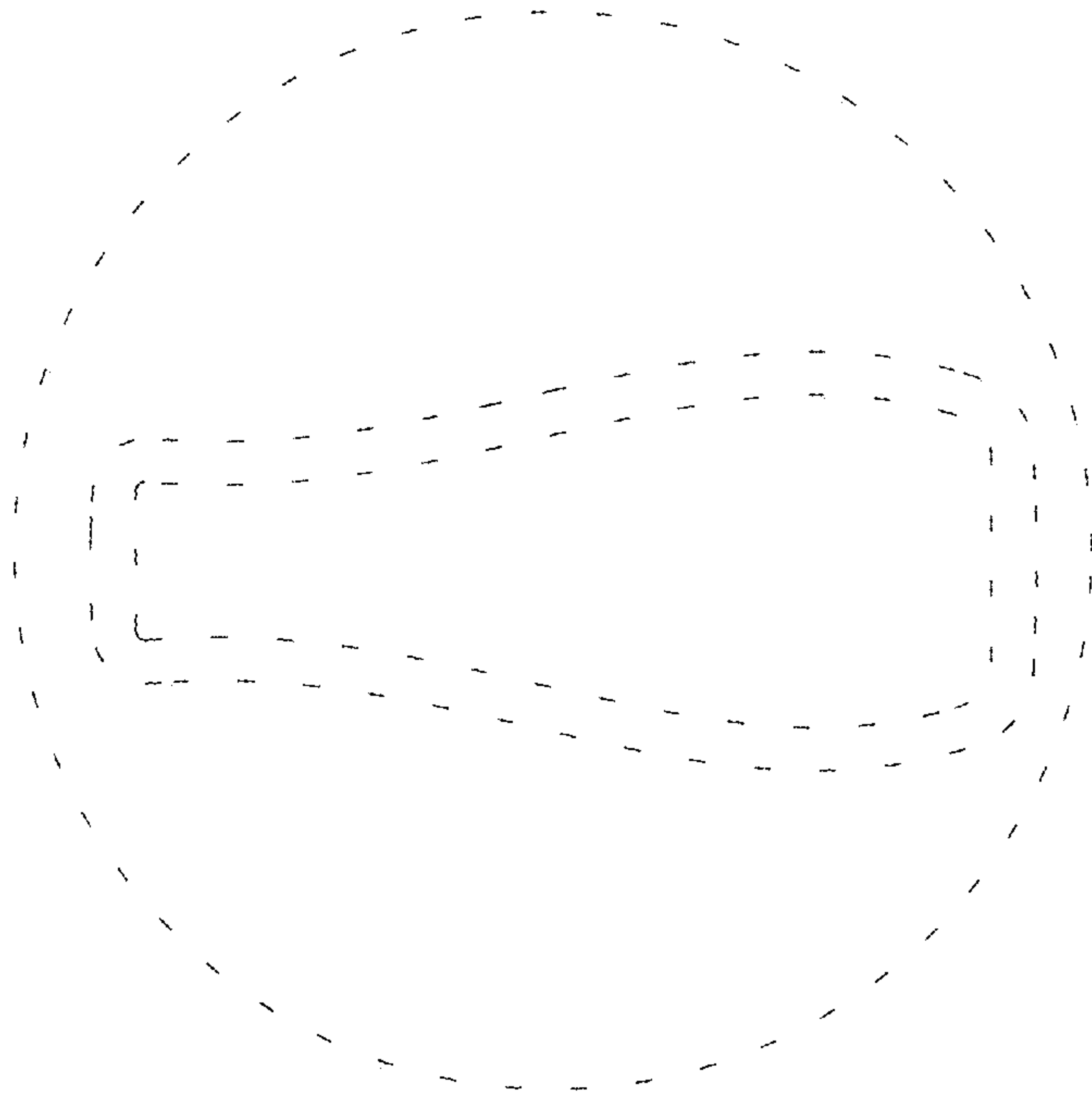


FIG. 7