



US00D891573S

(12) **United States Design Patent**  
**Tamburro**

(10) **Patent No.:** **US D891,573 S**

(45) **Date of Patent:** **\*\* Jul. 28, 2020**

- (54) **FISHING LURE**
- (71) Applicant: **Freedom Tackle Corp.**, Weston (CA)
- (72) Inventor: **Michael Tamburro**, Weston (CA)
- (73) Assignee: **Freedom Tackle Corp.**, Weston, Ontario (CA)
- (\*\*) Term: **15 Years**
- (21) Appl. No.: **29/682,744**
- (22) Filed: **Mar. 7, 2019**
- (51) **LOC (12) Cl.** ..... **22-05**
- (52) **U.S. Cl.**  
USPC ..... **D22/133**
- (58) **Field of Classification Search**  
USPC ..... D22/126-133; 43/42.34, 42.45, 42.48,  
43/42.03, 42.23, 42.09, 42.08, 42.11,  
43/42.27, 42.31, 42.05  
CPC ..... A01K 85/00; A01K 85/01; A01K 85/02;  
A01K 85/005; A01K 85/16; A01K 85/18;  
A01K 95/00  
See application file for complete search history.

5,737,867 A \* 4/1998 Tsutsumi ..... A01K 85/16  
43/17.6  
D518,549 S \* 4/2006 Hirahara ..... D22/133  
D676,101 S \* 2/2013 Cook, Jr. .... D22/133

\* cited by examiner

*Primary Examiner* — Catherine R Oliver-Garcia  
(74) *Attorney, Agent, or Firm* — Downs Rachlin Martin PLLC

(57) **CLAIM**

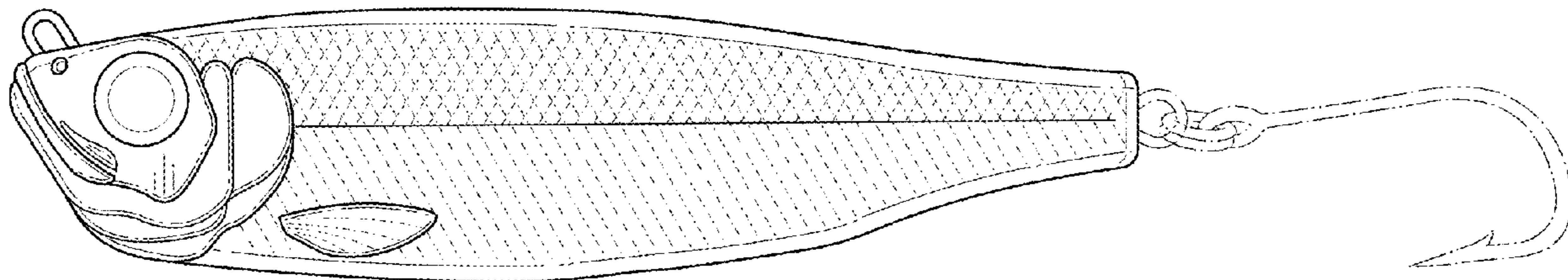
The ornamental design for a fishing lure, as shown and described.

**DESCRIPTION**

FIG. 1 is a right side view of a fishing lure showing my new design;  
FIG. 2 is a left side view of the fishing lure of FIG. 1;  
FIG. 3 is a top view of the fishing lure of FIG. 1;  
FIG. 4 is a bottom view of the fishing lure of FIG. 1;  
FIG. 5 is a front view of the fishing lure of FIG. 1; and,  
FIG. 6 is a rear view of the fishing lure of FIG. 1.  
The broken lines in the Figures are for the purpose of illustrating unclaimed portions of the fishing lure and form no part of the claimed design.

**1 Claim, 1 Drawing Sheet**

- (56) **References Cited**  
U.S. PATENT DOCUMENTS  
2,239,404 A \* 4/1941 Slepica ..... A01K 85/16  
43/42.36  
5,276,992 A \* 1/1994 Kato ..... A01K 85/16  
43/42.06



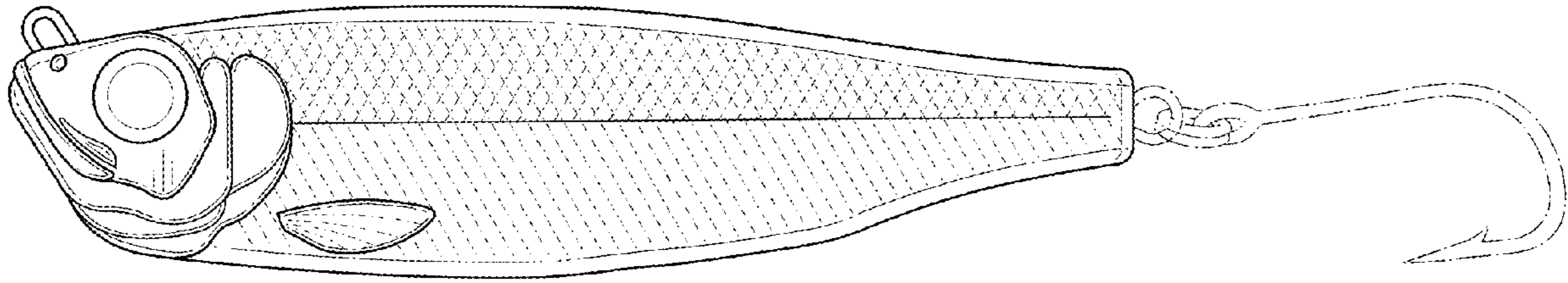


FIG. 1

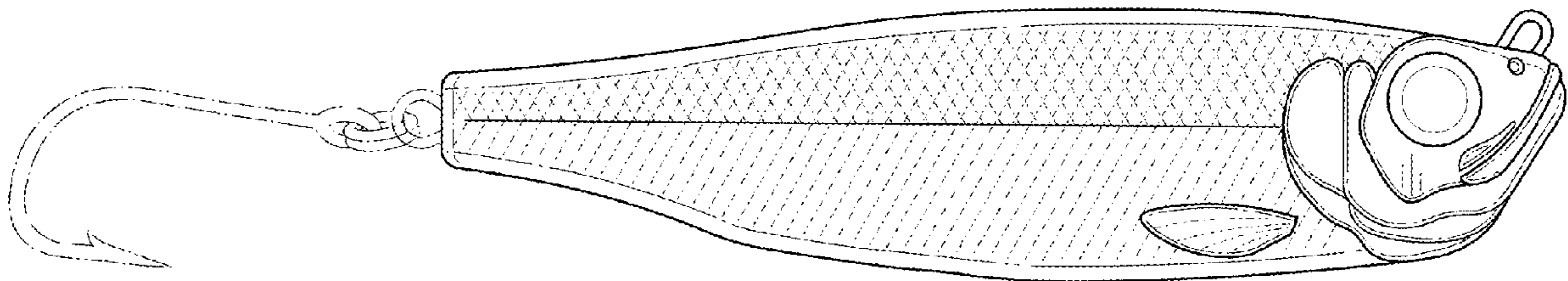


FIG. 2




FIG. 3




FIG. 4

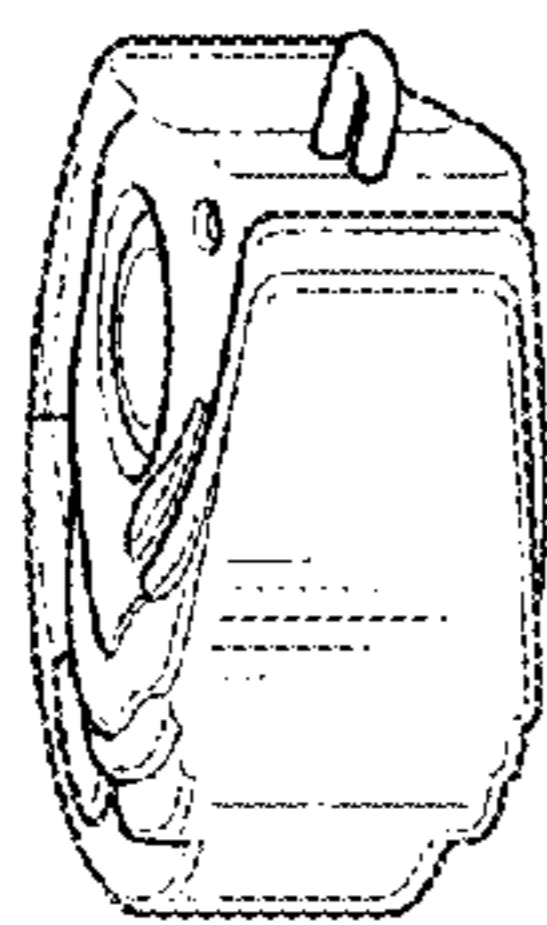


FIG. 5

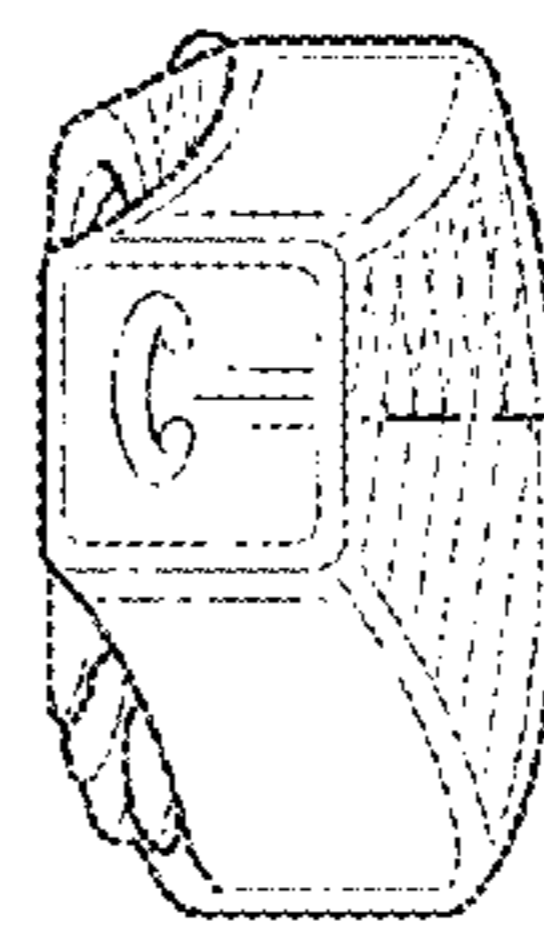


FIG. 6