



US00D891558S

(12) **United States Design Patent**
Zhang et al.

(10) **Patent No.:** **US D891,558 S**

(45) **Date of Patent:** **** Jul. 28, 2020**

(54) **INFLATABLE FLOATING BED**

(71) Applicants: **Penghe Zhang**, Guangdong (CN);
Weijun Tang, Guangdong (CN)

(72) Inventors: **Penghe Zhang**, Guangdong (CN);
Weijun Tang, Guangdong (CN)

(73) Assignee: **Shenzhen Xinaosheng Technology Co., Ltd.**, Shenzhen, Guangdong (CN)

(**) Term: **15 Years**

(21) Appl. No.: **29/668,478**

(22) Filed: **Oct. 30, 2018**

(51) **LOC (12) Cl.** **21-02**

(52) **U.S. Cl.**
USPC **D21/809**

(58) **Field of Classification Search**
USPC D21/769–770, 801, 803, 809; D12/5, 6,
D12/316; D6/392, 595, 596, 601, 604,
D6/605
CPC B63B 35/00; B63B 35/001; B63B 35/58;
B63B 35/73; B63B 35/78
See application file for complete search history.

(56) **References Cited**

U.S. PATENT DOCUMENTS

5,186,667 A * 2/1993 Wang A47C 15/006
114/345
5,273,473 A * 12/1993 Allen B63B 7/06
114/219

D378,772 S * 4/1997 Hall D21/809
D615,606 S * 5/2010 Eagan D21/803
D636,831 S * 4/2011 Mikula D21/803
7,955,226 B2 * 6/2011 Dauben A63B 31/00
441/129

* cited by examiner

Primary Examiner — Zenia I Bennett

(57) **CLAIM**

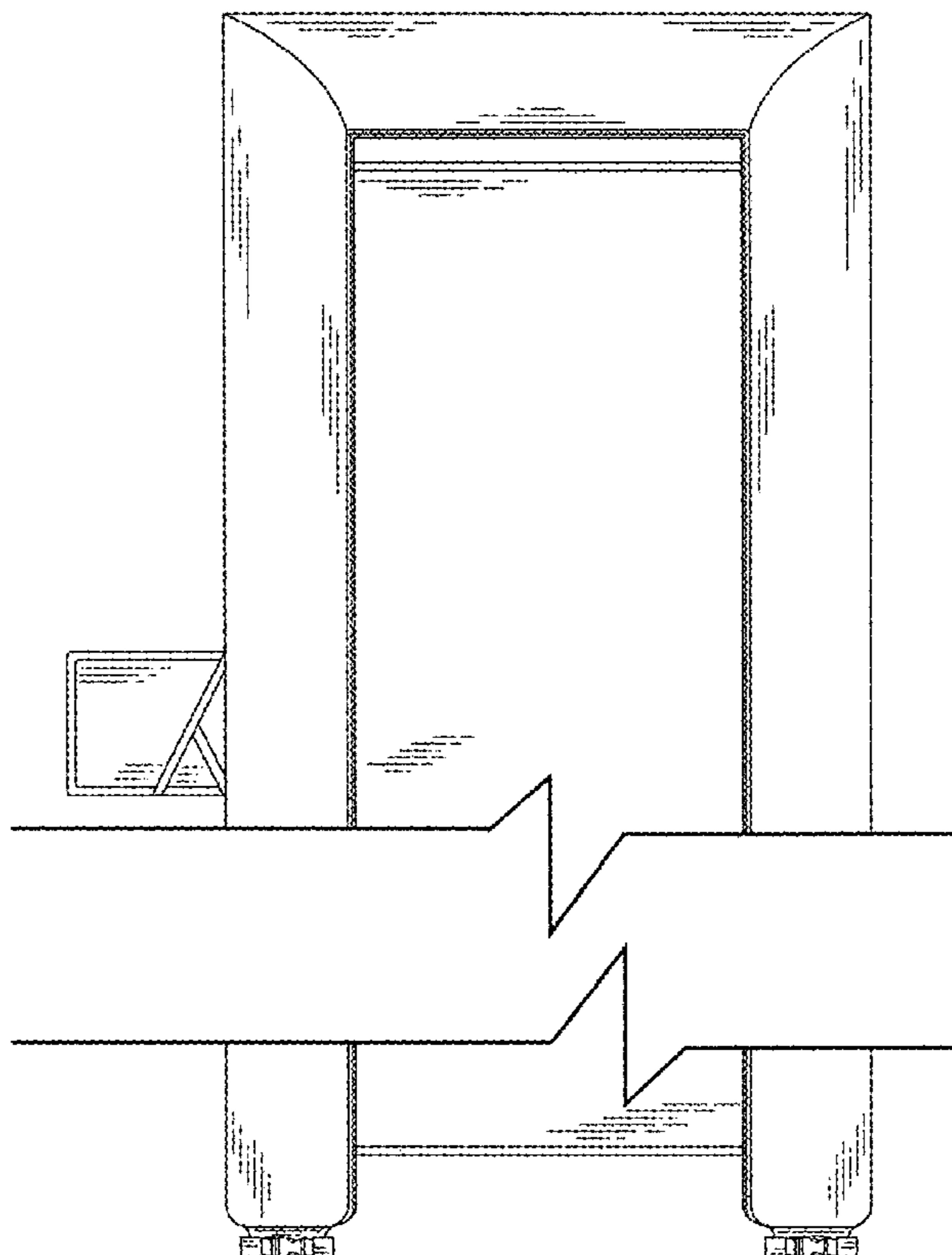
The ornamental design for an inflatable floating bed, as shown and described.

DESCRIPTION

FIG. 1 is a front elevation view of an inflatable floating bed showing my new design;
FIG. 2 is a rear elevation view thereof;
FIG. 3 is a left side elevation view thereof;
FIG. 4 is a right side elevation view thereof;
FIG. 5 is a top plan view thereof; and,
FIG. 6 is a bottom plan view thereof.

The inflatable floating bed is shown with a symbolic break in its length. The appearance of any portion of the inflatable floating bed between the break lines forms no part of the claim.

1 Claim, 6 Drawing Sheets



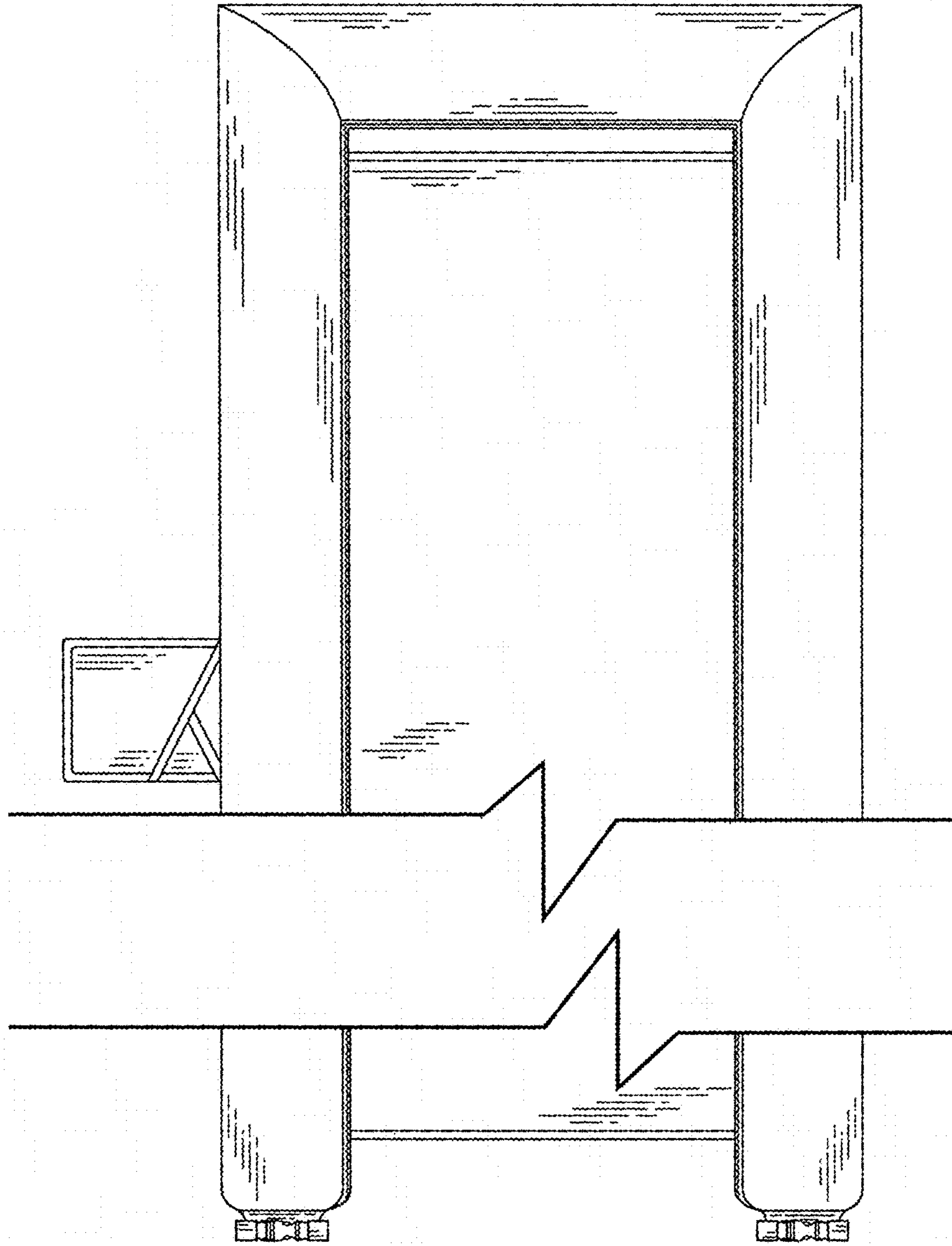


FIG. 1

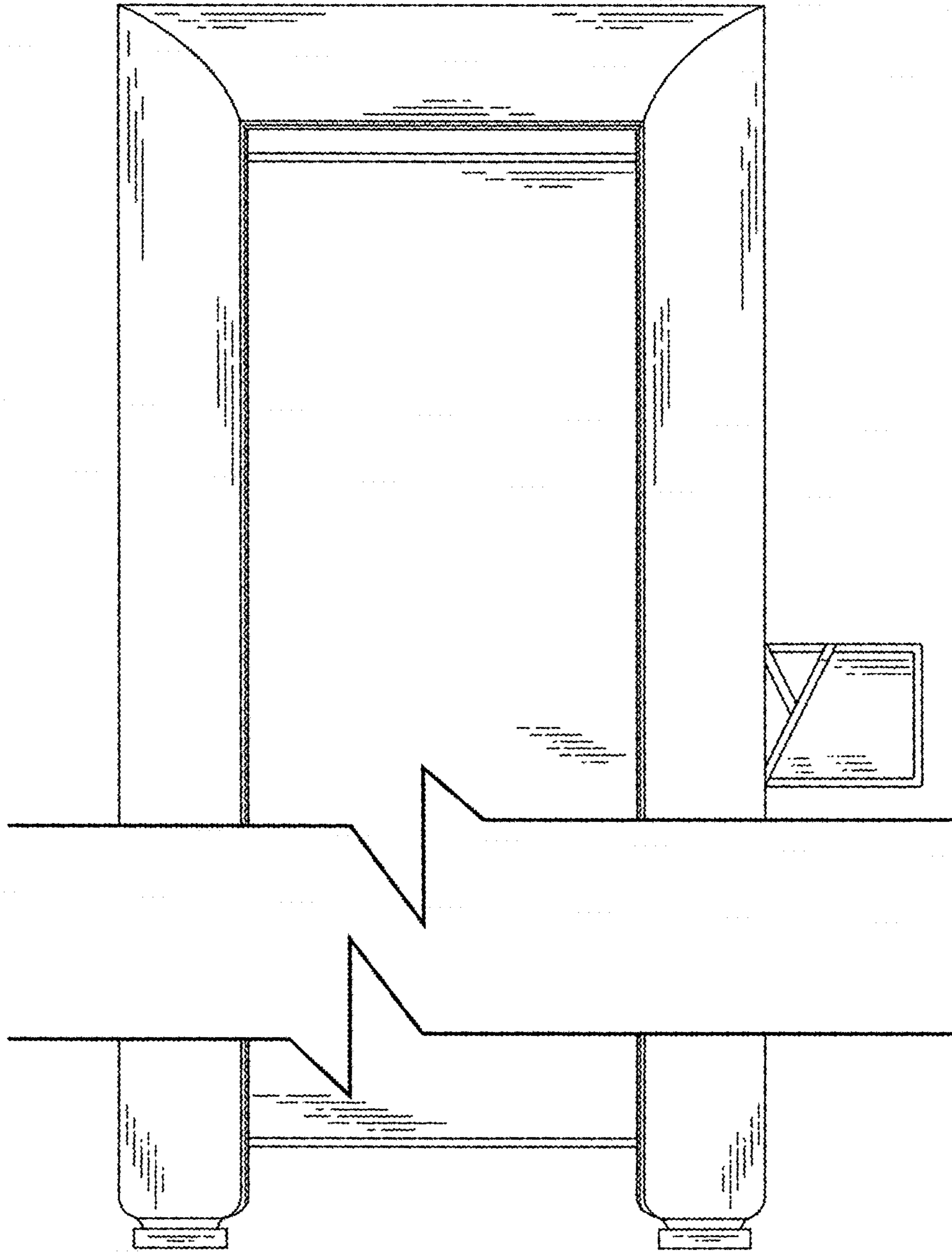


FIG.2

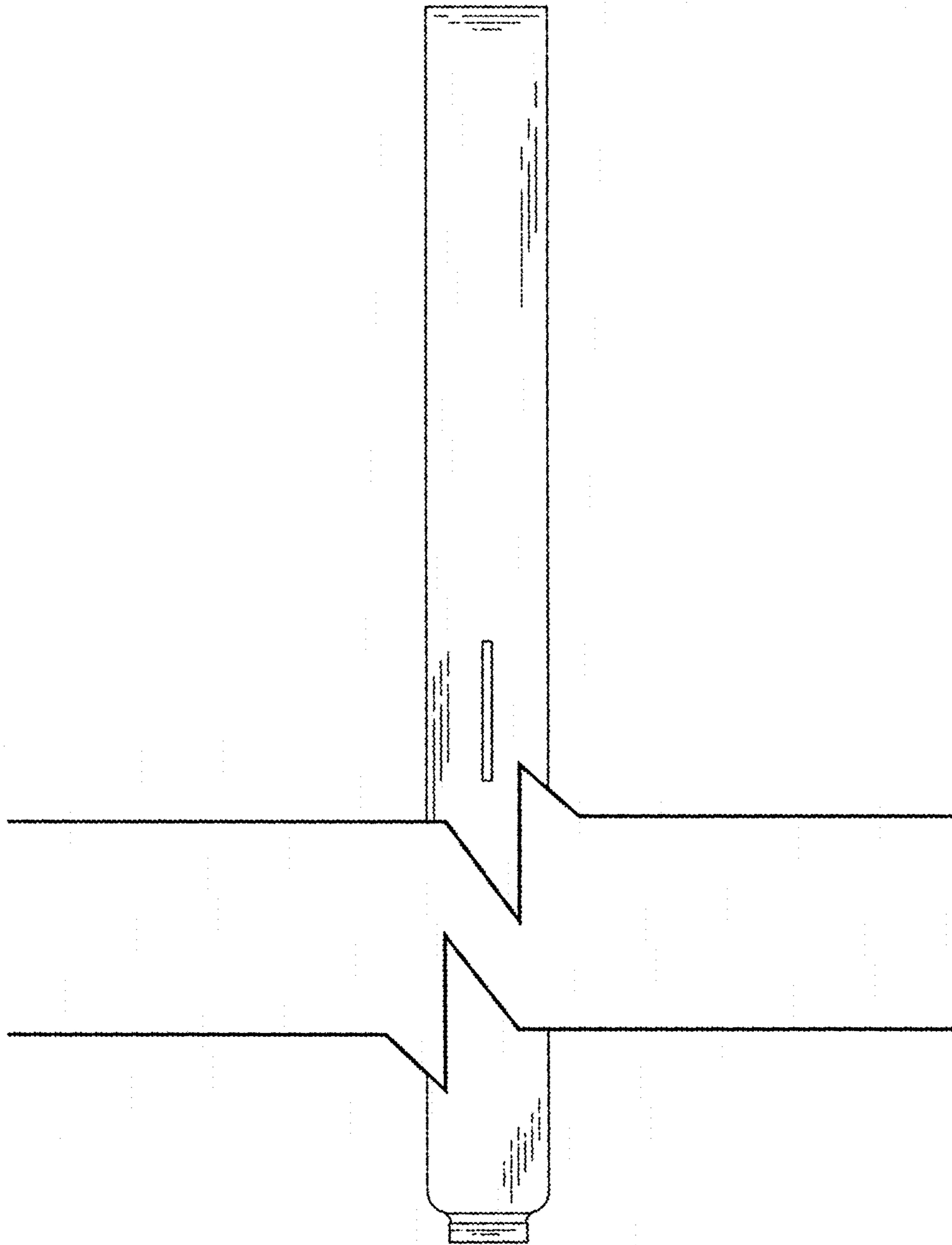


FIG.3

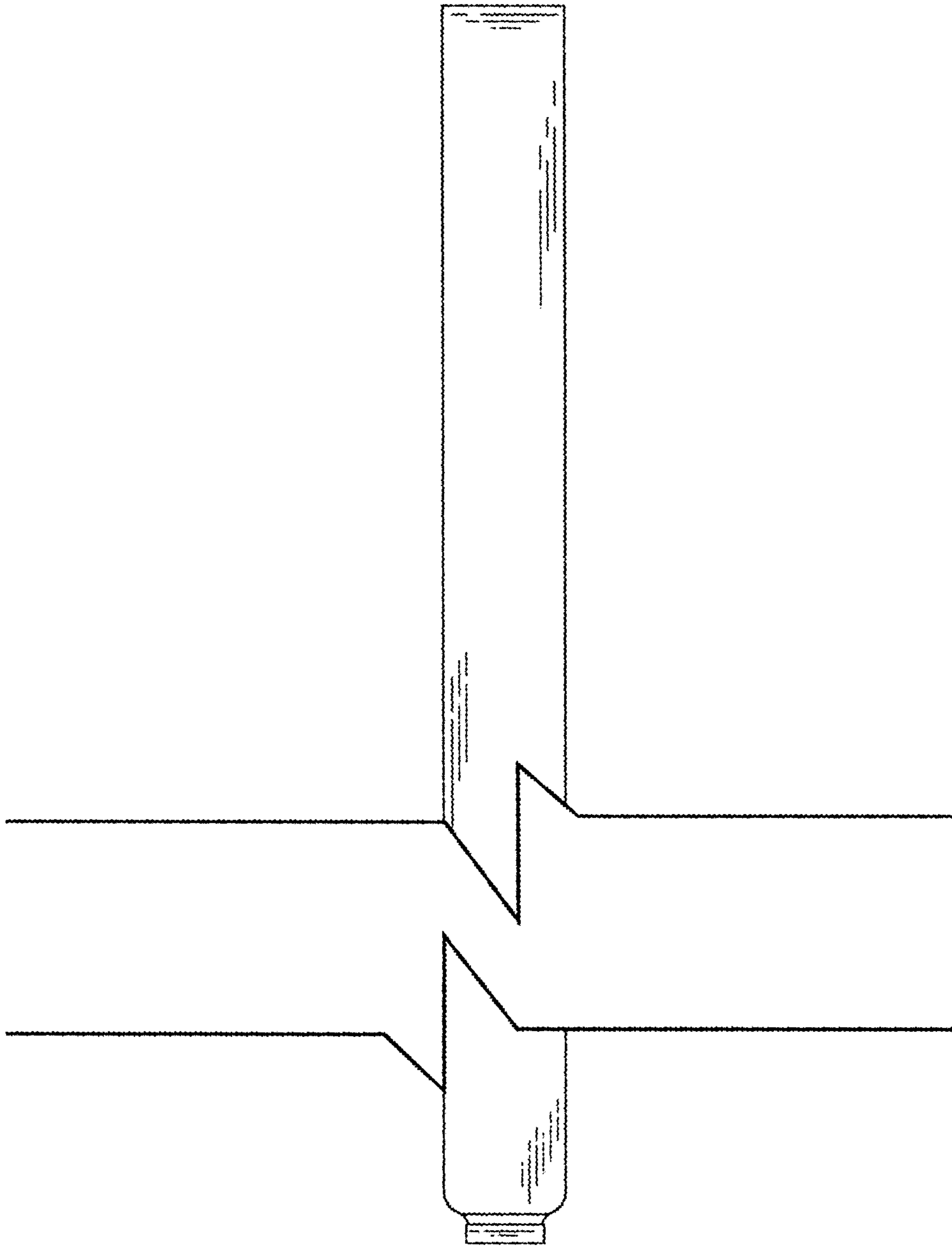


FIG.4




FIG.5




FIG.6