



US00D891543S

(12) **United States Design Patent**
Mantione, III

(10) **Patent No.:** **US D891,543 S**

(45) **Date of Patent:** **** Jul. 28, 2020**

(54) **DOUBLE HANDLE WITH CLASP FOR EXERCISE EQUIPMENT**

(71) Applicant: **Jack Michael Mantione, III**, New York, NY (US)

(72) Inventor: **Jack Michael Mantione, III**, New York, NY (US)

(73) Assignee: **Injury Free Solutions**, New York City, NY (US)

(**) Term: **15 Years**

(21) Appl. No.: **29/643,789**

(22) Filed: **Apr. 11, 2018**

(51) **LOC (12) Cl.** **21-02**

(52) **U.S. Cl.**
USPC **D21/694**

(58) **Field of Classification Search**
USPC 482/129, 124, 139, 126, 121, 123;
D21/692, 694, 662
CPC A63B 21/4035; A63B 21/0442; A63B 21/4017; A63B 21/0552; A63B 21/0557; A63B 21/00043; A63B 23/12
See application file for complete search history.

(56) **References Cited**

U.S. PATENT DOCUMENTS

- 4,756,527 A * 7/1988 Ledbetter A63B 21/4035
482/139
- 5,766,118 A 6/1998 Conner
- D439,942 S * 4/2001 Ray D21/662
- 6,558,301 B1 * 5/2003 Jackson A63B 21/0552
482/121
- 7,137,935 B2 * 11/2006 Clarke A63B 21/00043
482/123
- 7,175,574 B2 * 2/2007 Carmel A63B 21/0004
482/124

- 7,775,949 B2 * 8/2010 Bowser A63B 21/00043
482/121
- D678,434 S * 3/2013 Hughes D21/662
- 8,894,556 B2 * 11/2014 Webb A63B 21/062
482/139
- 8,944,975 B2 * 2/2015 Hsieh A63B 21/0442
482/124
- 8,998,780 B2 * 4/2015 Lewen A63B 7/02
482/124
- 9,011,304 B2 * 4/2015 Gilman A63B 21/00
482/139
- D733,815 S * 7/2015 Gustafson D21/694
- 9,586,074 B2 * 3/2017 Autogue A63B 23/0355
- 9,675,832 B2 * 6/2017 Chen A63B 21/00061

(Continued)

Primary Examiner — Ryan Harvey

(74) *Attorney, Agent, or Firm* — Cameron LLP

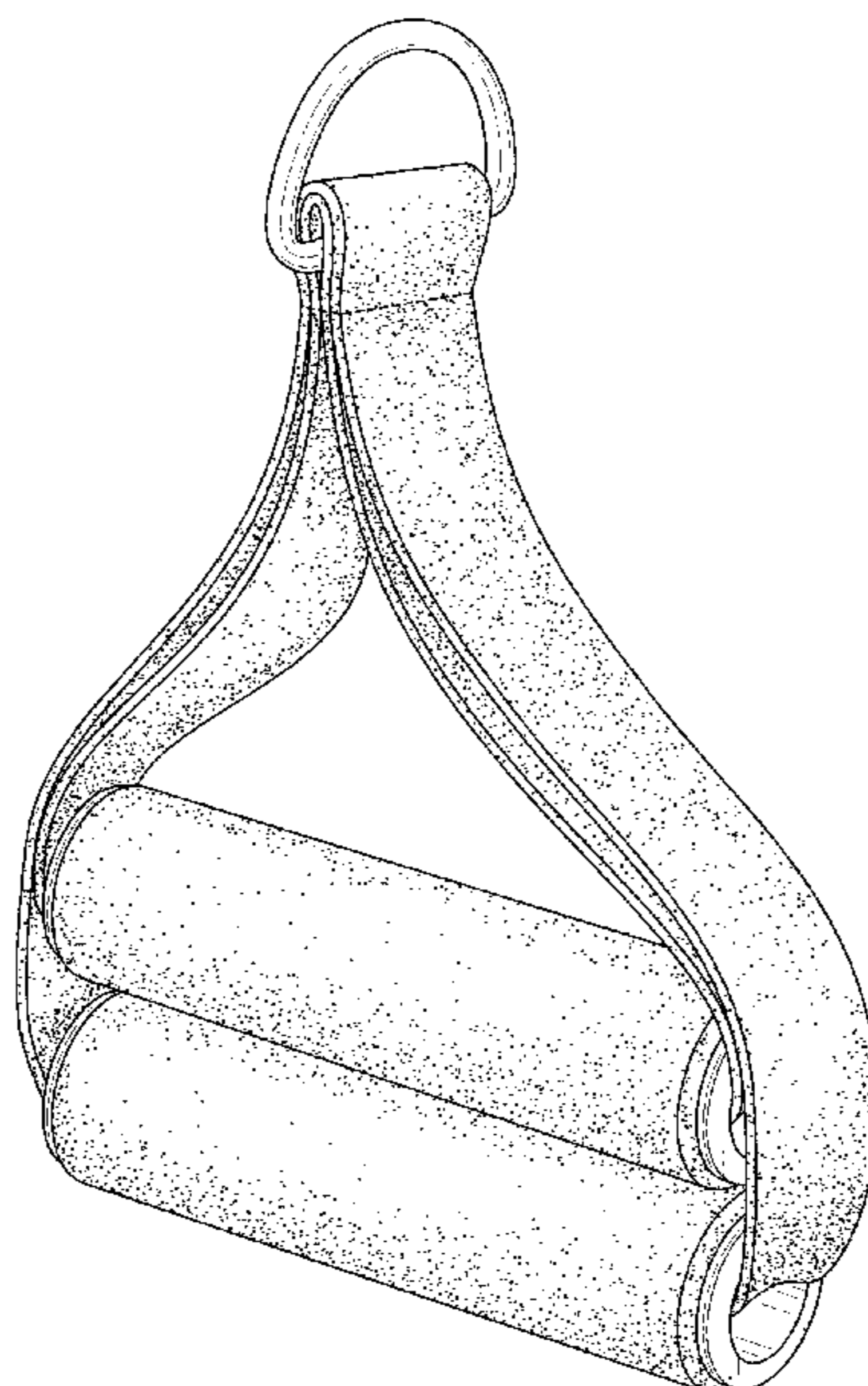
(57) **CLAIM**

The ornamental design for a double handle with clasp for exercise equipment, as shown and described.

DESCRIPTION

FIG. 1 is a right front perspective view of the double handle with clasp for exercise equipment of the present invention; FIG. 2 is a front view of the double handle with clasp for exercise equipment of FIG. 1; FIG. 3 is a rear view of the double handle with clasp for exercise equipment of FIG. 1; FIG. 4 is a left side view of the double handle with clasp for exercise equipment of FIG. 1; FIG. 5 is a right side view of the double handle with clasp for exercise equipment of FIG. 1; FIG. 6 is a top view of the double handle with clasp for exercise equipment of FIG. 1; and, FIG. 7 is a bottom view of the double handle with clasp for exercise equipment of FIG. 1. The broken lines shown in FIGS. 1-5 illustrate stitching which forms part of the claimed design.

1 Claim, 7 Drawing Sheets



(56)

References Cited

U.S. PATENT DOCUMENTS

D794,728 S * 8/2017 Thomson D21/694
D798,972 S * 10/2017 Wallace D21/692
9,795,818 B2 * 10/2017 Powell A63B 21/0442
D806,811 S * 1/2018 Best D21/692
D860,341 S * 9/2019 Manton, III D21/694
D864,319 S * 10/2019 Manton, III D21/692
2005/0170937 A1 * 8/2005 van Straaten A63B 21/1654
482/124
2007/0173383 A1 * 7/2007 Feigenbaum A63B 21/1663
482/91
2019/0314666 A1 * 10/2019 Manton, III A63B 23/1209

* cited by examiner

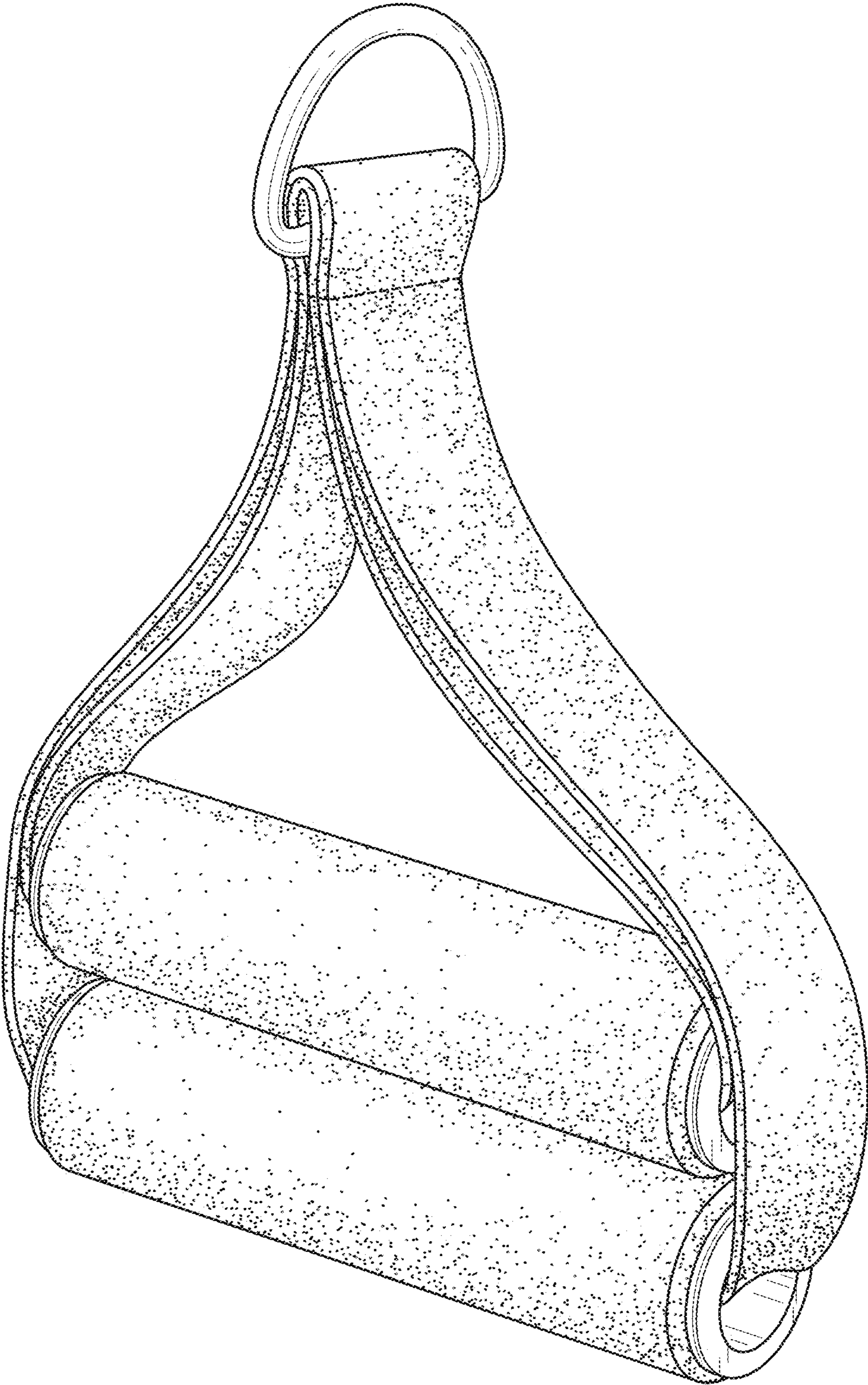


FIG. 1

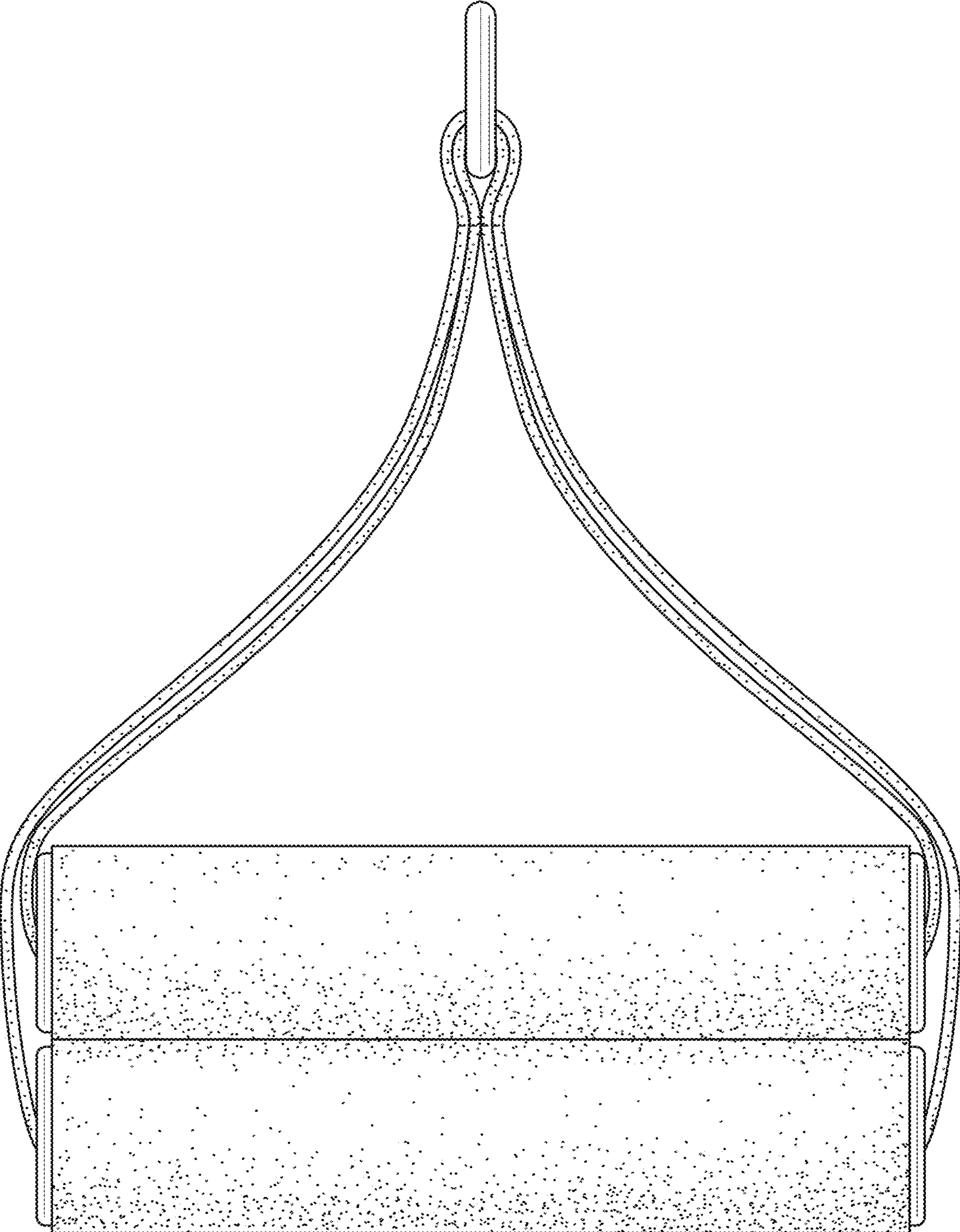


FIG. 2

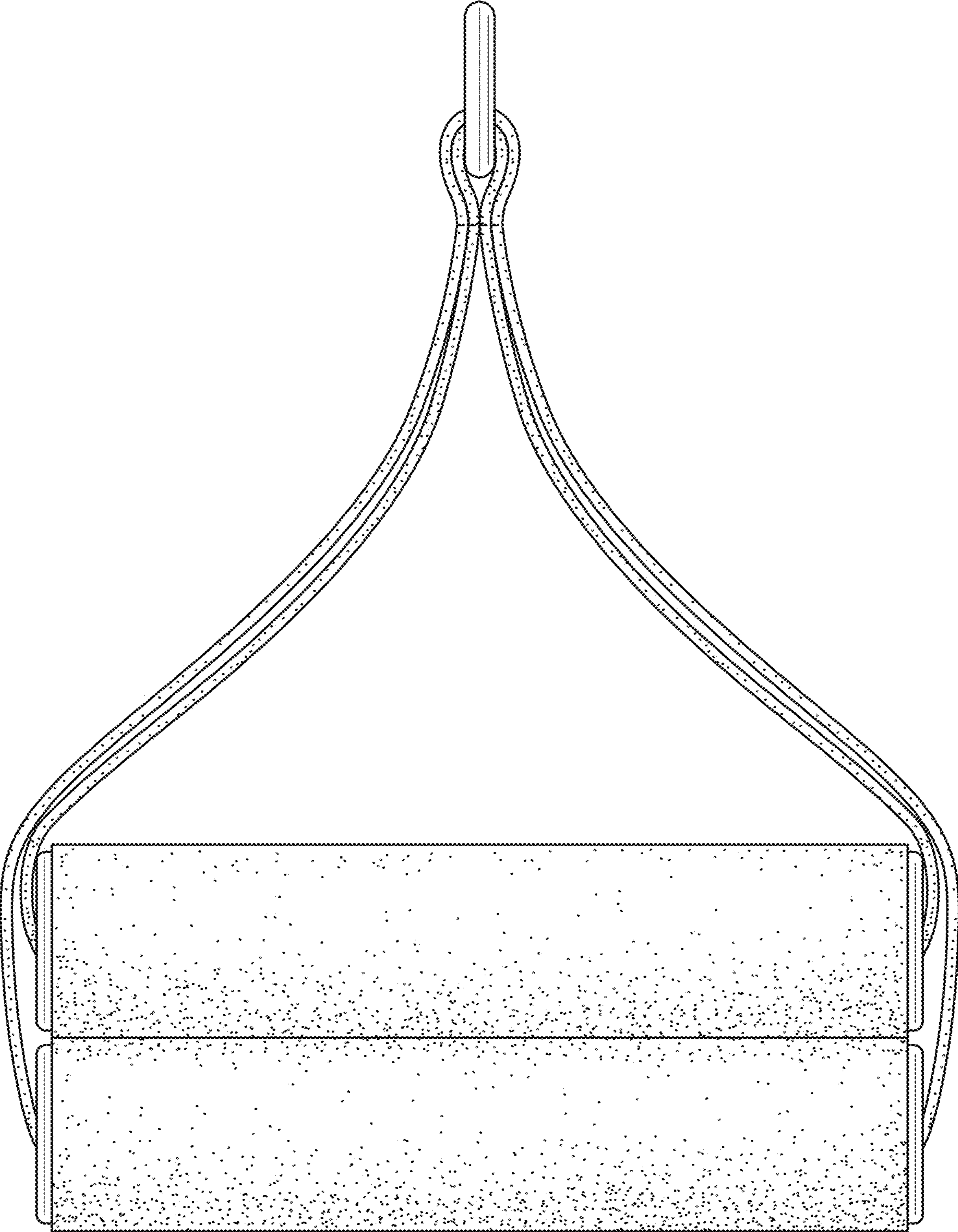


FIG. 3

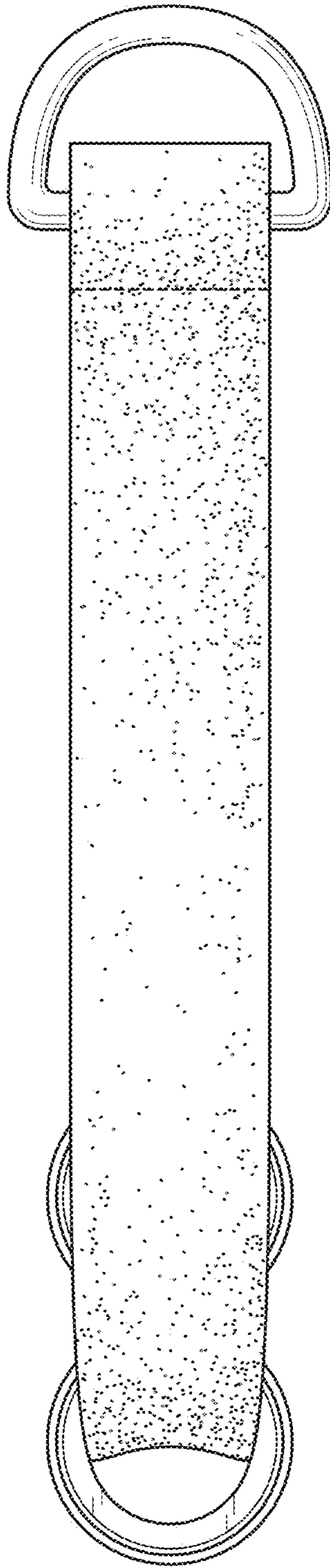


FIG. 4

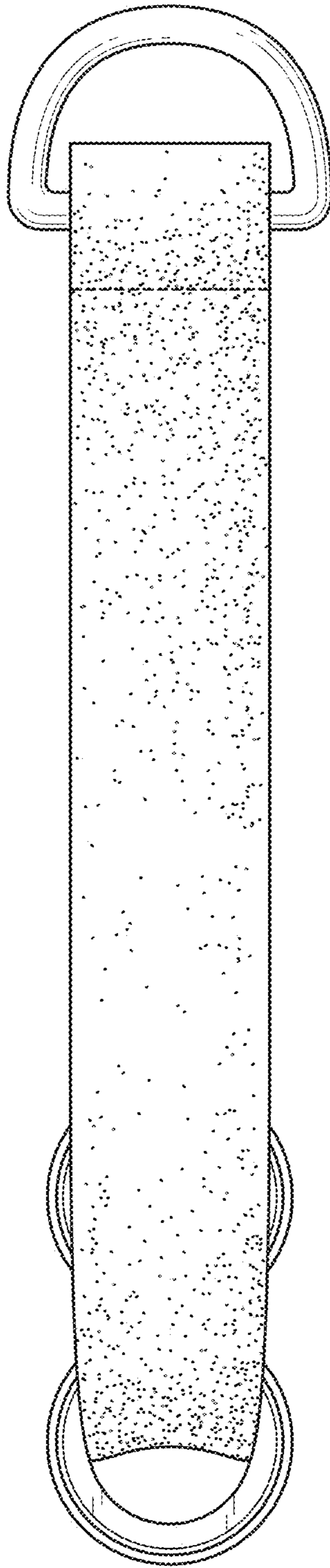


FIG. 5

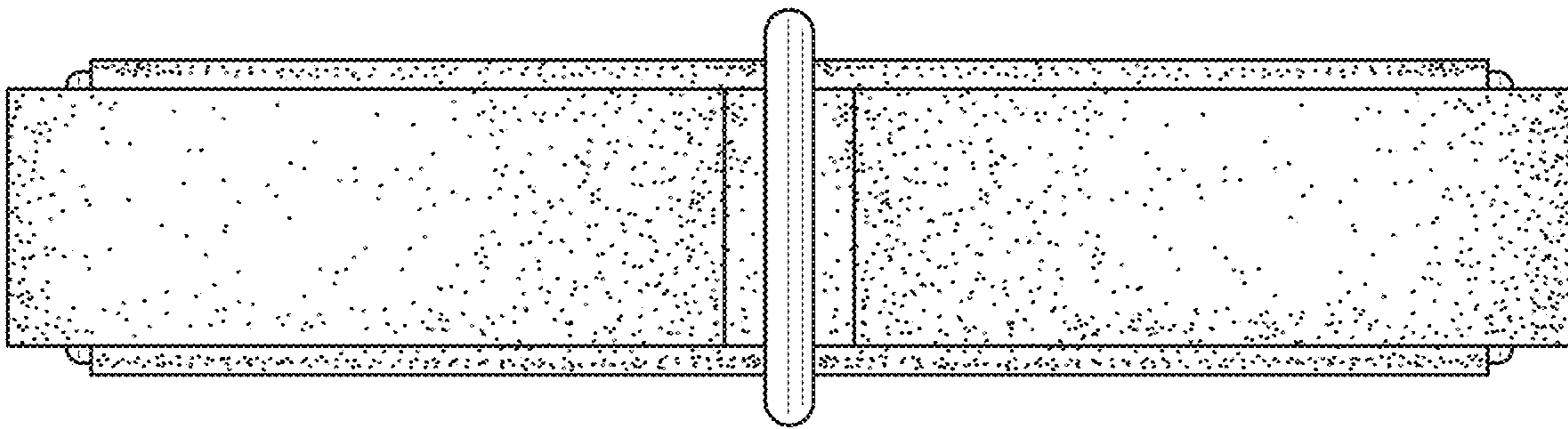


FIG. 6

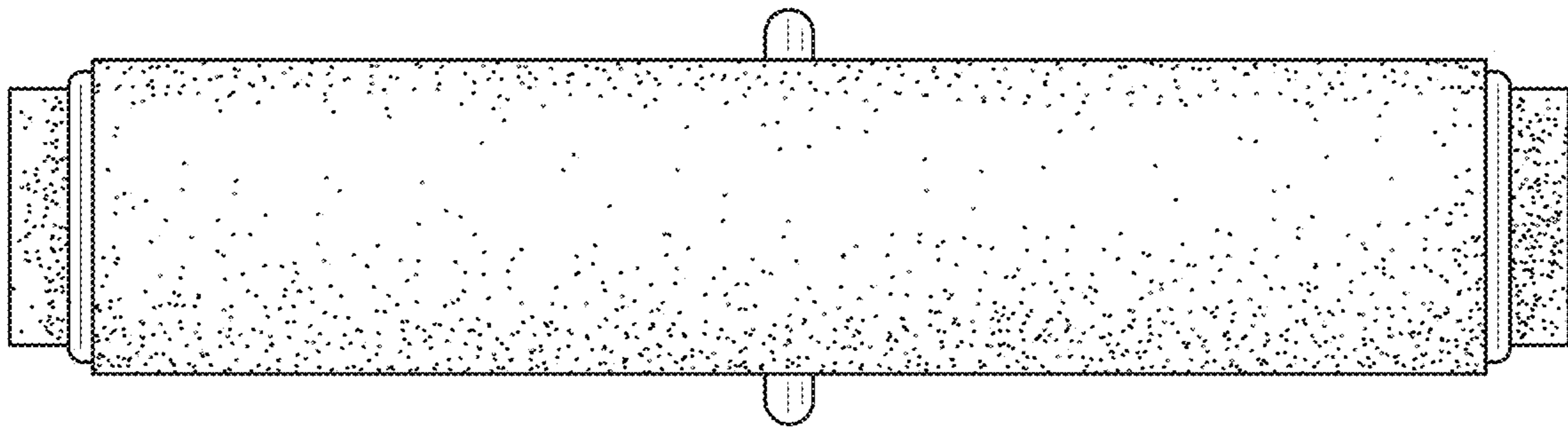


FIG. 7