

US00D891514S

(12) **United States Design Patent**
Sakai

(10) **Patent No.:** **US D891,514 S**
(45) **Date of Patent:** **** Jul. 28, 2020**

(54) BEAD TABLE	4,986,756 A *	1/1991	Yamaguchi	A63F 9/06 273/157 R
(71) Applicant: EPOCH COMPANY, LTD , Taito-ku, Tokyo (JP)	D344,975 S *	3/1994	Tarozzi	D19/113
	D367,730 S *	3/1996	Chiavetta	D11/121
	5,704,789 A *	1/1998	Yang	B44C 3/123 221/185
(72) Inventor: Ryo Sakai , Tokyo (JP)	D530,371 S *	10/2006	Balzer	D19/111
	7,390,237 B2 *	6/2008	Lin	A63F 9/06 273/282.1
(73) Assignee: EPOCH COMPANY, LTD. , Tokyo (JP)	D611,534 S *	3/2010	Voss	D19/40
	7,677,564 B2 *	3/2010	Kruger	A63F 3/0415 273/148 R
(**) Term: 15 Years	8,157,949 B2 *	4/2012	Kim	D06Q 1/02 156/277

(21) Appl. No.: **29/671,861**

(Continued)

(22) Filed: **Nov. 30, 2018**

Primary Examiner — Elizabeth A. Albert

(51) **LOC (12) Cl.** **19-06**

(74) *Attorney, Agent, or Firm* — Fitzgerald IP Law; John K Fitzgerald

(52) **U.S. Cl.**

USPC **D19/111**

(58) **Field of Classification Search**

USPC D19/108, 111, 113, 114; D7/552.1, 698;
D21/469

CPC A63H 33/00; A63H 33/06; A63H 33/08;
A63H 33/086; A63H 33/088; A63H
33/001; A63H 33/14; A63F 9/06; B44C
3/00; B44C 3/12; B44C 3/123; G09F
9/37

See application file for complete search history.

(57) **CLAIM**

The ornamental design for a bead table, as shown and described.

DESCRIPTION

FIG. 1 is a perspective view of a front, bottom and right side of a bead table showing my new design;

FIG. 2 is a perspective view of the rear, top and left side thereof;

FIG. 3 is a front view thereof;

FIG. 4 is a rear view thereof;

FIG. 5 is a top plan view thereof;

FIG. 6 is a bottom plan view thereof;

FIG. 7 is a left side view thereof;

FIG. 8 is a right side view thereof;

FIG. 9 is an enlarged view thereof illustrated in FIG. 1;

FIG. 10 is an enlarged view thereof illustrated in FIG. 2; and,

FIG. 11 is an enlarged view thereof illustrated in FIG. 3.

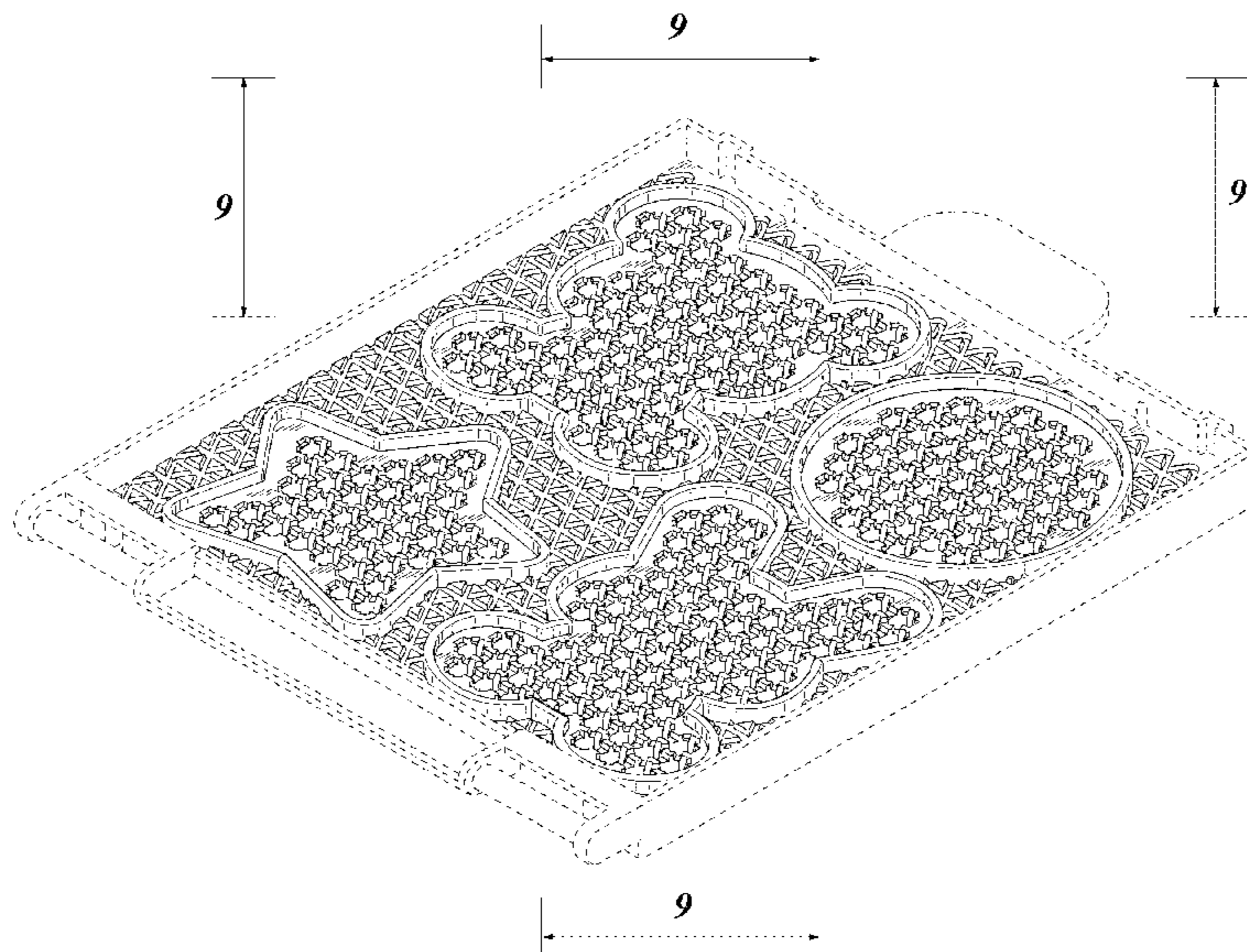
The broken lines shown are included for the purpose of illustrating portions of the article which form no part of the claimed design.

(56) **References Cited**

U.S. PATENT DOCUMENTS

2,501,902 A *	3/1950	Judy	A63F 9/10 434/260
2,923,452 A *	2/1960	Holovka, Jr.	G06K 19/00 225/93
3,542,368 A *	11/1970	Ashley	A63F 3/06 273/276
3,566,529 A *	3/1971	Kner et al.	A63F 9/06 446/118
D222,882 S *	1/1972	Sharer	D19/113
4,246,702 A *	1/1981	Burt	B43L 13/201 33/27.11

1 Claim, 11 Drawing Sheets



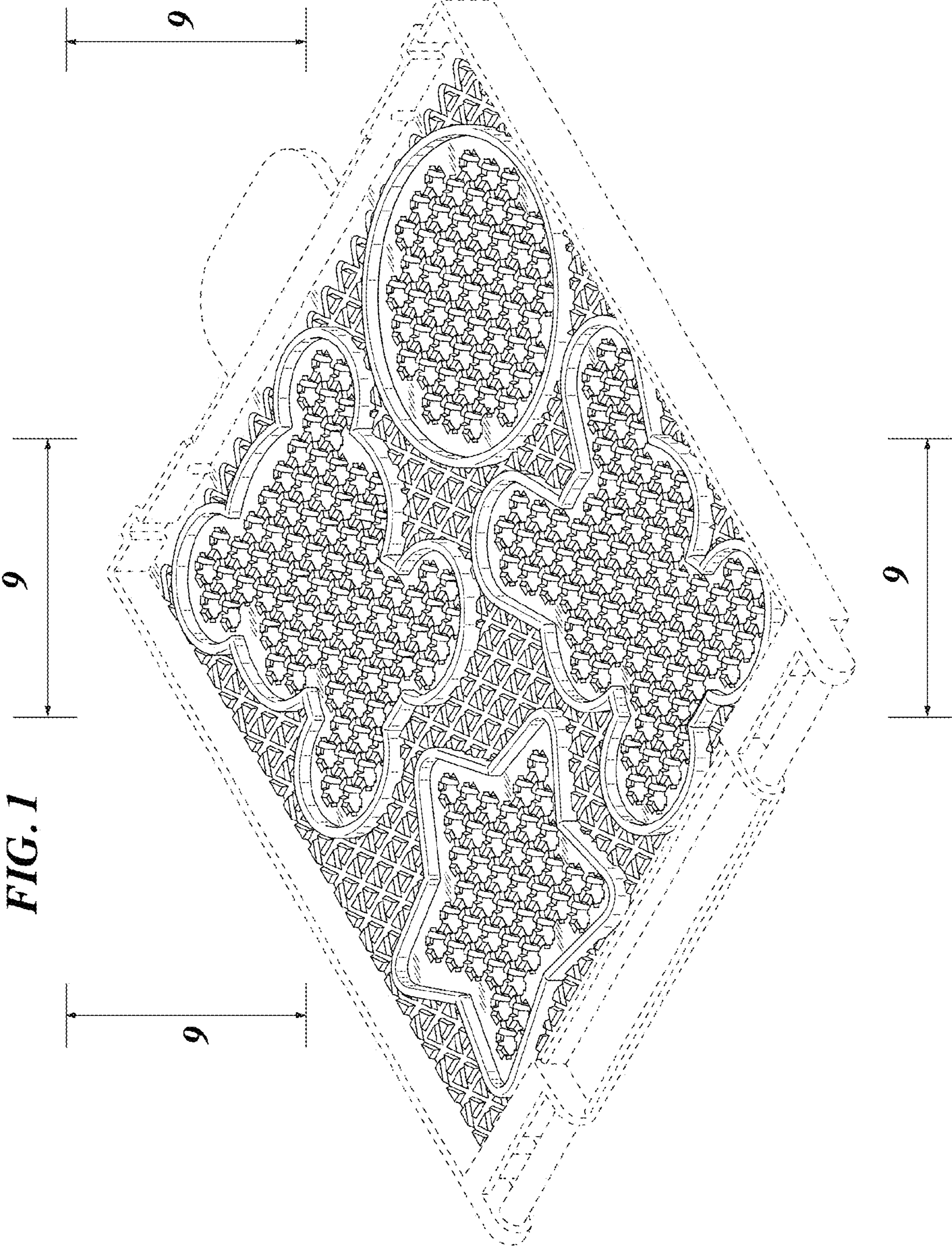
(56)

References Cited

U.S. PATENT DOCUMENTS

8,827,711 B2 * 9/2014 Davis, II G09F 5/02
434/96
9,320,330 B2 * 4/2016 Cooke A63F 9/06
9,956,495 B2 * 5/2018 Kamiyama A63F 9/06
10,272,352 B2 * 4/2019 Chazen A63H 33/086
10,328,356 B1 * 6/2019 Harper B44B 9/00
10,478,740 B2 * 11/2019 Sakai A63H 33/001
2002/0102905 A1 * 8/2002 Tseng A63H 33/26
446/131
2005/0239038 A1 * 10/2005 Olsen G09B 11/04
434/409
2016/0354705 A1 * 12/2016 Poulus A63H 33/086
2018/0161689 A1 * 6/2018 Kislevitz A63H 33/105
2019/0381740 A1 * 12/2019 Moll B29C 64/124
2020/0094131 A1 * 3/2020 Sakai A63F 9/06
2020/0094615 A1 * 3/2020 Chen B44C 5/00

* cited by examiner



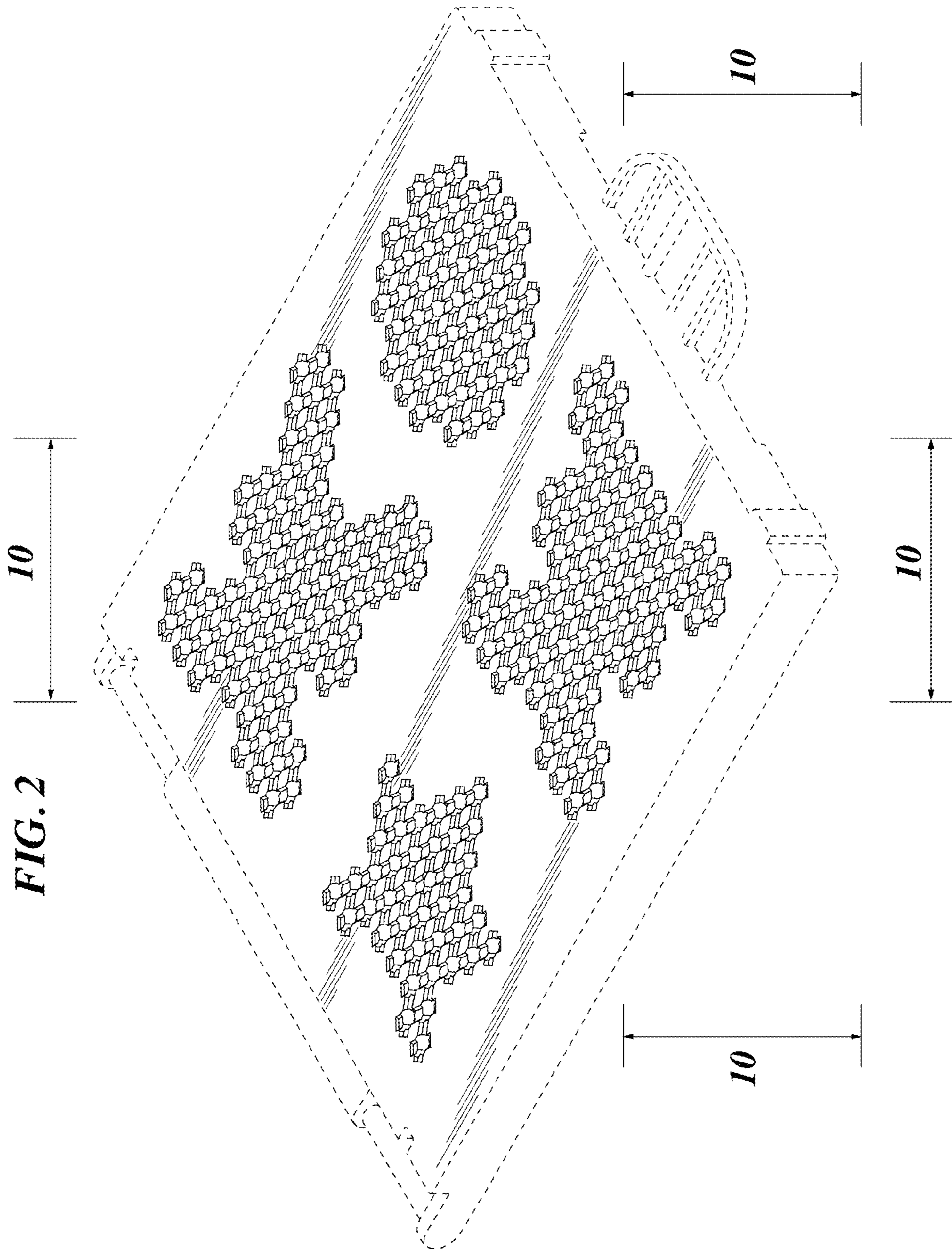


FIG. 3

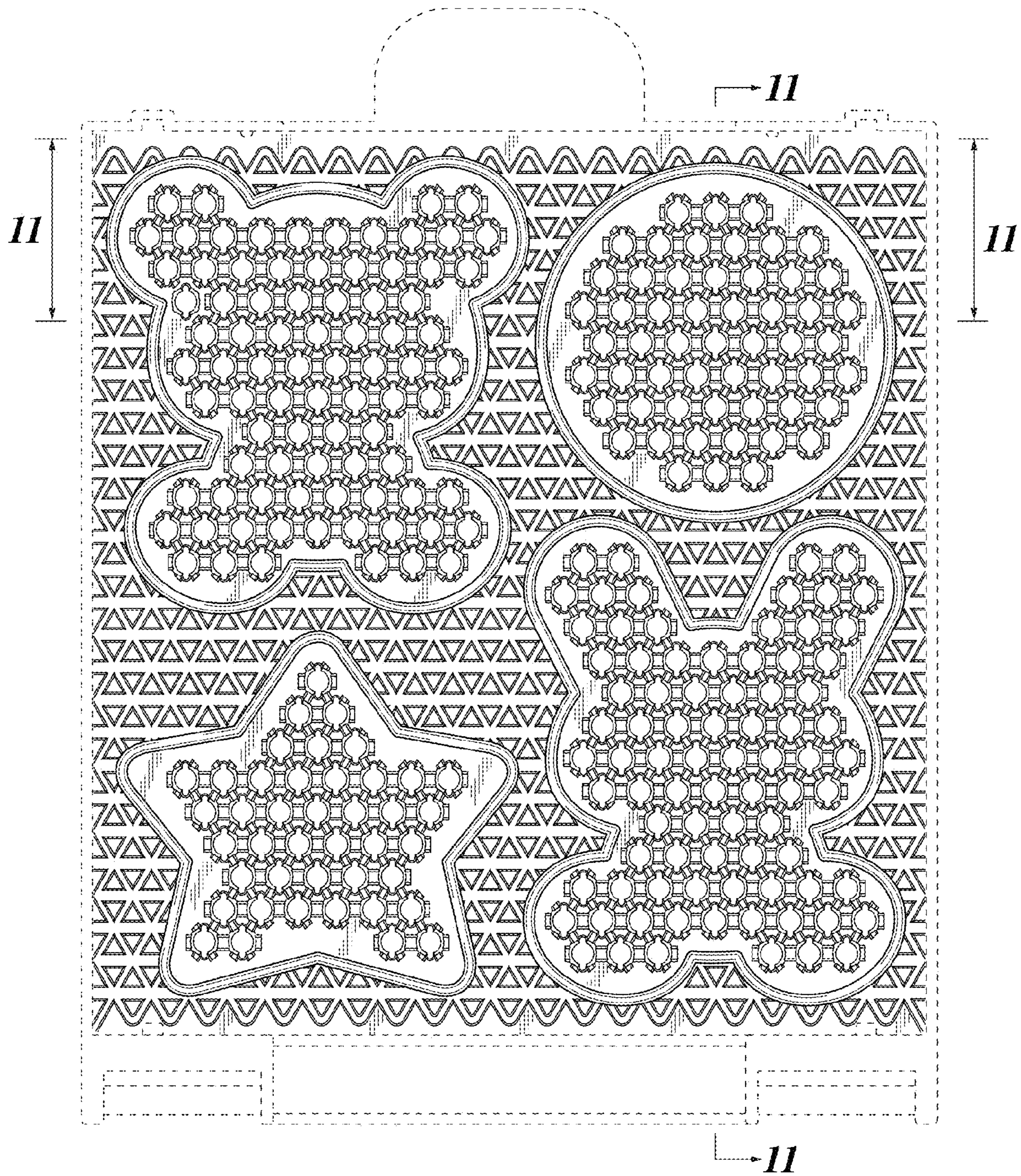


FIG. 4




FIG. 5

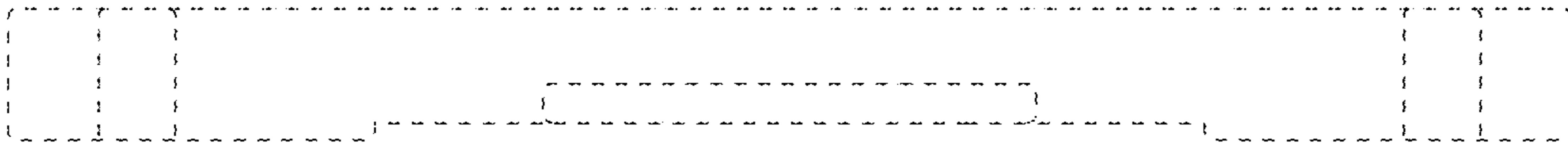


FIG. 6

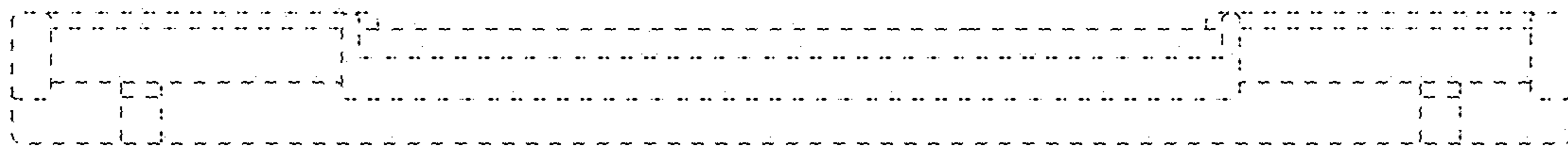


FIG. 7




FIG. 8

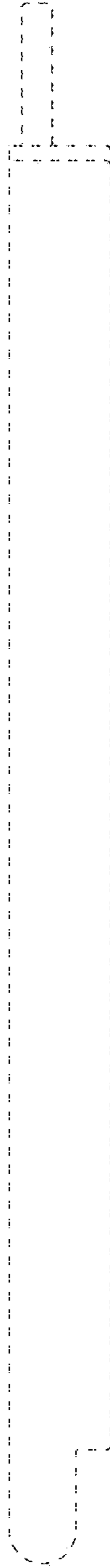


FIG. 9

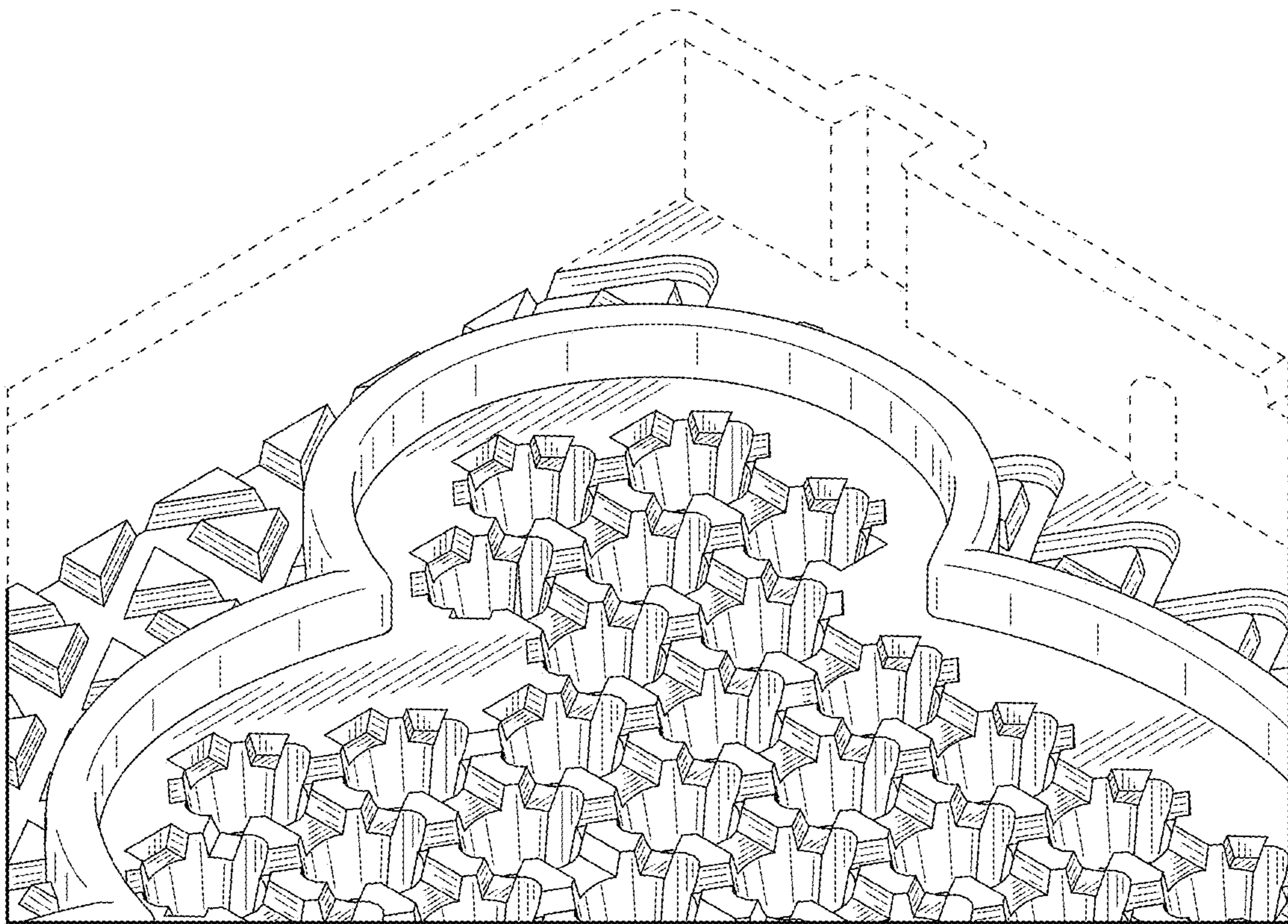


FIG. 10

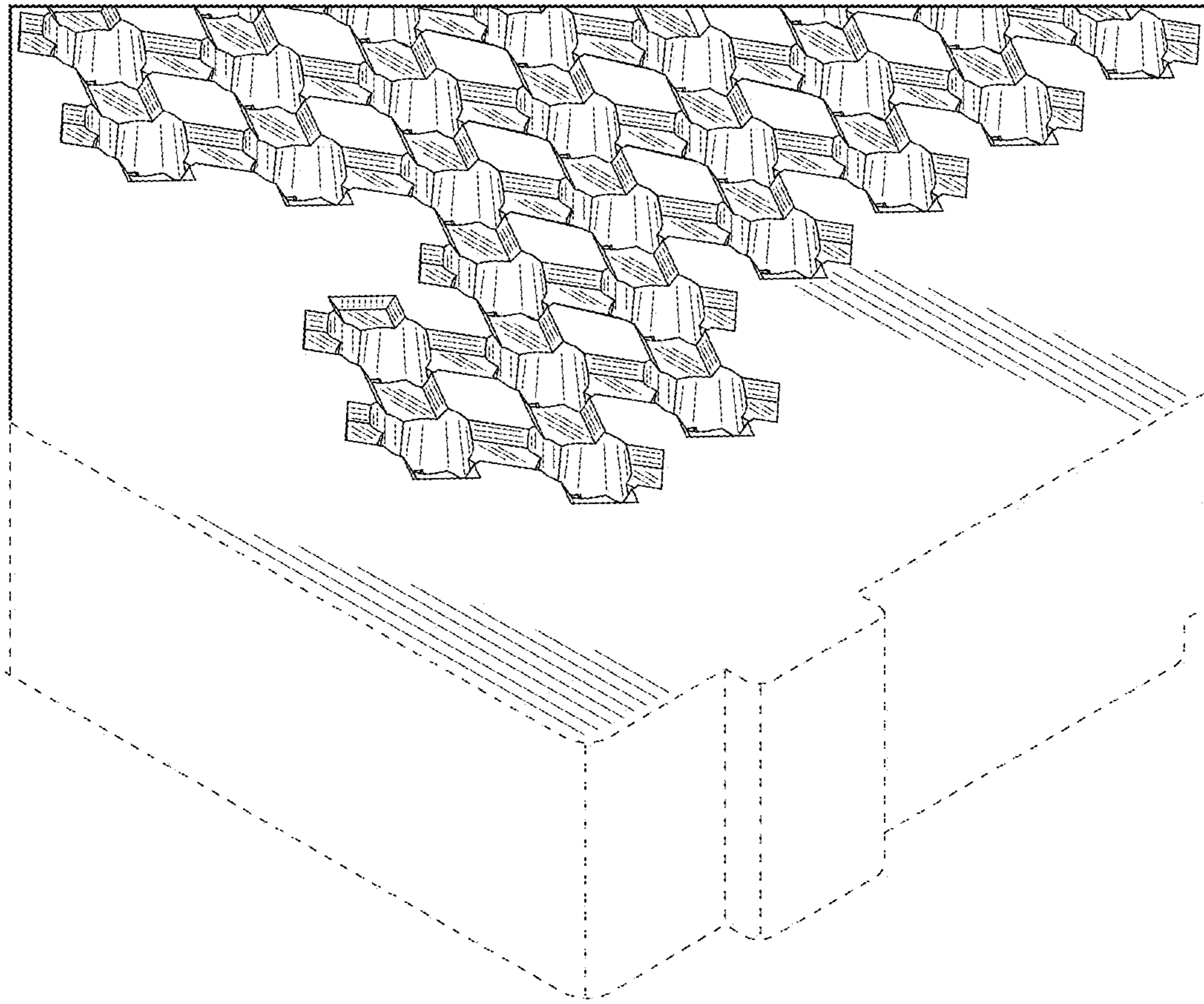


FIG. 11

