

US00D891505S

(12) **United States Design Patent**
Sakai

(10) **Patent No.:** **US D891,505 S**
(45) **Date of Patent:** **** Jul. 28, 2020**

(54) **PROJECTOR**

FOREIGN PATENT DOCUMENTS

(71) Applicant: **FUJIFILM Corporation**, Tokyo (JP)

JP 1272454 S 6/2006

(72) Inventor: **Hiroyuki Sakai**, Saitama (JP)

OTHER PUBLICATIONS

(73) Assignee: **FUJIFILM Corporation**, Tokyo (JP)

Office Action issued in Japanese Design Application No. 2018-005445, dated Aug. 8, 2018.

(**) Term: **15 Years**

* cited by examiner

(21) Appl. No.: **29/663,239**

Primary Examiner — Wan Laymon

(22) Filed: **Sep. 13, 2018**

(74) *Attorney, Agent, or Firm* — Birch, Stewart, Kolasch & Birch, LLP

(30) **Foreign Application Priority Data**

Mar. 15, 2018 (JP) 2018-005445

(51) **LOC (12) Cl.** **16-02**

(52) **U.S. Cl.**
USPC **D16/235**

(58) **Field of Classification Search**
USPC D16/221, 225, 229–232, 234–235, 208,
D16/219; D21/514; 353/114–115, 119
CPC G03B 21/14; G03B 21/145; G03B 21/001;
G03B 21/003; G03B 21/12; G03B 21/00
See application file for complete search history.

(56) **References Cited**

U.S. PATENT DOCUMENTS

D557,726 S * 12/2007 Sumii D16/225
D616,010 S * 5/2010 Song D16/225
D663,759 S * 7/2012 Cho D16/230
2007/0070298 A1 * 3/2007 Hara G03B 21/18
353/119
2018/0299688 A1 * 10/2018 Kubota G03B 21/00
2019/0265499 A1 * 8/2019 Kubota G03B 21/14

(57) **CLAIM**

The ornamental design for a projector, as shown and described.

DESCRIPTION

FIG. 1 is a right perspective view of a projector showing my new design;
FIG. 2 is a front view thereof;
FIG. 3 is a rear view thereof;
FIG. 4 is a top plan view thereof;
FIG. 5 is a bottom plan view thereof;
FIG. 6 is a right side view thereof; and,
FIG. 7 is a left side view thereof.
The broken lines depict portions of the projector in which the design is embodied that form no part of the claimed design.

1 Claim, 6 Drawing Sheets




FIG. 1

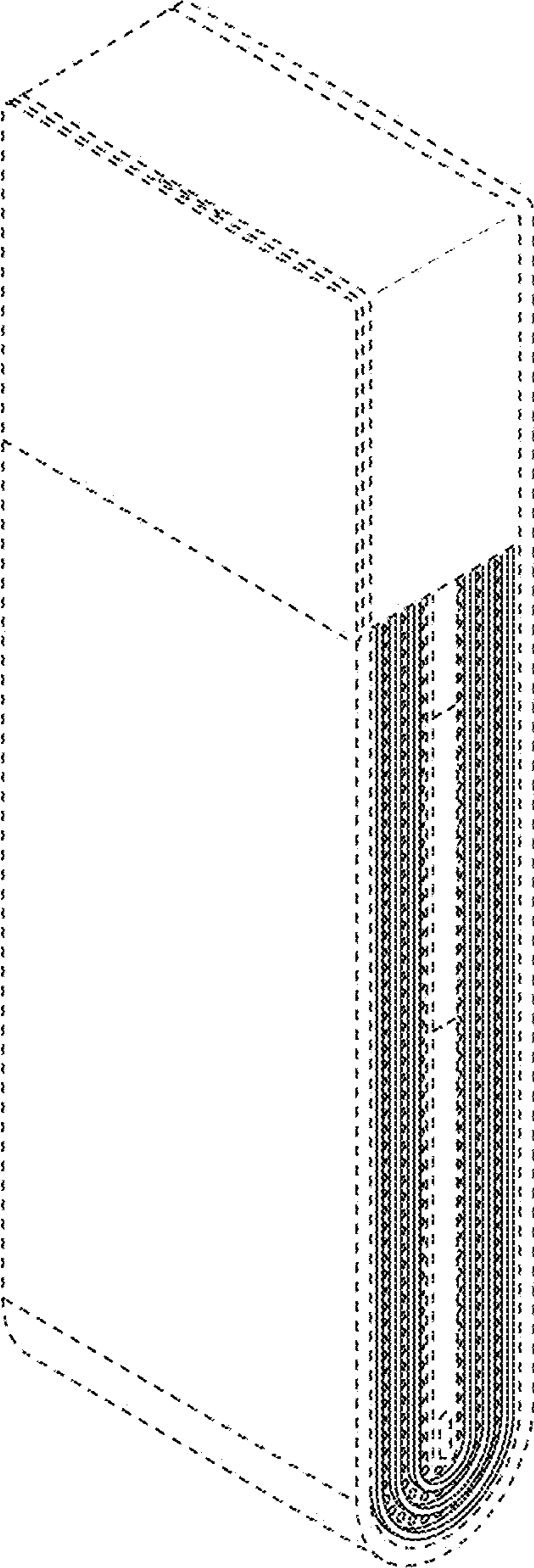


FIG. 2




FIG. 3




FIG. 4




FIG. 5

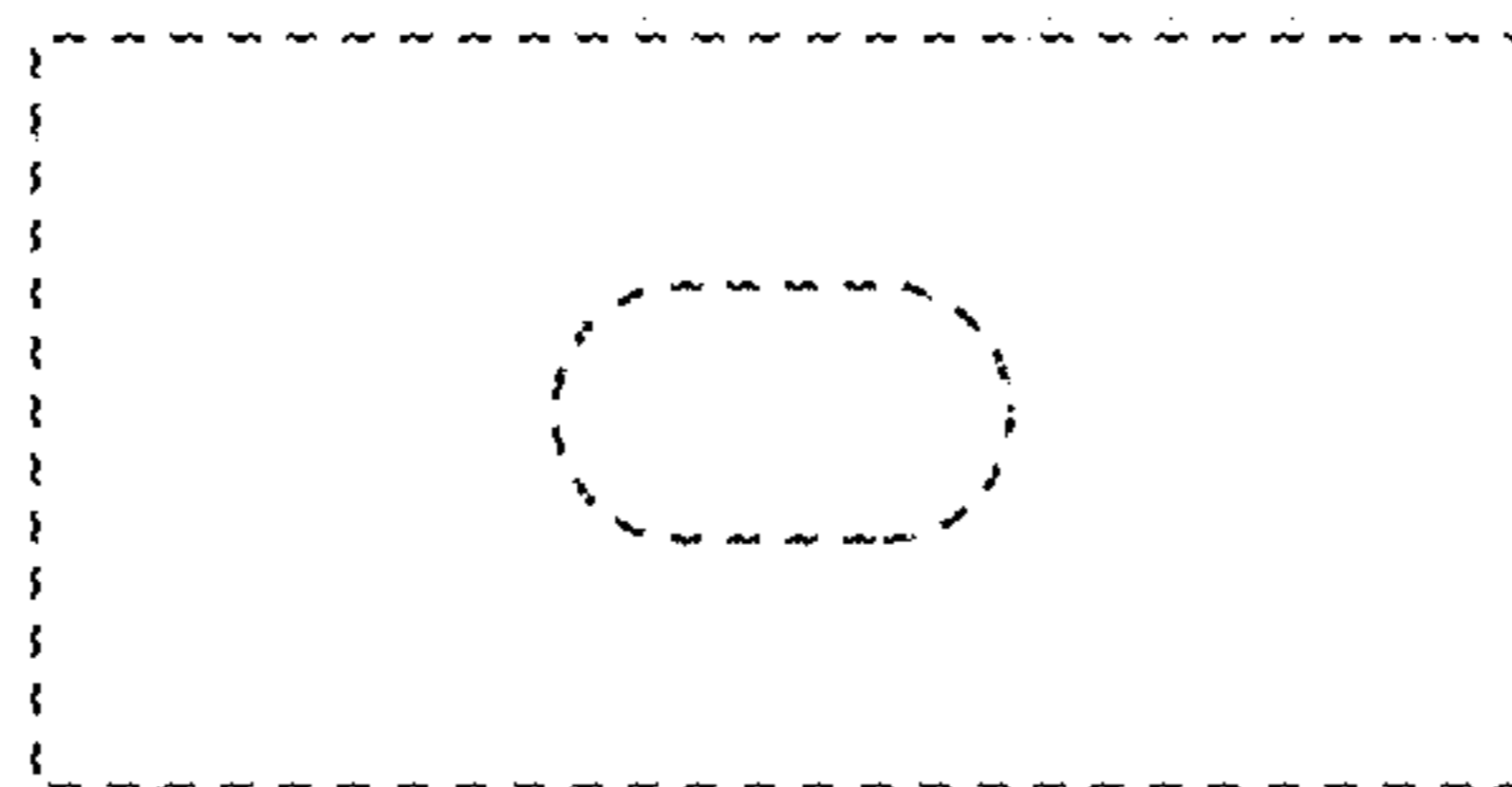


FIG. 6




FIG. 7

