



US00D891449S

(12) **United States Design Patent**  
**Cook et al.**

(10) **Patent No.:** **US D891,449 S**

(45) **Date of Patent:** **\*\* Jul. 28, 2020**

(54) **DISPLAY SCREEN OR PORTION THEREOF WITH GRAPHICAL USER INTERFACE OF A COMMUNICATIONS TERMINAL**

(71) Applicants: **Joseph R. Cook**, Parkland, FL (US);  
**Kristin E. Cook**, Parkland, FL (US)

(72) Inventors: **Joseph R. Cook**, Parkland, FL (US);  
**Kristin E. Cook**, Parkland, FL (US)

(73) Assignee: **TILE REDI, LLC**, Coral Springs, FL (US)

(\*\*) Term: **15 Years**

(21) Appl. No.: **29/612,280**

(22) Filed: **Jul. 31, 2017**

(51) **LOC (12) Cl.** ..... **14-04**

(52) **U.S. Cl.**  
USPC ..... **D14/486**

(58) **Field of Classification Search**  
USPC ..... D14/485-495  
CPC .... G06F 3/048; G06F 3/0481; G06F 3/04812;  
G06F 3/04815; G06F 3/04817; G06F  
3/0482; G06F 3/0483; G06F 3/0484;  
G06F 3/04842; G06F 3/04845  
See application file for complete search history.

(56) **References Cited**

**U.S. PATENT DOCUMENTS**

D784,368 S \* 4/2017 Mitti ..... D14/485  
D788,148 S \* 5/2017 Yao ..... D14/486  
D788,150 S \* 5/2017 Yao ..... D14/486

D788,789 S \* 6/2017 Pickering ..... D14/485  
D789,945 S \* 6/2017 Chang ..... D14/485  
D797,767 S \* 9/2017 Esselstrom ..... D14/485  
D833,462 S \* 11/2018 Dahlen ..... D14/485  
D835,631 S \* 12/2018 Yepez ..... D14/485  
D835,636 S \* 12/2018 Yao ..... D14/485  
D838,737 S \* 1/2019 Martin ..... D14/486  
D841,686 S \* 2/2019 Kim ..... D14/488  
D845,965 S \* 4/2019 Kim ..... D14/485  
D847,158 S \* 4/2019 Yao ..... D14/485  
D847,824 S \* 5/2019 Toth ..... D14/485  
D849,016 S \* 5/2019 Pickering ..... D14/485  
D853,436 S \* 7/2019 Lassner ..... D14/488

\* cited by examiner

*Primary Examiner* — Melanie H Tung

*Assistant Examiner* — Bao-Yen T Nguyen

(74) *Attorney, Agent, or Firm* — Kevin P. Crosby, Esq.;  
Rubin & Rubin

(57) **CLAIM**

The ornamental design for a display screen or portion thereof with graphical user interface of a communications terminal, as shown and described.

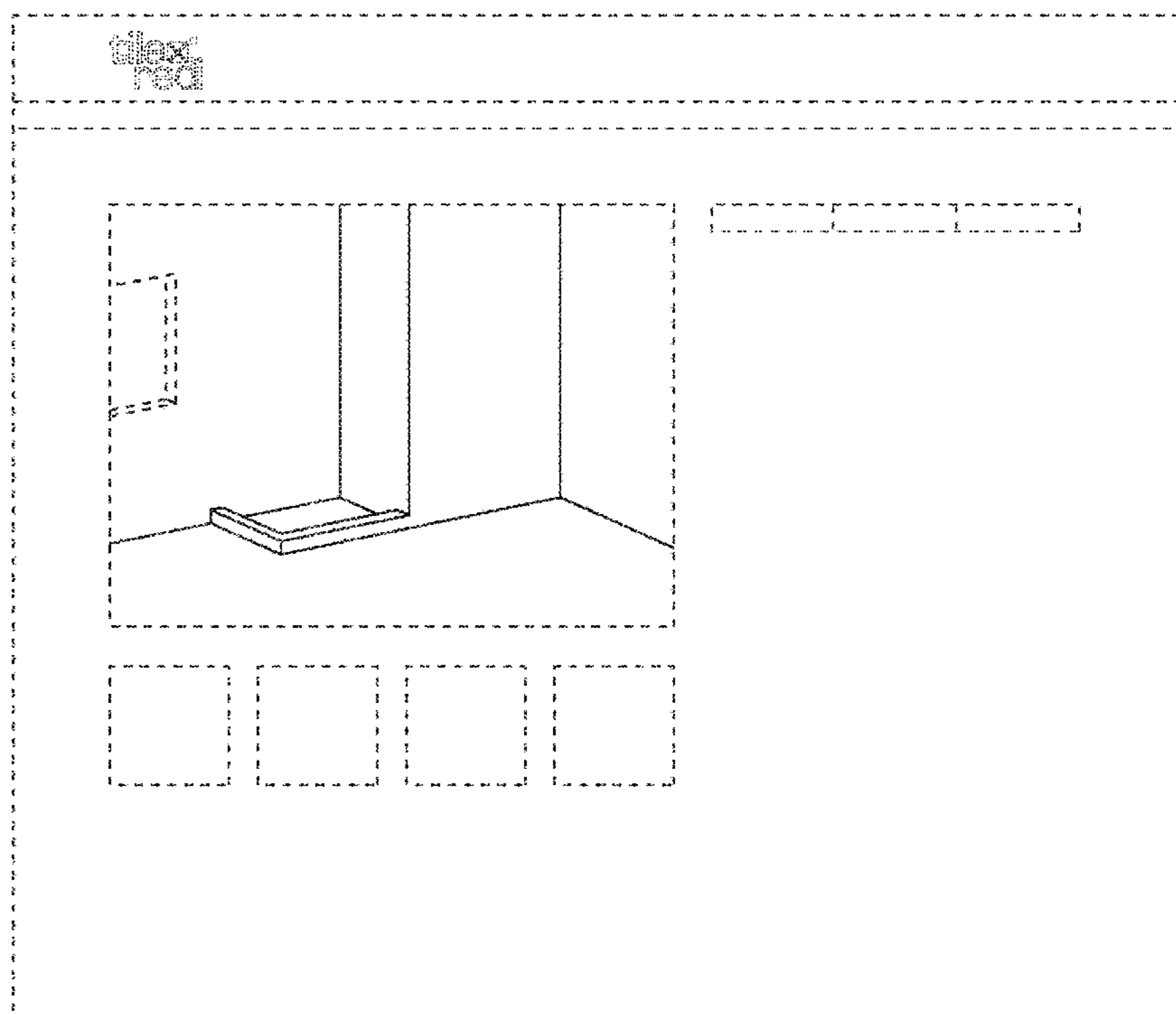
**DESCRIPTION**

FIG. 1 is a front view of a display screen or portion thereof with graphical user interface of a communications terminal; and,

FIG. 2 is a front view of a second embodiment thereof.

The broken lines showing the display screen or portion thereof form no part of the claimed design. The broken lines showing portions of the graphical user interface form no part of the claimed design.

**1 Claim, 2 Drawing Sheets**



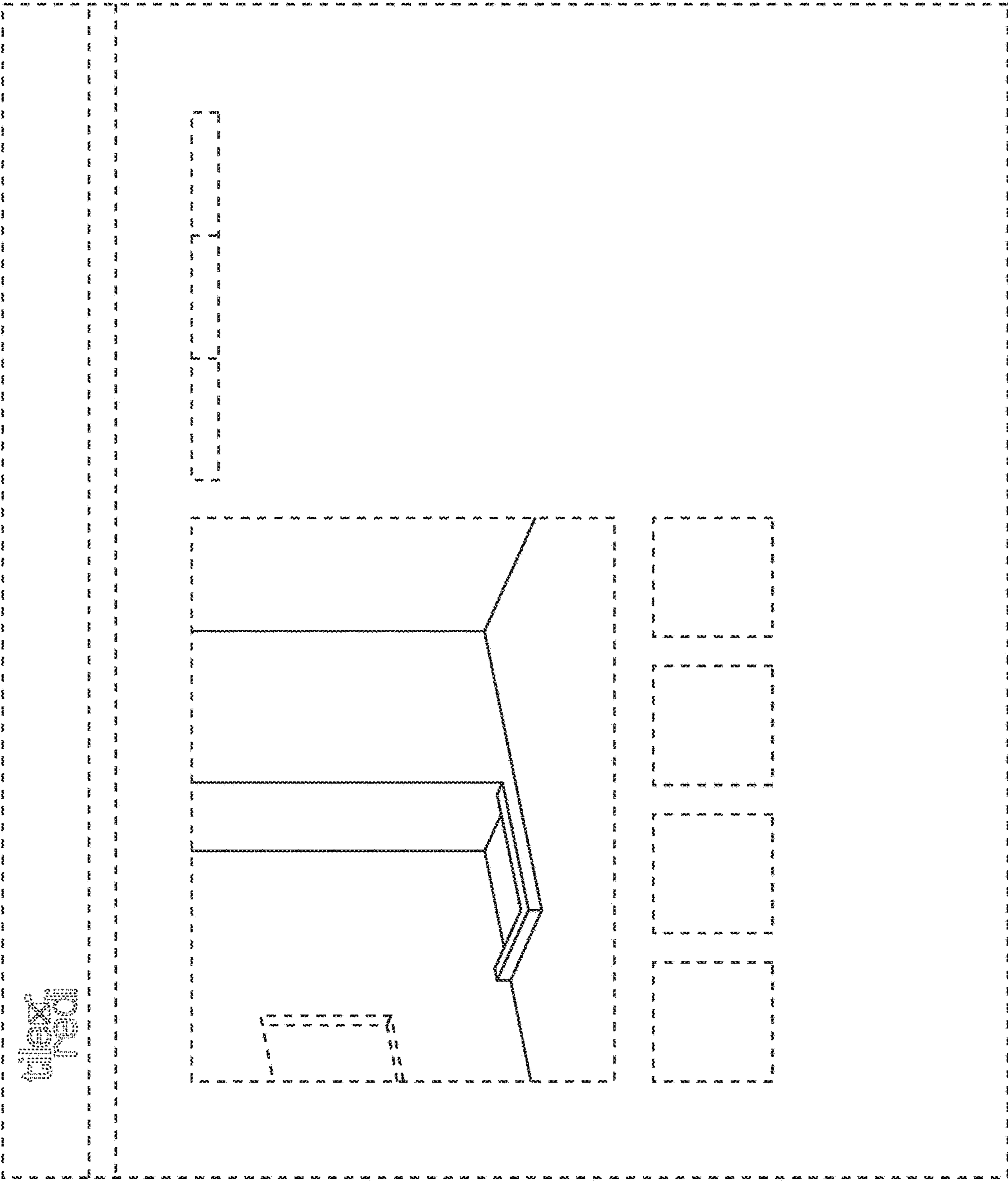


FIG. 1

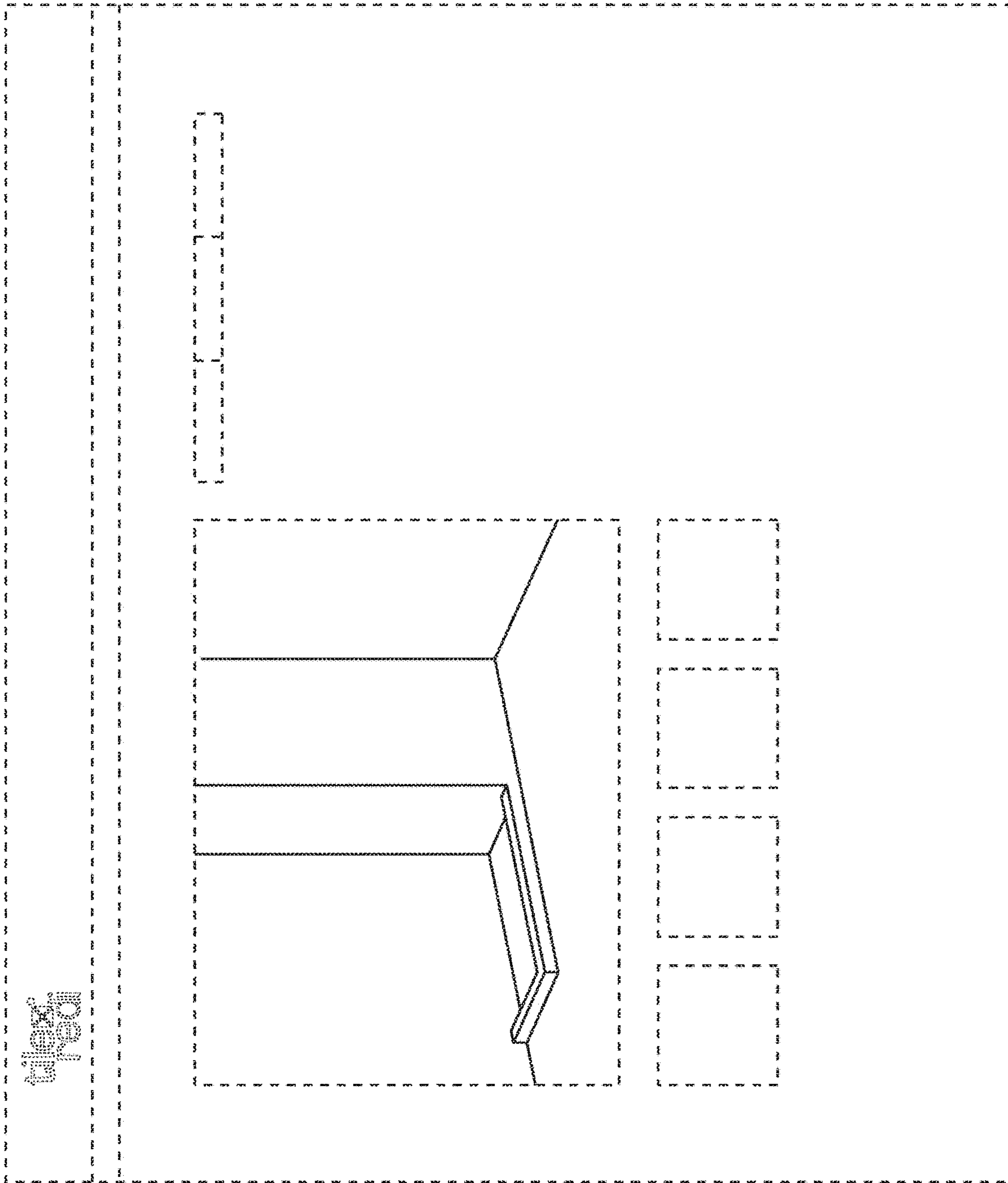


FIG. 2