



US00D891434S

(12) **United States Design Patent**
Lee et al.

(10) **Patent No.:** **US D891,434 S**
(45) **Date of Patent:** **** Jul. 28, 2020**

(54) **PROTECTIVE COVER SKIN FOR ELECTRONIC DEVICE**

(71) Applicant: **elago CO. LTD**, Goyang-si, Gyeonggi-do (KR)

(72) Inventors: **Chanwoo Lee**, Goyang-si (KR); **Chong Min Kim**, Seoul (KR)

(73) Assignee: **elago CO. LTD**, Goyang-si, Gyeonggi-Do (KR)

(**) Term: **15 Years**

(21) Appl. No.: **29/716,085**

(22) Filed: **Dec. 6, 2019**

(51) **LOC (12) Cl.** **14-02**

(52) **U.S. Cl.**
USPC **D14/440**

(58) **Field of Classification Search**
USPC D14/440, 447, 250; 206/45.23, 320, 206/45.2; 361/679.55; 294/25; 224/218; D3/294; D9/420
CPC G06F 1/1628; G06F 1/1626; A47B 23/044
See application file for complete search history.

(56) **References Cited**

U.S. PATENT DOCUMENTS

D259,596 S	6/1981	Gray	
D323,929 S *	2/1992	Hodson	D14/440
D377,788 S *	2/1997	Carlson	D14/440
D467,799 S *	12/2002	Persson	D9/420
D517,311 S	3/2006	Kim	
D548,970 S	8/2007	Huang	
D558,973 S *	1/2008	Hussaini	D3/201
D586,557 S	2/2009	Jalet	
D604,501 S	11/2009	Lee	
D663,524 S	7/2012	Penttinen	
D673,430 S	1/2013	Glassman	
8,611,578 B2	12/2013	Kim et al.	

D714,296 S *	9/2014	Fujioka	D14/440
8,831,538 B2 *	9/2014	Yuen	A61B 5/222 455/90.1
D720,096 S *	12/2014	McDougall	D28/66
D738,110 S	9/2015	Jiang et al.	
D740,692 S *	10/2015	Christie	D9/748

(Continued)

FOREIGN PATENT DOCUMENTS

CN	304965099	12/2018
CN	305227304	6/2019

(Continued)

Primary Examiner — Cynthia R Underwood

(74) *Attorney, Agent, or Firm* — Paratus Law Group, PLLC

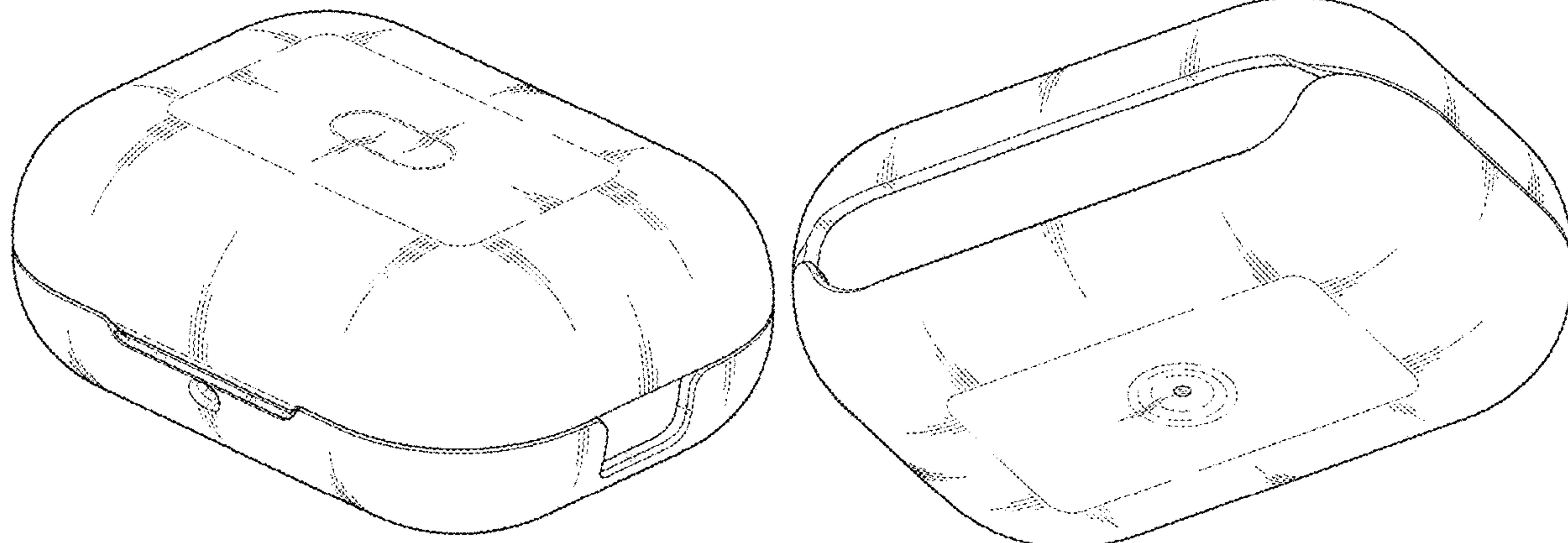
(57) **CLAIM**

The ornamental design for a protective cover skin for electronic device, as shown and described.

DESCRIPTION

FIG. 1 is a front, top, and right perspective view of a protective cover skin for electronic device, showing the claimed design;
FIG. 2 is a front view thereof;
FIG. 3 is a back view thereof;
FIG. 4 is a left side view thereof;
FIG. 5 is a right side view thereof;
FIG. 6 is a top view thereof;
FIG. 7 is a bottom view thereof; and,
FIG. 8 is a rear, bottom, and left perspective view thereof. The broken lines shown in FIGS. 3 and 5 depict interior parts of the protective cover skin for electronic device, but form no part of the claimed design. The interior parts of the protective cover skin for electronic device, seen through openings in FIGS. 1, 3, 5, 7, and 8, form no part of the claimed design.

1 Claim, 5 Drawing Sheets



(56)

References Cited

U.S. PATENT DOCUMENTS

D764,476 S * 8/2016 Gleason, III D14/440
 D772,572 S 11/2016 Palmborg et al.
 D775,818 S 1/2017 Ingraham
 D801,312 S 10/2017 Birger
 D806,648 S 1/2018 Beedham et al.
 D810,421 S * 2/2018 Ross D3/203.1
 D812,065 S * 3/2018 Shim D14/440
 D817,640 S * 5/2018 Dang D3/294
 D818,268 S * 5/2018 Akana D3/294
 D838,480 S 1/2019 Son et al.
 D839,583 S 2/2019 Cao
 D841,580 S 2/2019 Bao
 D841,581 S 2/2019 Bonahoom et al.
 D846,264 S * 4/2019 Wu D3/201
 D849,401 S * 5/2019 Akana D3/274
 D851,913 S 6/2019 Yu
 D853,116 S 7/2019 Bergman et al.
 D863,261 S 10/2019 Zhu
 D864,110 S 10/2019 Yoshimura
 D864,971 S * 10/2019 Lee D14/440
 D868,453 S 12/2019 Lee et al.

D872,094 S * 1/2020 Wright D14/440
 D873,217 S * 1/2020 Zhang D13/108
 D876,821 S * 3/2020 Lee D3/203.3
 D883,296 S * 5/2020 Lee D14/440
 2007/0256946 A1 * 11/2007 Godshaw B65D 25/10
 2019/0069066 A1 2/2019 Song et al. 206/320

FOREIGN PATENT DOCUMENTS

CN 305277907 7/2019
 CN 305398401 10/2019
 CN 305401536 10/2019
 CN 305443323 11/2019
 CN 305446522 11/2019
 CN 305450211 11/2019
 CN 305481943 12/2019
 CN 305488484 12/2019
 CN 305488530 12/2019
 EM 006598868-0001 7/2019
 IN 310548-0001 11/2019
 KR 301036207.0000 12/2019
 WO WO 2019/076357 A1 4/2019

* cited by examiner

FIG. 1

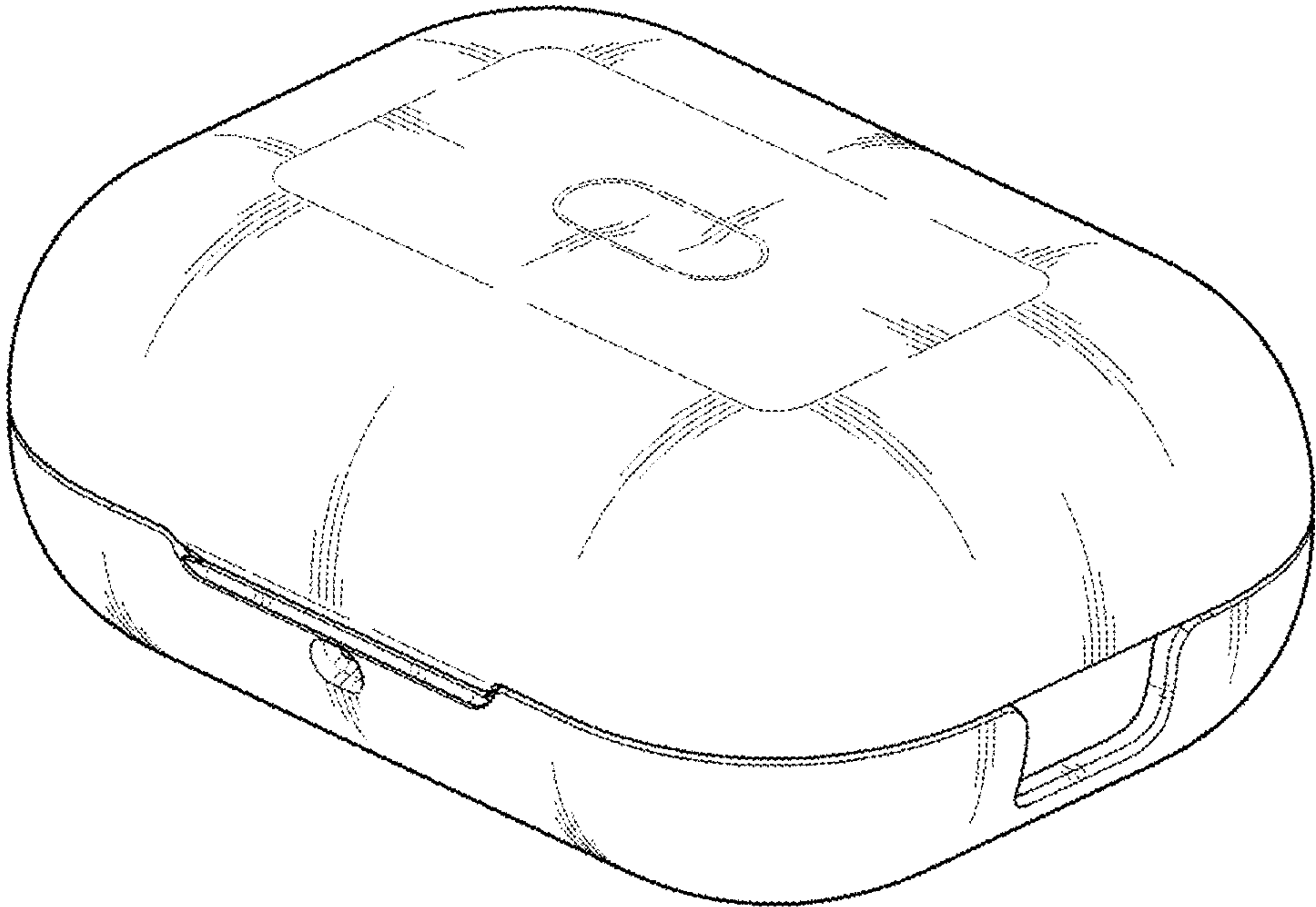


FIG. 2

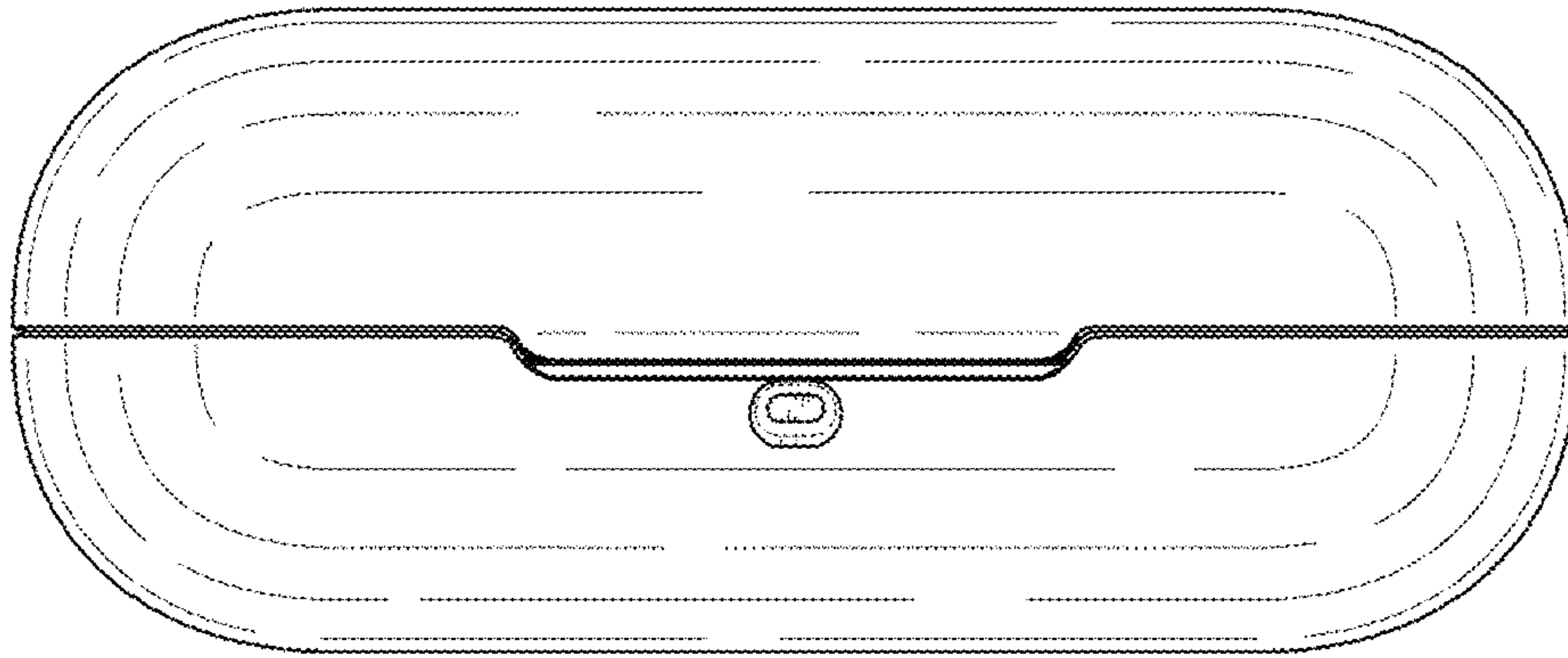


FIG. 3

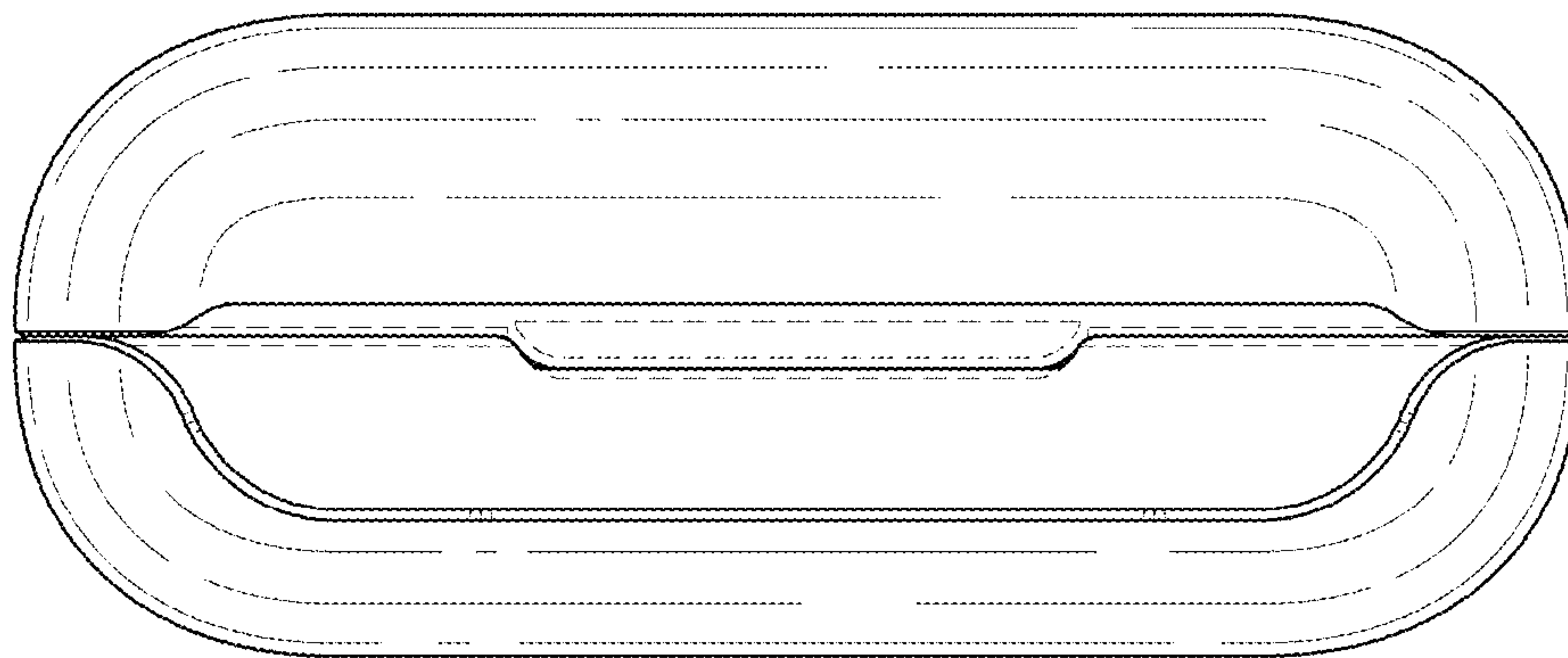


FIG. 4

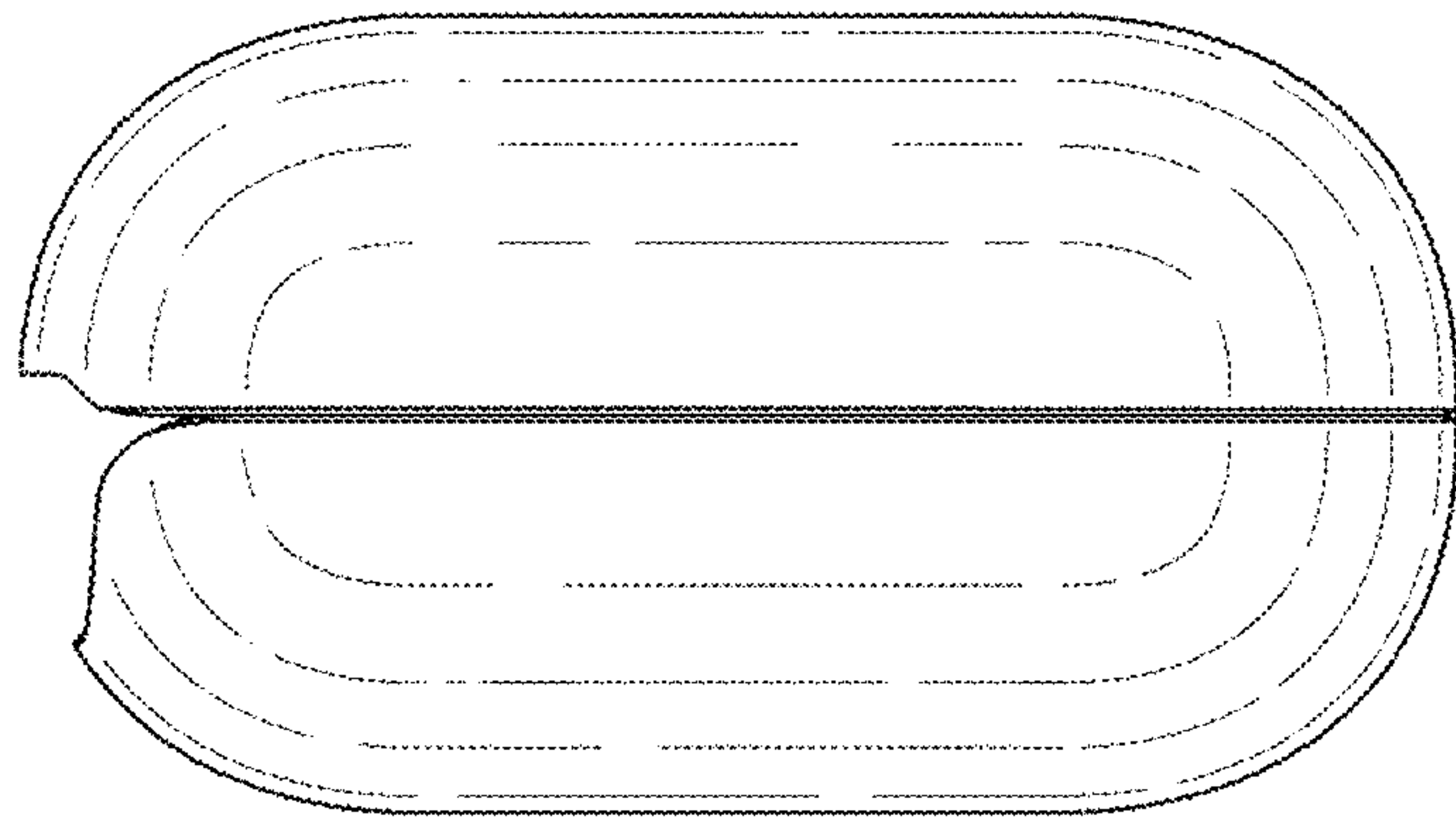


FIG. 5

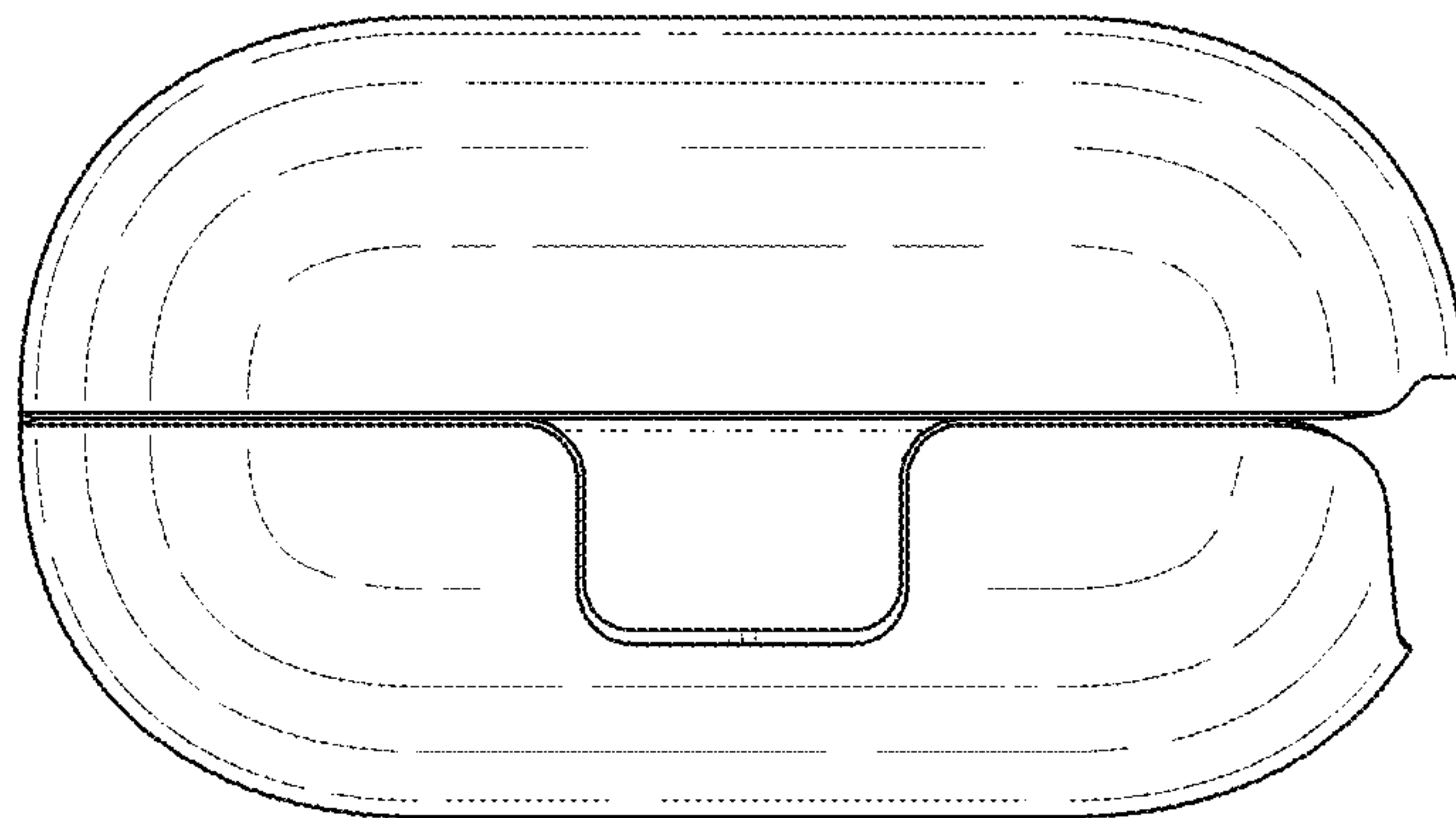


FIG. 6

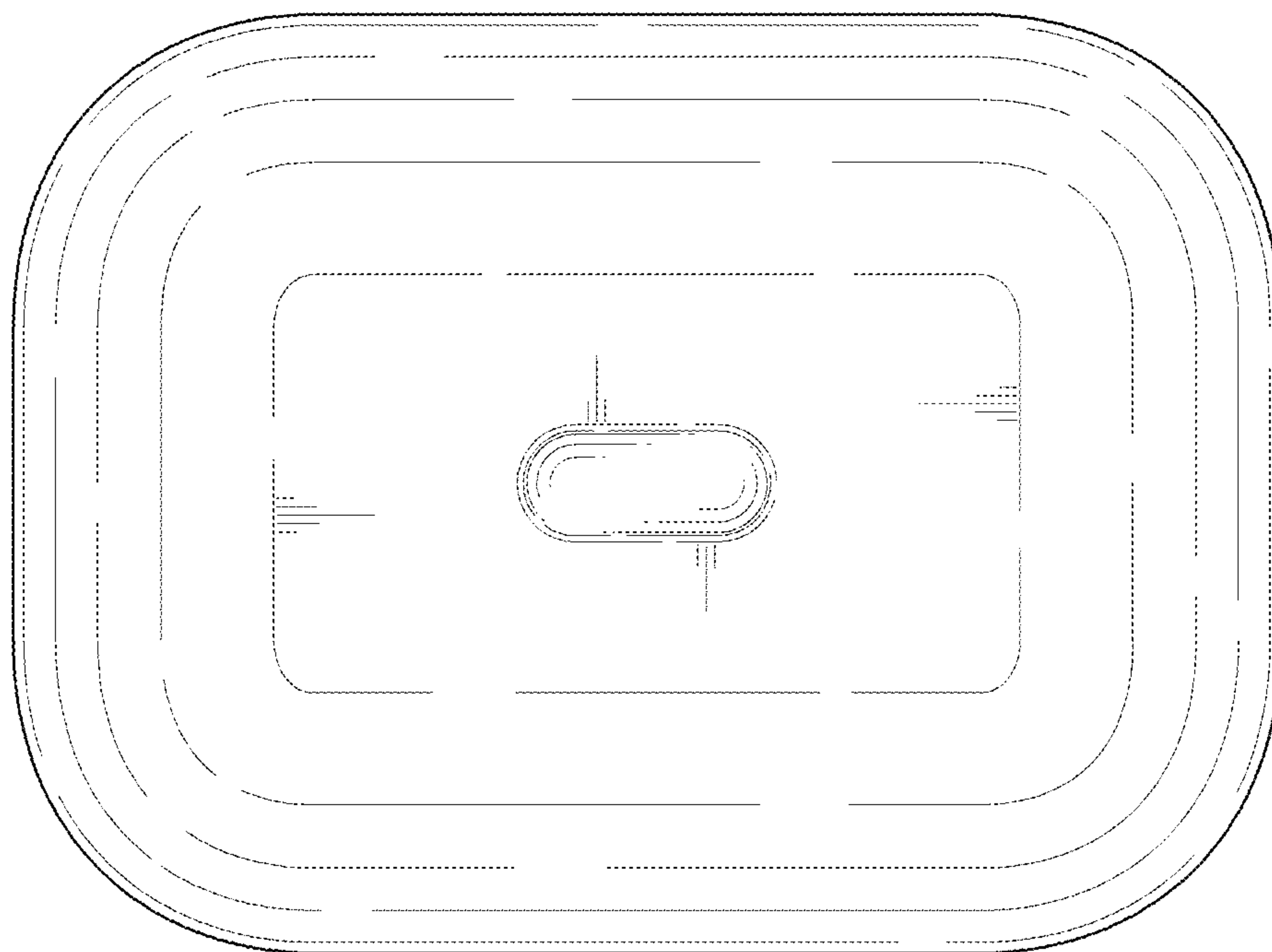


FIG. 7

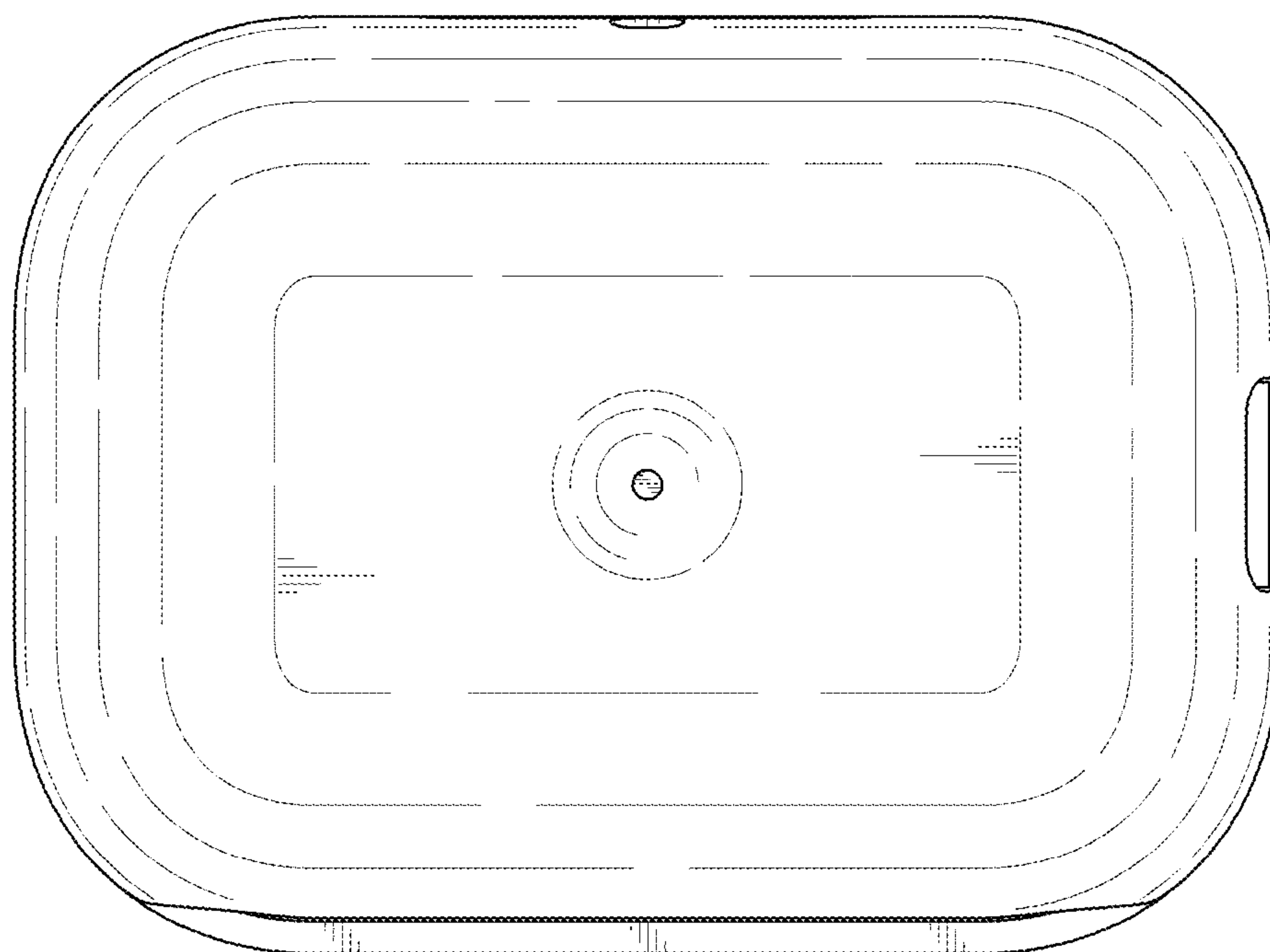


FIG. 8

