



US00D891397S

(12) **United States Design Patent**  
**Zeng**

(10) **Patent No.:** **US D891,397 S**  
(45) **Date of Patent:** **\*\* Jul. 28, 2020**

(54) **EAR PAD**  
(71) Applicant: **Fanguang Zeng**, Shenzhen (CN)  
(72) Inventor: **Fanguang Zeng**, Shenzhen (CN)  
(\*\*) Term: **15 Years**  
(21) Appl. No.: **29/731,249**  
(22) Filed: **Apr. 13, 2020**  
(51) **LOC (12) Cl.** ..... **14-01**  
(52) **U.S. Cl.**  
USPC ..... **D14/205**  
(58) **Field of Classification Search**  
USPC ..... D14/205, 206, 188, 192; D3/327;  
D2/891, 639, 860; 381/380, 381, 328,  
381/370, 371, 372; 455/90.3, 575.1,  
455/569.1  
CPC .... H04R 25/00; H04R 1/1066; H04R 1/1016;  
H04R 5/033; H04R 5/0335; H04R 1/105;  
A61F 11/06  
See application file for complete search history.

7,120,267 B2 \* 10/2006 Ito ..... H04M 1/05  
381/375  
7,165,647 B2 \* 1/2007 Lee ..... H04R 19/04  
181/158  
D544,650 S \* 6/2007 Westerdal ..... D29/112  
D576,604 S \* 9/2008 Suzuki ..... D14/205  
7,433,466 B2 \* 10/2008 Mason ..... H04M 1/0281  
379/428.01  
D589,492 S \* 3/2009 Mistry ..... D14/205  
D638,397 S \* 5/2011 McManigal ..... D14/205  
D649,527 S \* 11/2011 Lee ..... D14/205  
D649,956 S \* 12/2011 Gresko ..... D14/205  
D651,586 S \* 1/2012 Lee ..... D14/205  
D666,992 S \* 9/2012 Lee ..... D14/205  
D672,744 S \* 12/2012 Scarpa ..... D14/205  
D672,745 S \* 12/2012 Abed ..... D14/205  
D678,859 S \* 3/2013 Lee ..... D14/205  
D697,048 S \* 1/2014 Pavitsich ..... D14/205  
D697,897 S \* 1/2014 Lee ..... D14/205

(Continued)

Primary Examiner — Paula Allen Greene

(57) **CLAIM**

The ornamental design for an ear pad, as shown and described.

(56) **References Cited**

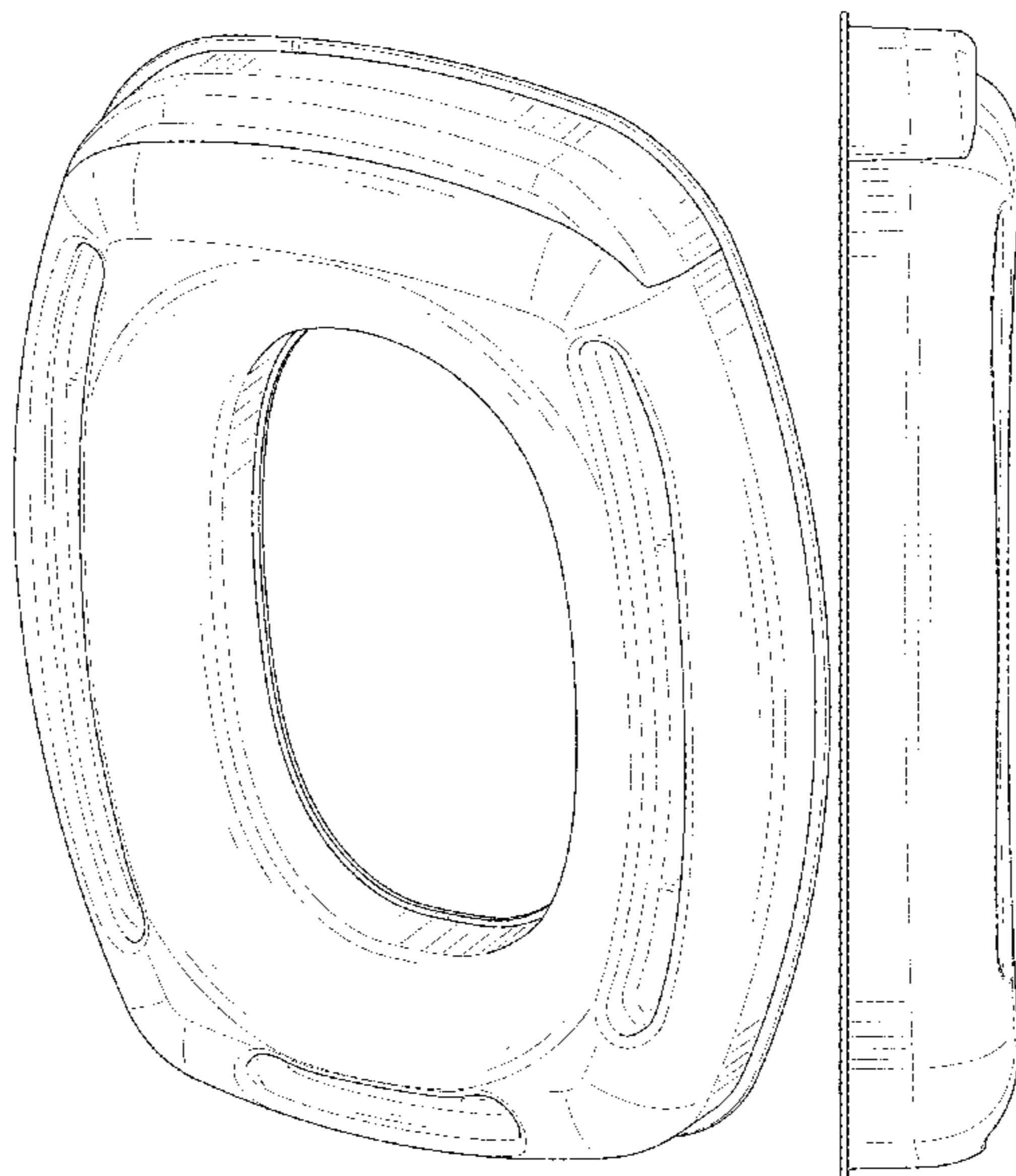
U.S. PATENT DOCUMENTS

3,454,964 A \* 7/1969 Brinkhoff ..... A61F 11/14  
2/209  
D222,547 S \* 11/1971 Kantor ..... D14/205  
D239,787 S \* 5/1976 Lonstedt ..... D29/112  
D244,300 S \* 5/1977 Besasie ..... D14/205  
D299,337 S \* 1/1989 Wiegel ..... D14/206  
D313,092 S \* 12/1990 Nilsson ..... D14/205  
4,993,074 A \* 2/1991 Carroll ..... H04R 5/033  
181/129  
5,023,955 A \* 6/1991 Murphy, II ..... A61F 11/14  
181/129  
D322,071 S \* 12/1991 Bergin ..... D14/205  
5,500,958 A \* 3/1996 Falco ..... A61F 11/14  
2/209  
5,920,911 A \* 7/1999 Cushman ..... A61F 11/14  
181/129

**DESCRIPTION**

FIG. 1 is a perspective view of an ear pad showing my new design;  
FIG. 2 is another perspective view thereof;  
FIG. 3 is a front elevational view thereof;  
FIG. 4 is a rear elevational view thereof;  
FIG. 5 is a left side elevational view thereof;  
FIG. 6 is a right side elevational view thereof;  
FIG. 7 is a top plan view thereof; and,  
FIG. 8 is a bottom plan view thereof.  
The broken lines in the drawing depict boundaries of the ear pad that are for illustrative purposes only; the broken lines form no part of the claimed design.

**1 Claim, 8 Drawing Sheets**



(56)

**References Cited**

U.S. PATENT DOCUMENTS

D729,193 S \* 5/2015 Kirsch ..... D14/205  
D787,469 S \* 5/2017 Djohar ..... D14/205  
D787,470 S \* 5/2017 Kelly ..... D14/205  
D815,615 S 4/2018 Wernblad  
D826,895 S \* 8/2018 Sharp ..... D14/205  
D868,025 S \* 11/2019 Brace ..... D14/205  
D881,475 S \* 4/2020 Xu ..... D29/112  
10,667,954 B2 \* 6/2020 Matossian ..... A61F 11/14  
2007/0094771 A1 \* 5/2007 Chen ..... H04R 1/086  
2/209  
2009/0077715 A1 \* 3/2009 Jack ..... A45D 44/12  
2/174  
2010/0040252 A1 \* 2/2010 Thompson ..... H04R 1/083  
381/375  
2010/0158301 A1 6/2010 Kuhtz et al.  
2016/0193085 A1 \* 7/2016 Jenkins ..... H04R 1/1083  
381/367  
2017/0118552 A1 \* 4/2017 White ..... H04R 5/0335

\* cited by examiner

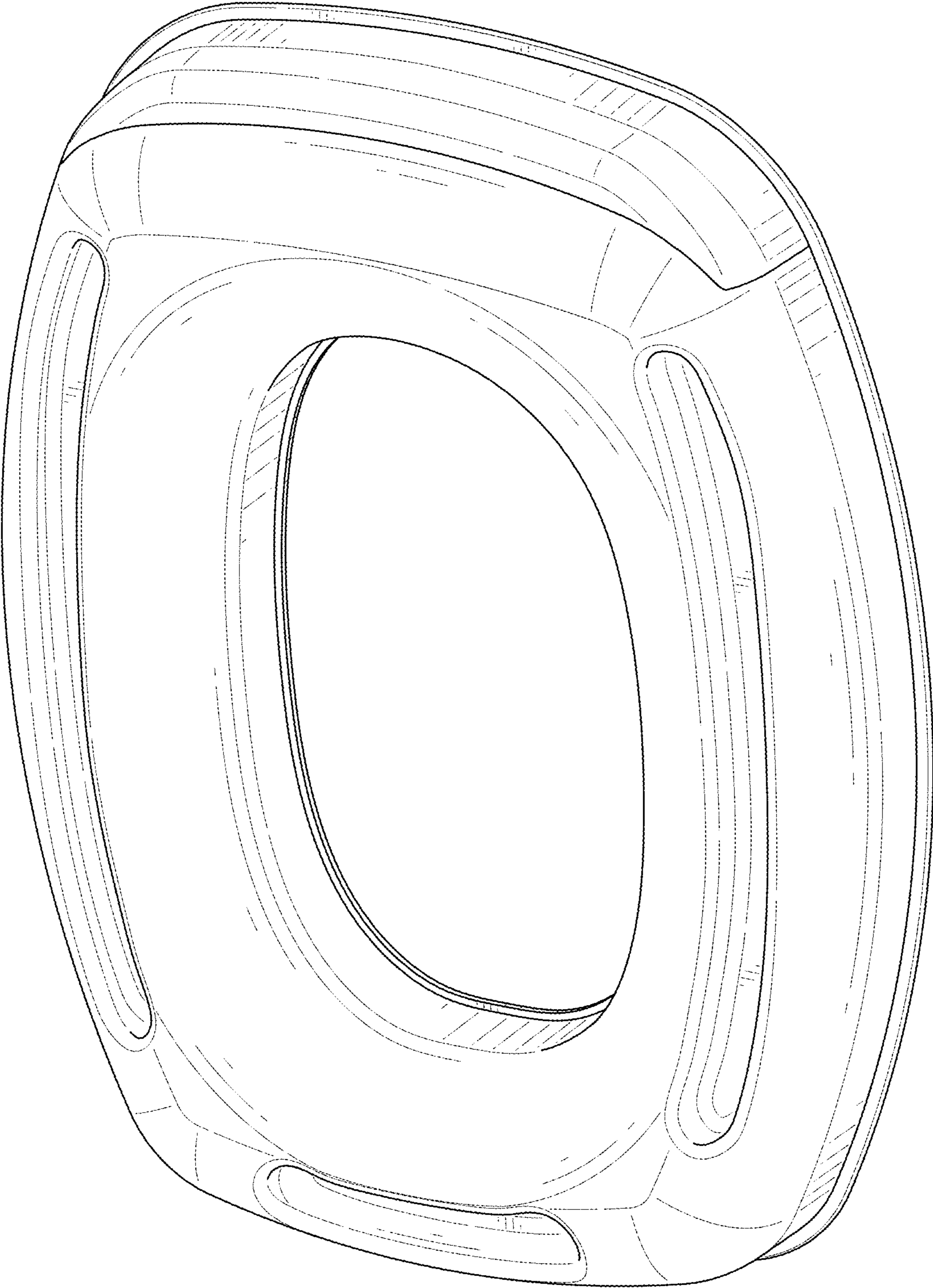


FIG. 1

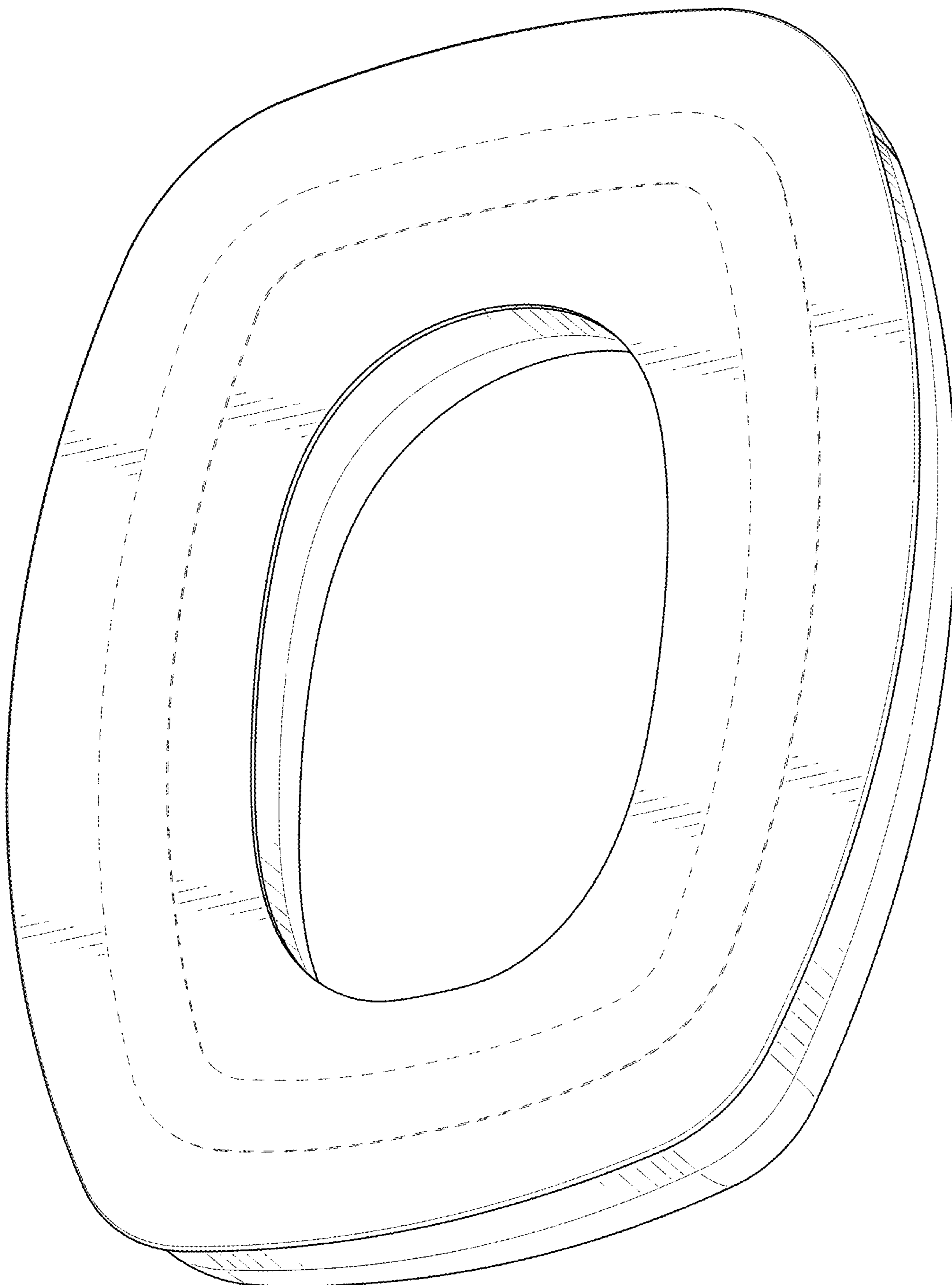


FIG. 2

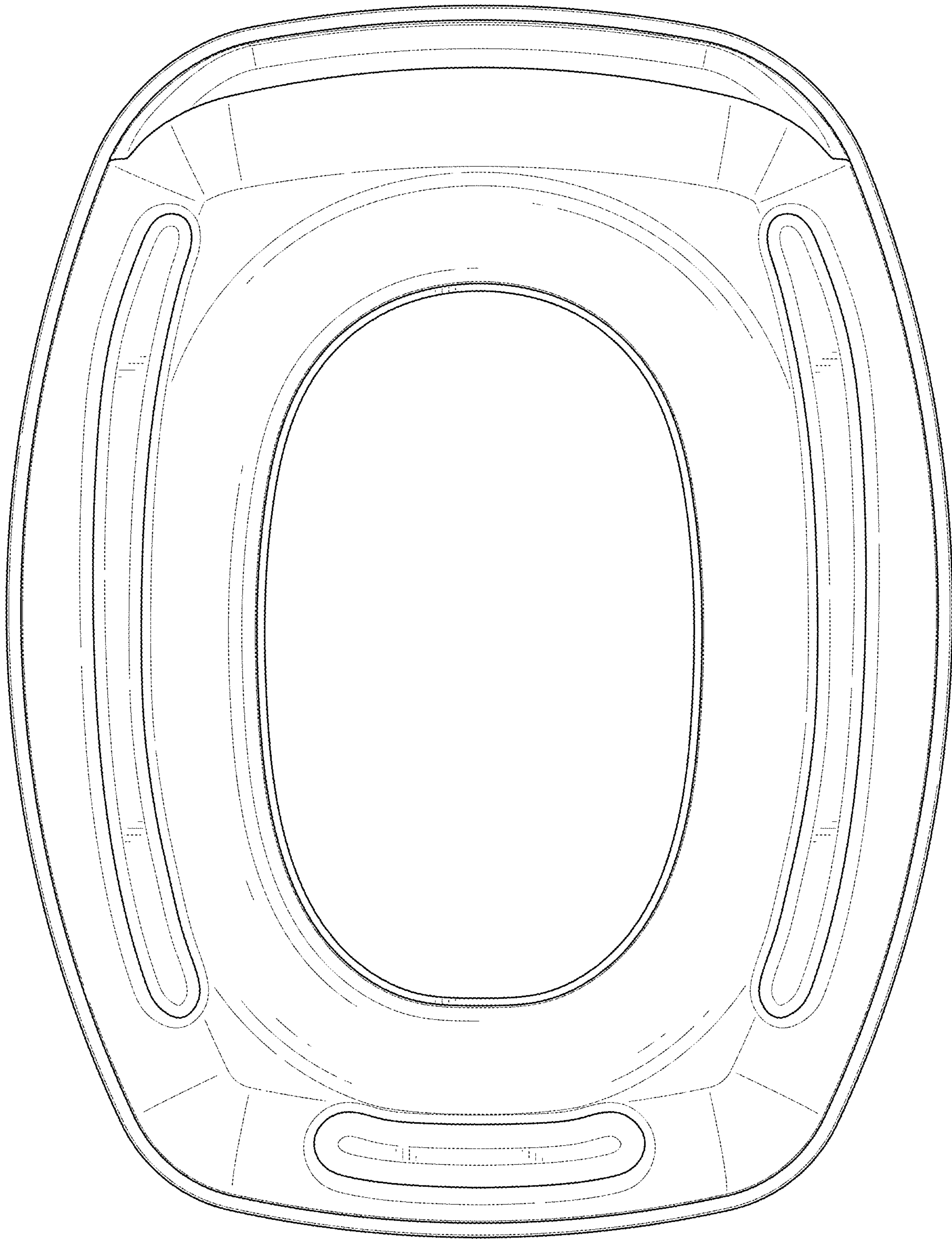


FIG. 3

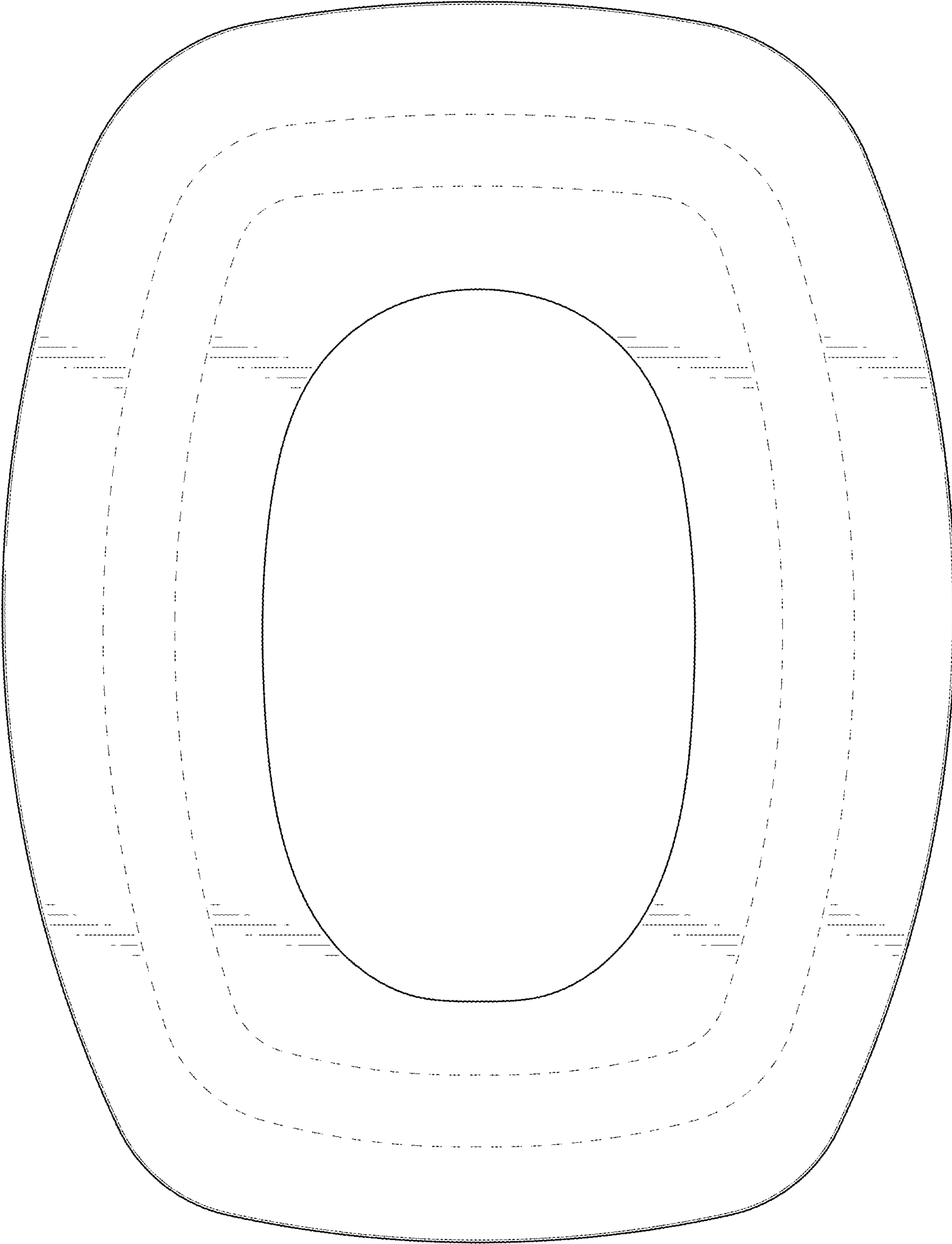


FIG. 4

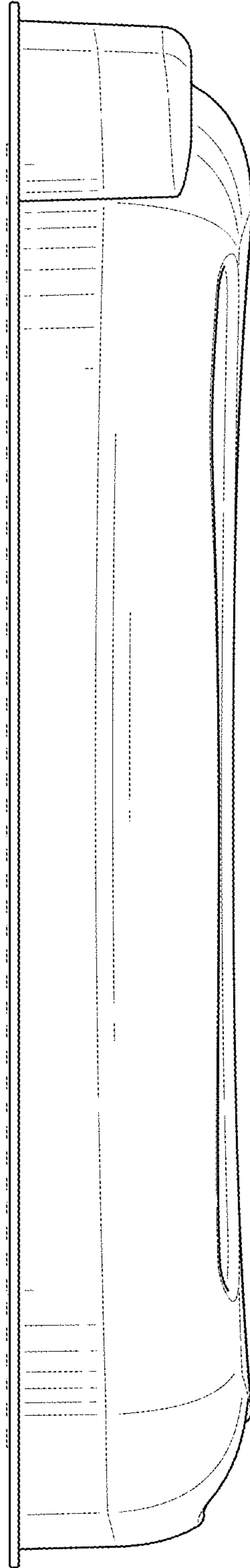


FIG. 5

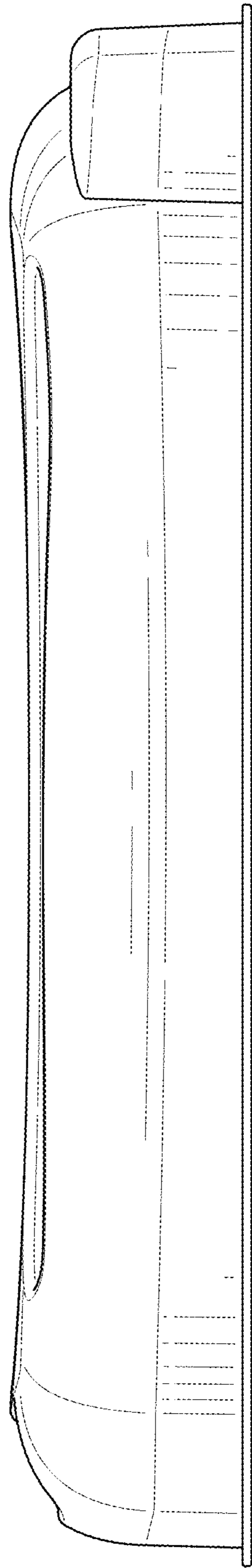


FIG. 6



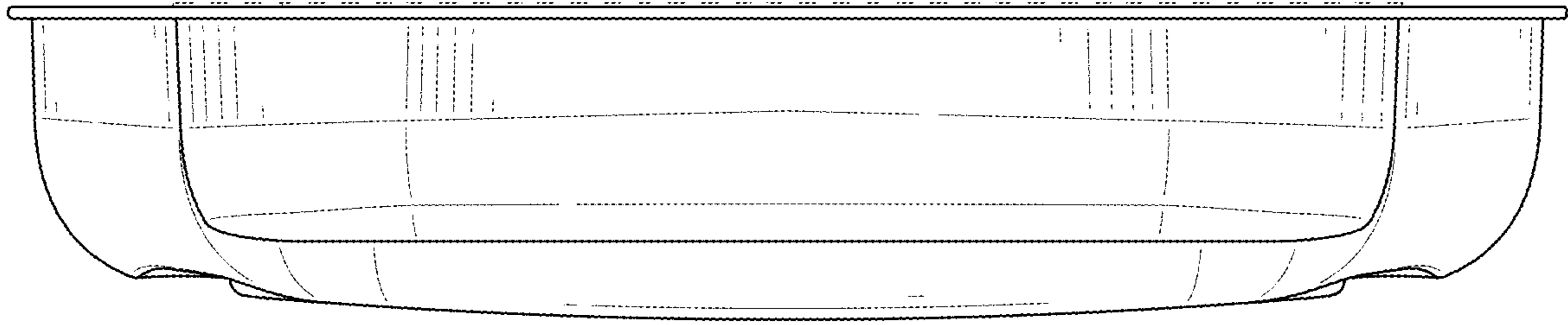


FIG. 7

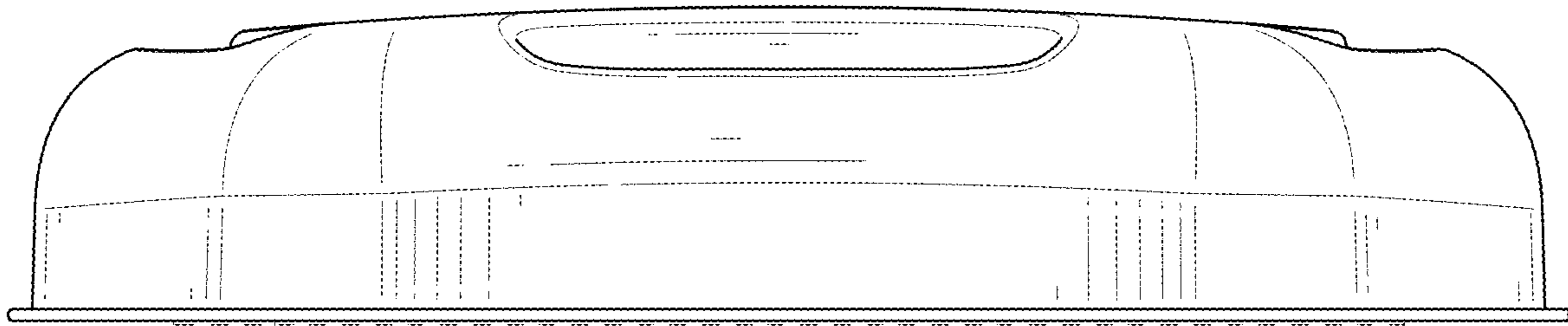


FIG. 8