



US00D891377S

(12) **United States Design Patent** (10) **Patent No.:** **US D891,377 S**
Ahrari et al. (45) **Date of Patent:** **** Jul. 28, 2020**

(54) **SWITCH**
(71) Applicant: **Cana Kit Corporation**, North Vancouver (CA)
(72) Inventors: **Nima Ahrari**, North Vancouver (CA); **Mehdi Ahrari**, North Vancouver (CA)
(73) Assignee: **Cana Kit Corporation**, North Vancouver (CA)
(**) Term: **15 Years**
(21) Appl. No.: **29/673,904**
(22) Filed: **Dec. 18, 2018**

(30) **Foreign Application Priority Data**
Jun. 19, 2018 (CA) 182021
(51) **LOC (12) Cl.** **14-03**
(52) **U.S. Cl.**
USPC **D13/168; D13/171**
(58) **Field of Classification Search**
USPC D13/108, 168, 171; D14/155, 188, 205, D14/206, 218, 223
CPC H03J 1/0025; H03J 9/00; H03J 9/02; H03J 9/04; H03J 9/06; H01H 9/0228; H01H 9/0235; H01H 15/24; H04B 1/202; G05B 11/01; G08C 17/00; G08C 17/02; G08C 19/28; G08C 23/04; H04M 1/6058; H04R 1/1041
See application file for complete search history.

(56) **References Cited**
U.S. PATENT DOCUMENTS
D307,579 S * 5/1990 Layne D13/137.3
D367,261 S * 2/1996 Hansen D13/138.1

5,499,930 A * 3/1996 Cieri H01R 4/2404 439/374
D391,922 S * 3/1998 Aromin D13/160
D626,921 S * 11/2010 Pang D13/158
D642,540 S * 8/2011 Lin D13/162
D654,879 S * 2/2012 Li D13/170
D675,168 S * 1/2013 Yass D13/170
D734,272 S * 7/2015 Dang D13/153
D736,704 S * 8/2015 Liu D13/108
9,332,615 B1 * 5/2016 Peng H01H 9/0228
D761,262 S * 7/2016 Solomon D14/433
D796,484 S * 9/2017 Chen D14/218
D844,586 S * 4/2019 Sweet D14/205
D851,626 S * 6/2019 Hsieh D14/205
D857,662 S * 8/2019 Warsawski D14/218
D866,485 S * 11/2019 Aromin D13/160
D875,692 S * 2/2020 Shi D13/168
2018/0102605 A1 * 4/2018 Patton G02C 5/146

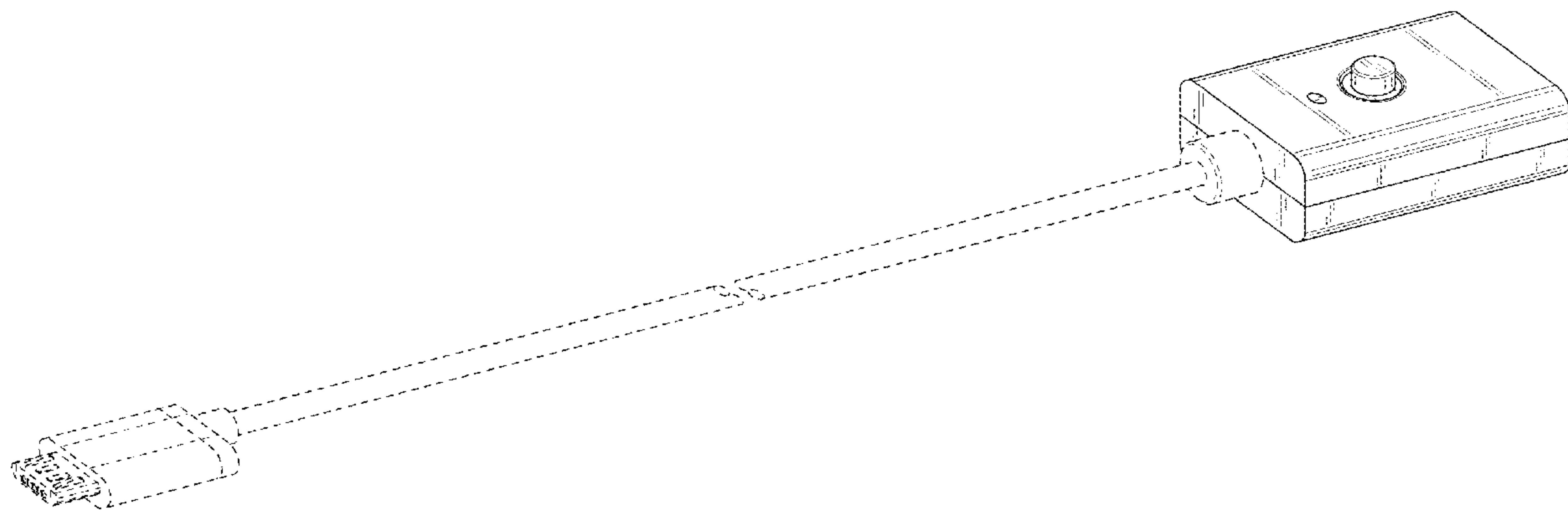
* cited by examiner

Primary Examiner — Selina Sikder
(74) *Attorney, Agent, or Firm* — Oyen Wiggs Green & Mutala LLP

(57) **CLAIM**
The ornamental design for a switch, as shown and described.

DESCRIPTION
FIG. 1 is a perspective view of a switch showing the design; FIG. 2 is a second perspective view thereof; FIG. 3 is a top view thereof; FIG. 4 is a bottom view thereof; FIG. 5 is a right side view thereof; FIG. 6 is a left side view thereof; FIG. 7 is a front view thereof; and, FIG. 8 is a rear view thereof.
The broken lines composed of short dashes are for illustration and do not form part of the claimed design.

1 Claim, 5 Drawing Sheets



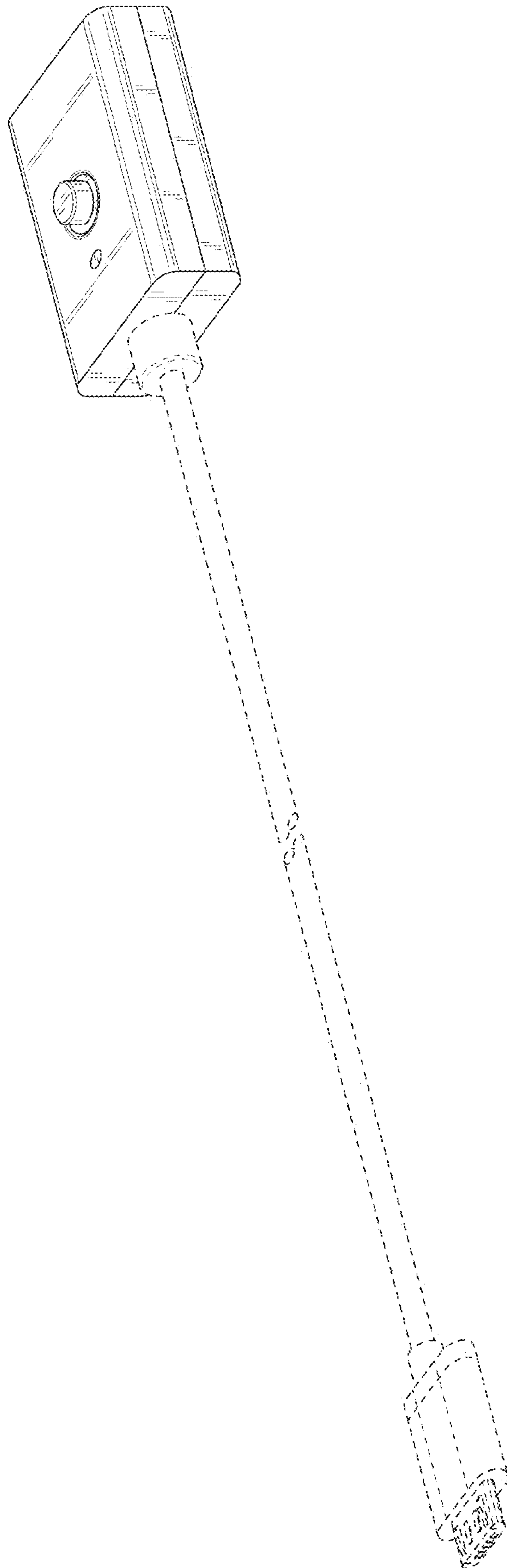


FIG. 1

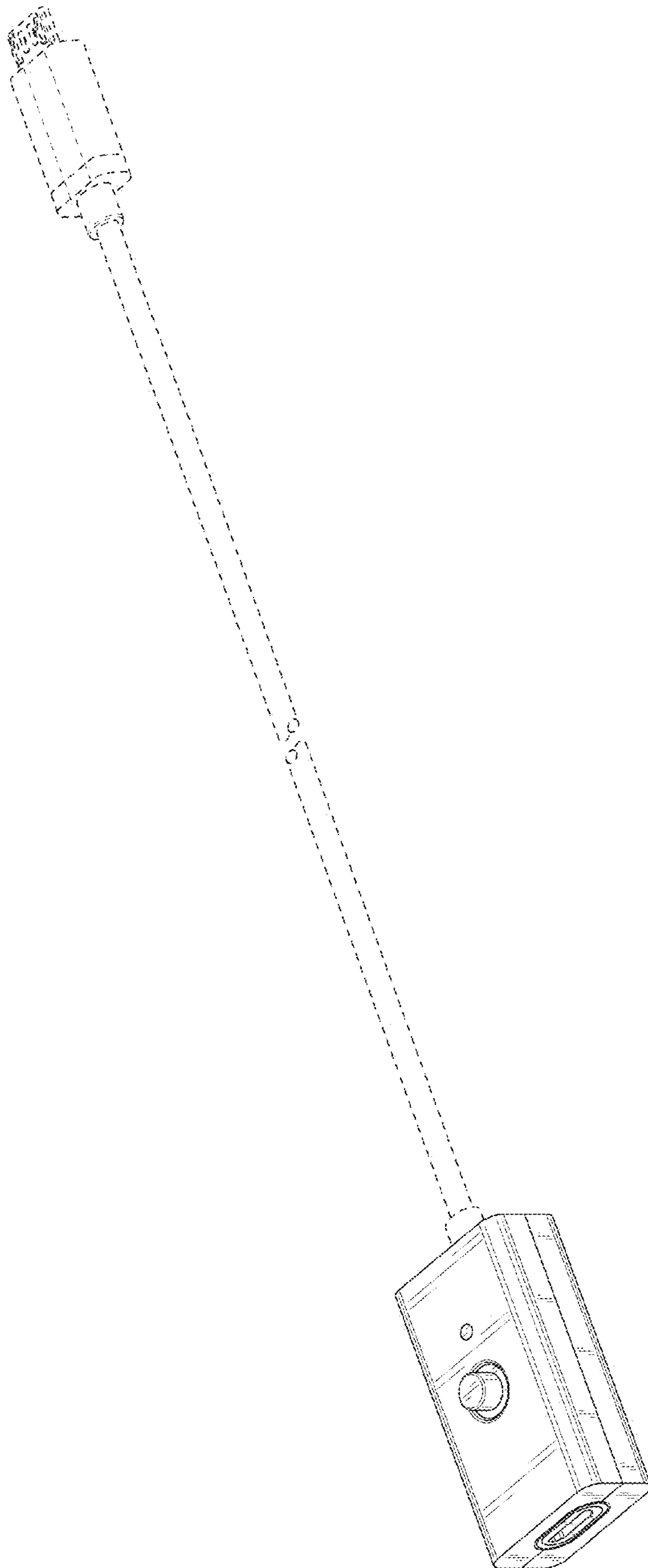


FIG. 2

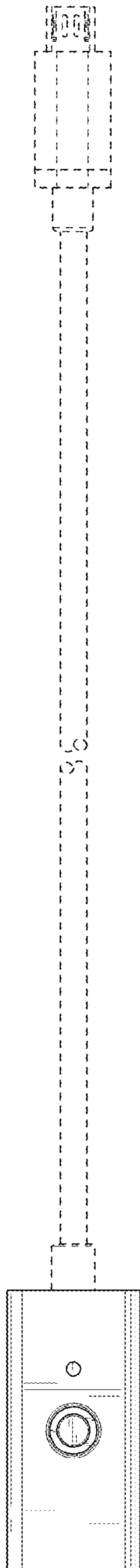


FIG. 3

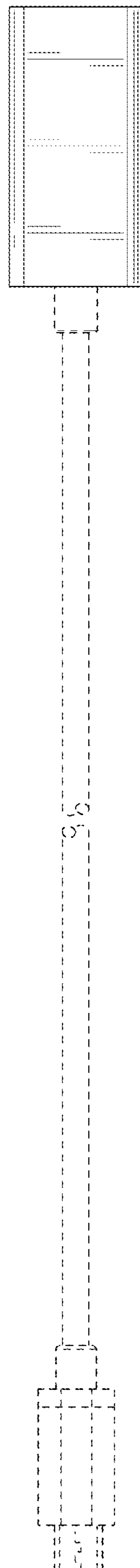


FIG. 4

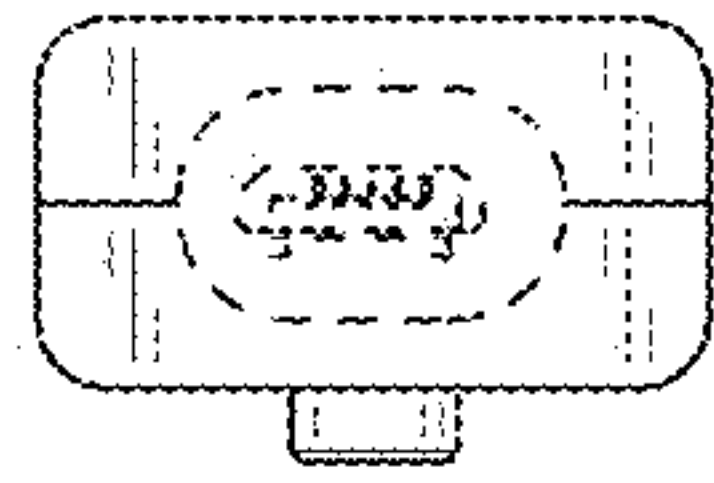


FIG. 6

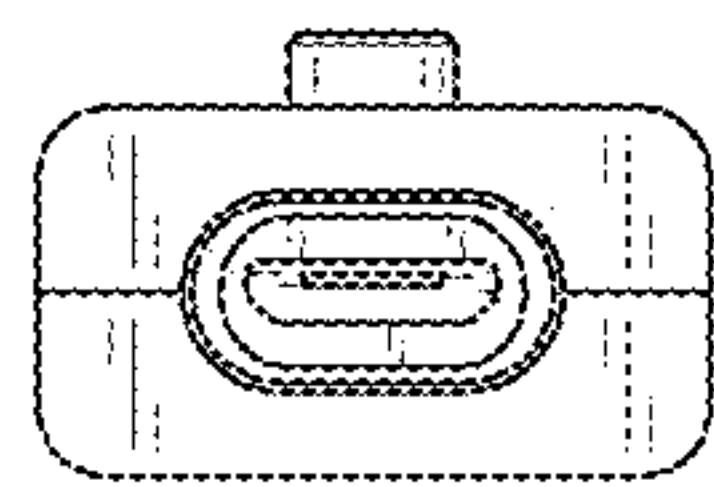


FIG. 5

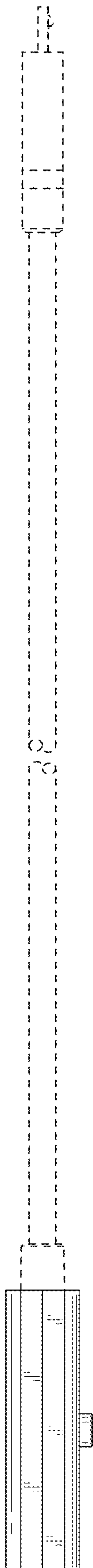


FIG. 7




FIG. 8