



US00D891350S

(12) **United States Design Patent**
Taqvi

(10) **Patent No.:** **US D891,350 S**

(45) **Date of Patent:** **** Jul. 28, 2020**

(54) **WHEEL PROTECTOR CONNECTING CLIP**

8,807,664 B2 * 8/2014 Rathbone B60B 7/01
152/379.4

(71) Applicant: **James Taqvi**, Southport (GB)

8,985,706 B2 * 3/2015 Dower B60B 7/01
301/37.24

(72) Inventor: **James John Taqvi**, Harpenden (GB)

D745,447 S * 12/2015 Bowden D12/213

D747,257 S * 1/2016 Bowden D12/213

9,370,966 B2 * 6/2016 Rathbone B60B 7/01

D788,012 S * 5/2017 Hughes D12/212

D833,953 S * 11/2018 Hughes D12/212

(**) Term: **15 Years**

(21) Appl. No.: **29/631,624**

(22) Filed: **Dec. 31, 2017**

(51) **LOC (12) Cl.** **12-16**

(52) **U.S. Cl.**

USPC **D12/213**

(58) **Field of Classification Search**

USPC D12/204-213; D25/119, 122, 199, 135;
D8/349, 356, 383

See application file for complete search history.

(56) **References Cited**

U.S. PATENT DOCUMENTS

- 1,416,187 A * 5/1922 Gammeter B60B 21/12
139/386
- 3,397,921 A * 8/1968 Aske, Jr. B60B 7/02
301/37.42
- 5,071,684 A * 12/1991 Gewecke B60B 7/01
152/513
- 5,511,857 A * 4/1996 Ichikawa B60B 7/01
301/37.105
- 5,967,212 A * 10/1999 Hameed B60B 7/01
152/379.4
- 7,296,860 B2 * 11/2007 Dangleman B60B 7/004
301/37.11
- 8,147,004 B2 * 4/2012 Milicevic B60B 7/01
301/37.23
- D703,604 S * 4/2014 Milicevic D12/213
- 8,770,670 B2 * 7/2014 Chester B60B 7/006
301/37.24

OTHER PUBLICATIONS

Alloygator Alloy Wheel Protector, 2017, www.alloygator.com, 3 pages.*

Rimsavers, 2019, rimbladesusa.com, 2 pages.*

* cited by examiner

Primary Examiner — Stacia A Cadmus

(74) *Attorney, Agent, or Firm* — Stetina Brunda Garred & Brucker

(57) **CLAIM**

The ornamental design for a wheel protector connecting clip, as shown and described.

DESCRIPTION

FIG. 1 is a top perspective view of a wheel protector connecting clip, showing my new design, shown in its position of use;

FIG. 2 is a top perspective view thereof;

FIG. 3 is a bottom perspective view thereof;

FIG. 4 is a second bottom perspective view thereof;

FIG. 5 is a side view thereof;


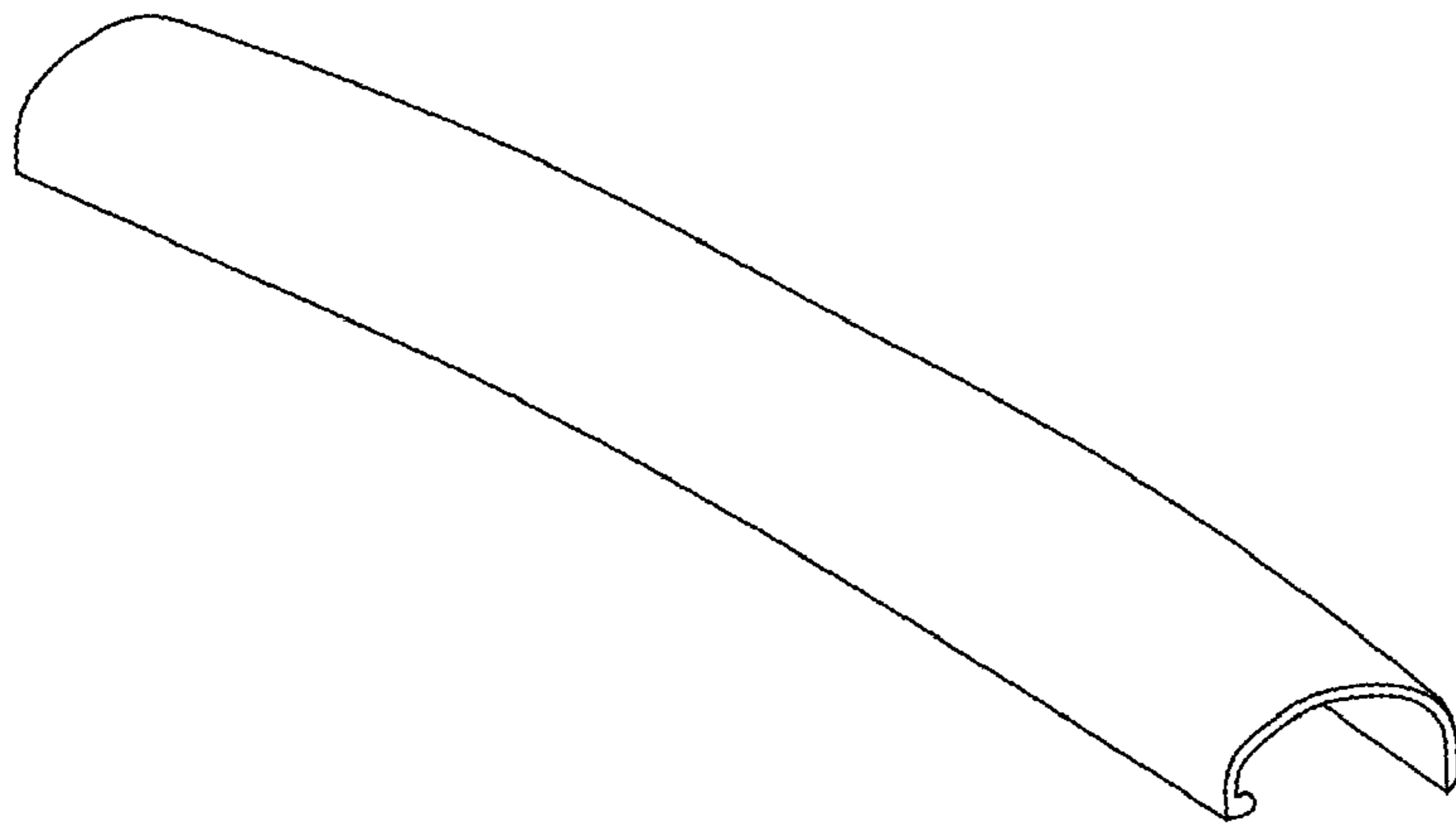
FIG. 6 is a second side view thereof;

FIG. 7 is a top view thereof; and,

FIG. 8 is a third bottom perspective view thereof.

In the drawings the broken lines depict environmental subject matter and form no part of the claimed design.

1 Claim, 2 Drawing Sheets



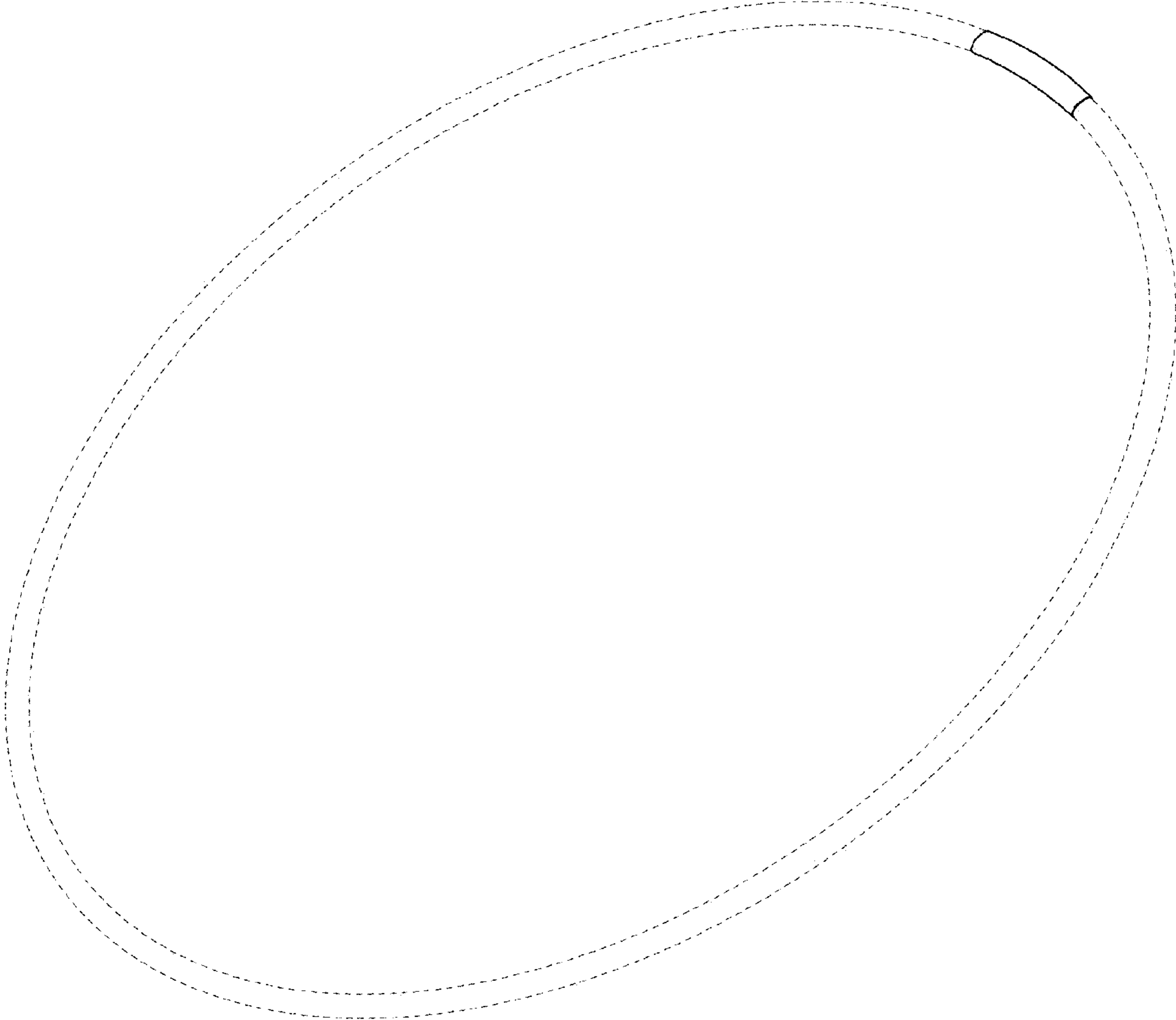


FIG. 1

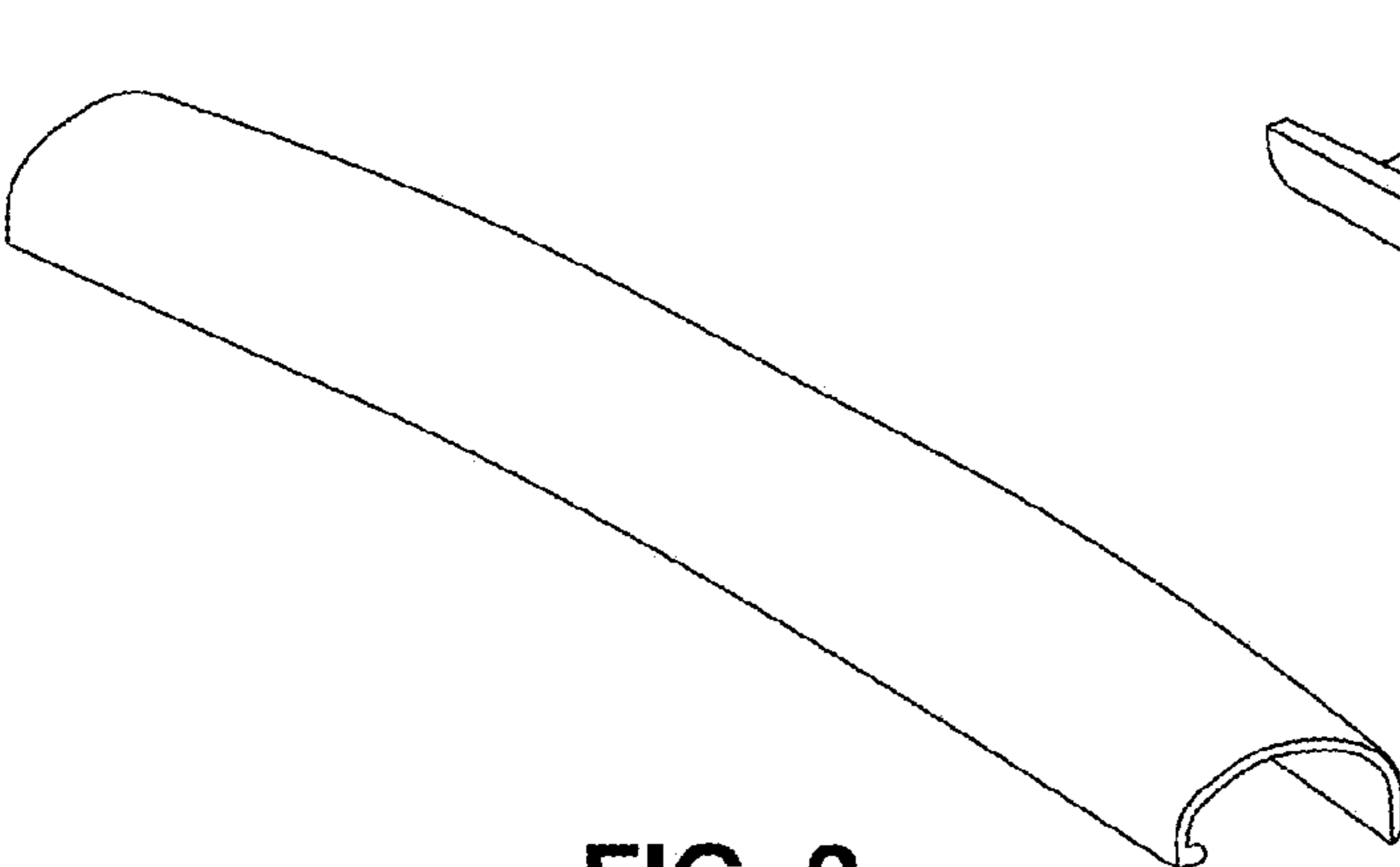


FIG. 2

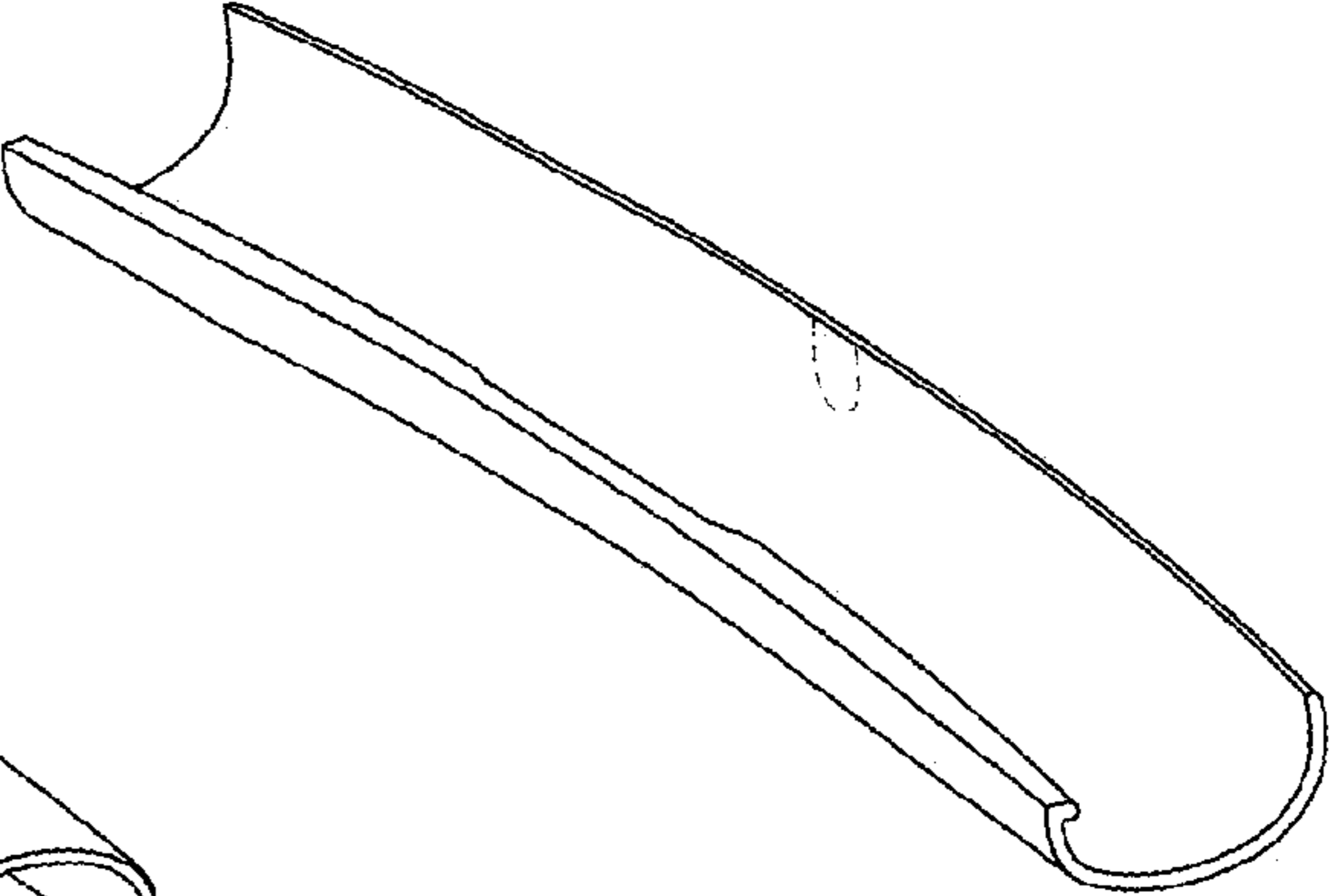


FIG. 3




FIG. 4




FIG. 5

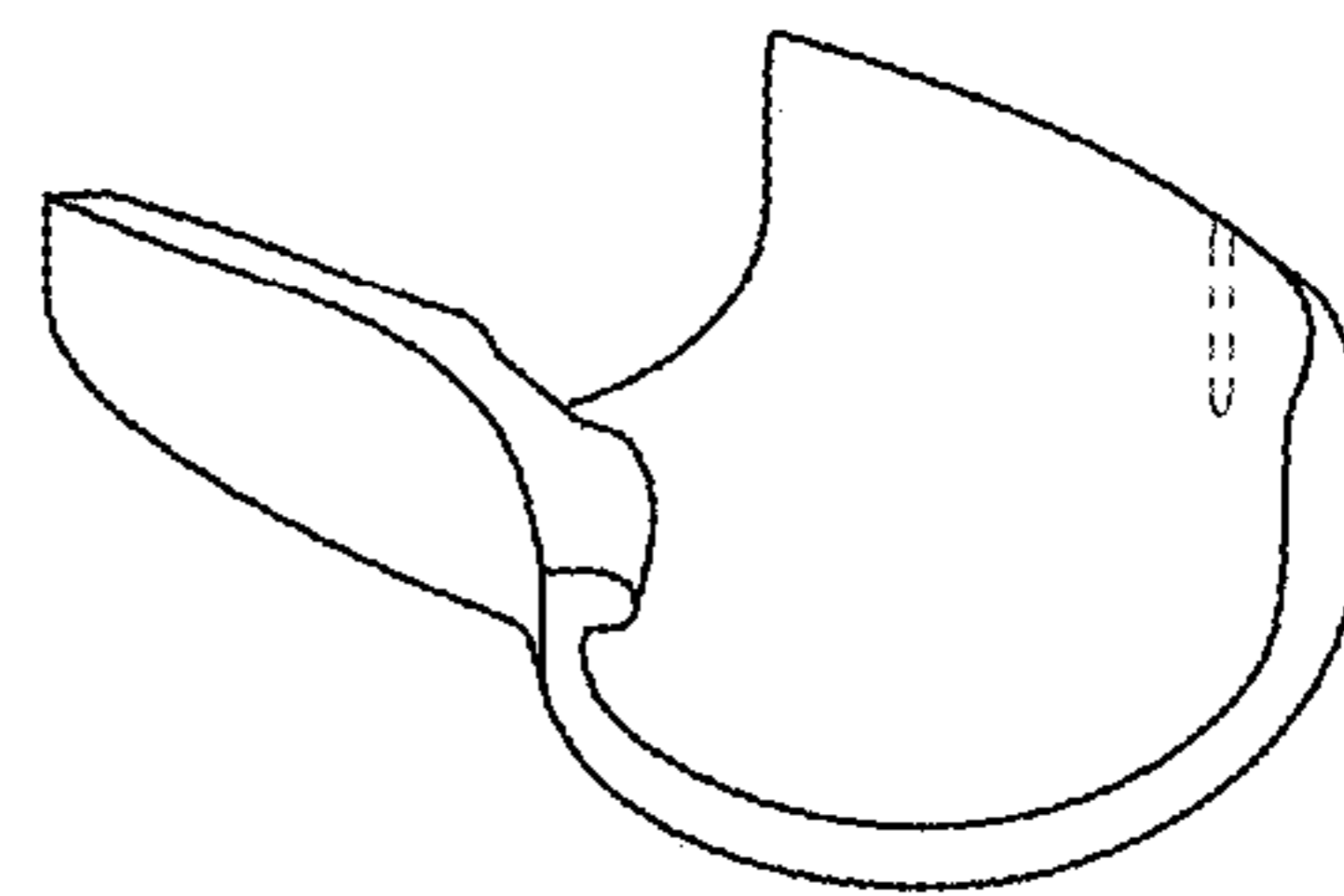


FIG. 6




FIG. 7

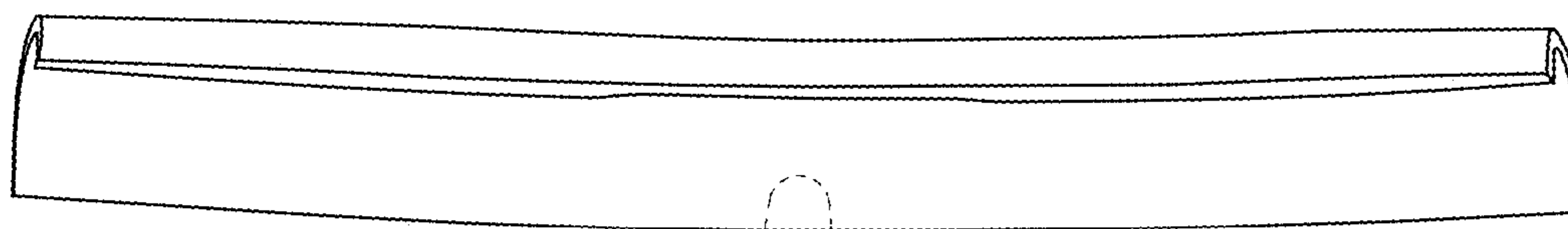


FIG. 8