



US00D891344S

(12) **United States Design Patent**
Platto et al.

(10) **Patent No.:** **US D891,344 S**
(45) **Date of Patent:** **** Jul. 28, 2020**

- (54) **VEHICLE WHEEL**
- (71) Applicant: **Ford Global Technologies, LLC**,
Dearborn, MI (US)
- (72) Inventors: **Gordon Platto**, Troy, MI (US); **Sean Tant**, Livonia, MI (US); **Joshua Henry**,
Detroit, MI (US); **Junghan Kim**, Troy,
MI (US)
- (73) Assignee: **Ford Global Technologies, LLC**,
Dearborn, MI (US)
- (**) Term: **15 Years**
- (21) Appl. No.: **29/678,078**
- (22) Filed: **Jan. 25, 2019**
- (51) **LOC (12) Cl.** **12-16**
- (52) **U.S. Cl.**
USPC **D12/209**
- (58) **Field of Classification Search**
USPC D12/204–213; D21/563
CPC B60B 7/00; B60B 7/02; B60B 7/04; B60B
7/01; B60B 7/06; B60B 3/02; B60B 3/04;
B60B 3/06; B60B 3/10; B60B 1/00;
B60B 1/08; B60B 1/10; B60B 1/12
See application file for complete search history.

D754,045 S *	4/2016	Chung	D12/209
D754,046 S *	4/2016	Chung	D12/209
D756,281 S *	5/2016	Chung	D12/209
D759,561 S *	6/2016	Hale, Jr.	D12/209
D761,178 S *	7/2016	Johnson	D12/209
D767,465 S *	9/2016	Liflick	D12/209
D772,132 S *	11/2016	Kong	D12/211
D783,488 S	4/2017	Platto et al.		
D783,498 S	4/2017	Platto et al.		
D783,499 S	4/2017	Platto et al.		
D784,236 S	4/2017	Platto et al.		
D784,237 S	4/2017	Platto et al.		
D784,895 S	4/2017	Platto et al.		
D788,006 S	5/2017	Platto et al.		
D788,007 S	5/2017	Platto et al.		
D798,211 S *	9/2017	Chung	D12/209
D824,315 S *	7/2018	Tran	D12/209
D824,316 S *	7/2018	Tran	D12/209
D826,819 S *	8/2018	Chung	D12/209
D830,265 S *	10/2018	Chung	D12/209
D848,926 S *	5/2019	Tran	D12/209
D858,406 S *	9/2019	Johnson	D12/209
D859,265 S *	9/2019	Guidry	D12/209
D879,001 S *	3/2020	Lee	D12/209

* cited by examiner

Primary Examiner — Stacia A Cadmus

(74) *Attorney, Agent, or Firm* — Vichit Chea

(57) **CLAIM**

The ornamental design for a vehicle wheel, as shown and described.

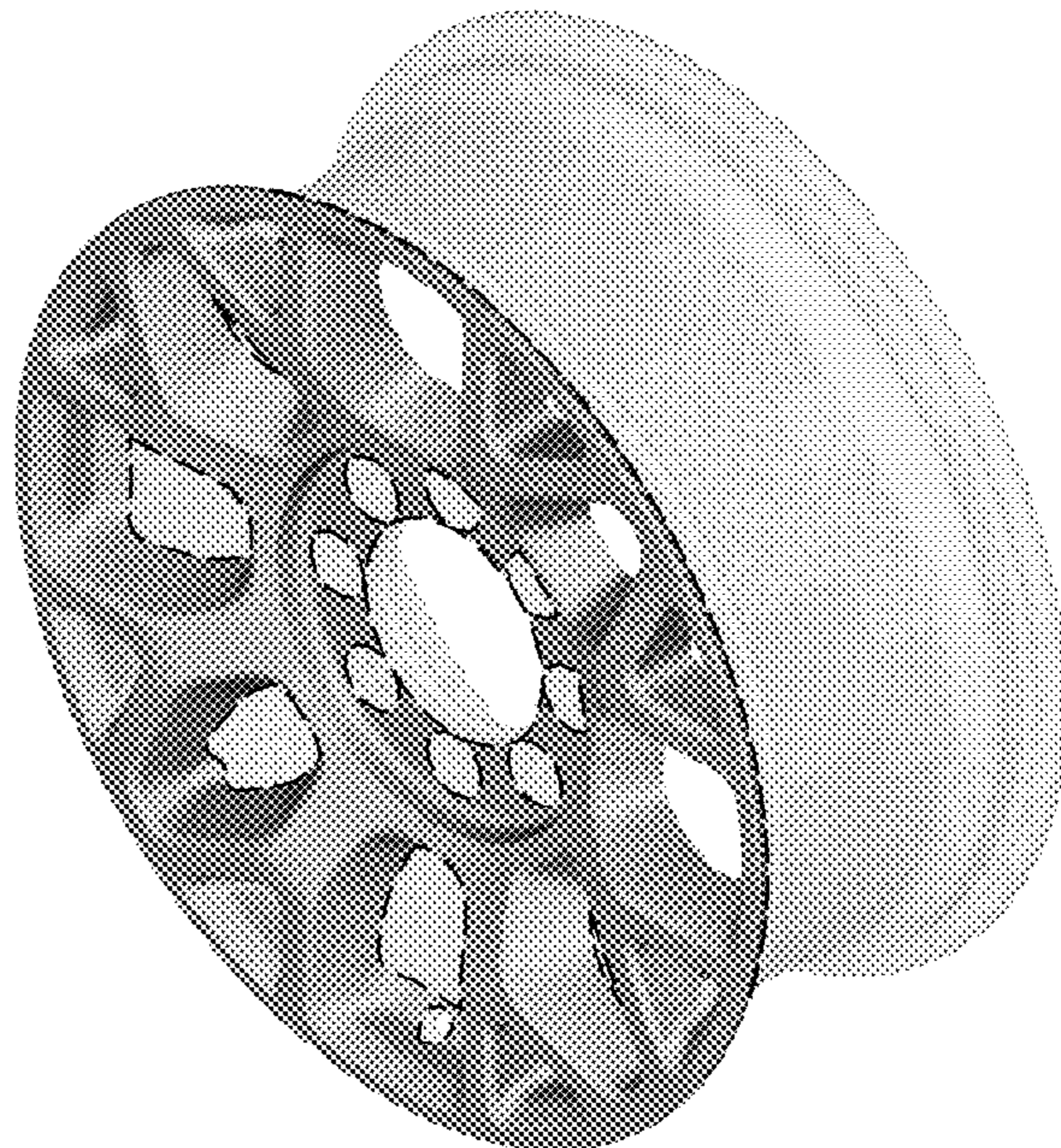

DESCRIPTION

FIG. 1 is a front elevational view of a vehicle wheel showing our new design; and, FIG. 2 is a perspective view thereof. Any broken lines represent an internal boundary of the design; the line itself and the area within form no part of the claim.

1 Claim, 2 Drawing Sheets

(56) **References Cited**
U.S. PATENT DOCUMENTS

D544,426 S	6/2007	Siler		
D584,673 S *	1/2009	Chung	D12/209
D668,196 S	10/2012	Tant et al.		
D680,047 S *	4/2013	Hale, Jr.	D12/209
D695,182 S *	12/2013	Chung	D12/209
D714,202 S *	9/2014	Kim	D12/209
D726,621 S *	4/2015	Alfonso	D12/209
D753,569 S *	4/2016	Chung	D12/209






Fig. 1



Fig. 2