



US00D891343S

(12) **United States Design Patent**  
**Han et al.**

(10) **Patent No.:** **US D891,343 S**

(45) **Date of Patent:** **\*\* Jul. 28, 2020**

(54) **VEHICLE WHEEL**

(71) Applicant: **Dicastal North America, Inc.**,  
Greenville, MI (US)

(72) Inventors: **Chao Han**, Qinhuangdao (CN); **Hui Chi**, Qinhuangdao (CN)

(73) Assignee: **Dicastal North America, Inc.**,  
Greenville, MI (US)

(\*\*) Term: **15 Years**

(21) Appl. No.: **29/667,627**

(22) Filed: **Oct. 23, 2018**

(51) **LOC (12) Cl.** ..... **12-16**

(52) **U.S. Cl.**  
USPC ..... **D12/209**

(58) **Field of Classification Search**  
USPC ..... D12/204–213; D21/563  
CPC .... B60B 7/00; B60B 7/02; B60B 7/04; B60B 7/01;  
B60B 7/06; B60B 3/02; B60B 3/04; B60B 3/06;  
B60B 3/10; B60B 1/00; B60B 1/08; B60B 1/10; B60B 1/12  
See application file for complete search history.

(56) **References Cited**

**U.S. PATENT DOCUMENTS**

D429,681 S \* 8/2000 Cullen ..... D12/211  
D492,235 S \* 6/2004 Nordmann ..... D12/211

D495,652 S \* 9/2004 James ..... D12/211  
D526,610 S \* 8/2006 Muzzarelli ..... D12/211  
D594,801 S \* 6/2009 Imai ..... D12/211  
D605,574 S \* 12/2009 Abdallah ..... D12/211  
D702,614 S \* 4/2014 Lemke ..... D12/211  
D725,570 S \* 3/2015 Mays ..... D12/211  
D726,091 S \* 4/2015 Mays ..... D12/211  
D748,034 S \* 1/2016 Hall ..... D12/211  
D753,574 S \* 4/2016 Mielke ..... D12/211  
D760,143 S \* 6/2016 Gallert ..... D12/211  
D776,039 S \* 1/2017 Valencia Pollex ..... D12/209  
D785,535 S \* 5/2017 Valencia Pollex ..... D12/209  
D800,625 S \* 10/2017 Svensson ..... D12/209  
D827,539 S \* 9/2018 Behmer ..... D12/209  
D840,894 S \* 2/2019 Chenault, III ..... B60B 3/10  
D12/209  
D853,929 S \* 7/2019 Miao ..... D12/209  
D862,351 S \* 10/2019 Bjerke ..... D12/209

\* cited by examiner

*Primary Examiner* — Stacia A Cadmus

(74) *Attorney, Agent, or Firm* — Emerson, Thomson & Bennett, LLC; Roger D. Emerson

(57) **CLAIM**

We claim the ornamental design for a vehicle wheel, as shown and described.

**DESCRIPTION**

FIG. 1 is a front view of a vehicle wheel showing the design; FIG. 2 is a side view; and, FIG. 3 is a perspective view of a vehicle wheel.

**1 Claim, 3 Drawing Sheets**









FIGURE 1






FIGURE 2





FIGURE 3