

US00D891340S

(12) **United States Design Patent** (10) **Patent No.:** **US D891,340 S**
Smith et al. (45) **Date of Patent:** **** Jul. 28, 2020**

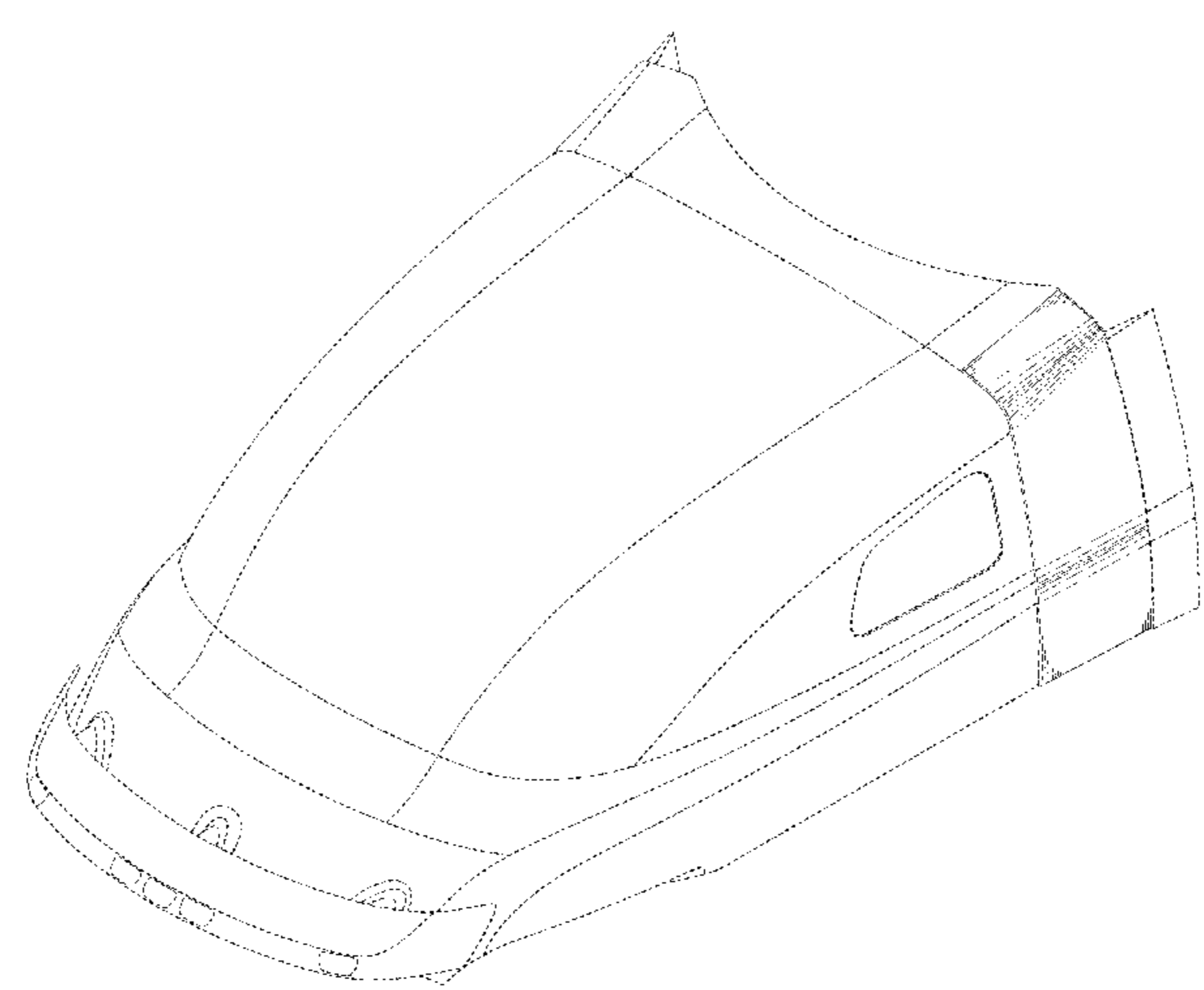
- (54) **VEHICLE ROOF FAIRING**
- (71) Applicant: **PACCAR Inc**, Bellevue, WA (US)
- (72) Inventors: **Jeffrey P. Smith**, Prosper, TX (US);
Victor Garcia, Aubrey, TX (US);
Bradley D. Powell, Corinth, TX (US);
Kunjithapadam Raghavendran,
Denton, TX (US)
- (73) Assignee: **PACCAR INC**, Bellevue, WA (US)
- (**) Term: **15 Years**
- (21) Appl. No.: **29/622,500**
- (22) Filed: **Oct. 17, 2017**
- (51) **LOC (12) Cl.** **12-16**
- (52) **U.S. Cl.**
USPC **D12/196**
- (58) **Field of Classification Search**
USPC D12/82, 86, 88, 181, 190, 191, 196, 400
CPC B65D 35/00; B65D 35/001; B60J 1/00;
B60J 1/008; B60N 3/00; B60N 3/005
See application file for complete search history.

D319,036 S	8/1991	Fingerle	
D319,807 S	9/1991	Simons et al.	
D320,582 S	10/1991	Fingerle	
D320,583 S	10/1991	Simons et al.	
5,054,799 A	10/1991	Fingerle	
D329,214 S	9/1992	Marlowe et al.	
D335,855 S	5/1993	Callaway et al.	
5,249,937 A	10/1993	Aubert	
D341,563 S	11/1993	Niemi	
D343,819 S	2/1994	Meryman et al.	
D356,770 S	3/1995	Almen	
D374,418 S	10/1996	Griffin	
D375,925 S	11/1996	Griffin	
D381,949 S	8/1997	Barrett, Jr. et al.	
D384,914 S	10/1997	Bingaman	
D385,223 S	10/1997	Marlowe et al.	
D391,524 S	3/1998	Anderson et al.	
D395,269 S	6/1998	McCauley, Jr.	
D395,848 S	7/1998	Meryman et al.	
D399,465 S	10/1998	Saleen	
D399,791 S	10/1998	Hellhake et al.	
D399,792 S	* 10/1998	Hellhake	D12/96
D400,158 S	10/1998	Meryman et al.	
D403,999 S	1/1999	Lund	
D406,555 S	* 3/1999	Huang	D12/181
D411,140 S	6/1999	Meryman et al.	
D422,944 S	* 4/2000	Hellhake	D12/96
D422,957 S	4/2000	Damon et al.	
D423,990 S	5/2000	Meryman et al.	
D424,011 S	5/2000	Morris	
D424,489 S	5/2000	Damon et al.	
D424,999 S	5/2000	Carlson et al.	
D431,511 S	10/2000	Damon et al.	
D433,365 S	11/2000	Beigel	
D433,967 S	11/2000	Delashaw et al.	
D433,981 S	11/2000	Davis et al.	
D434,347 S	11/2000	Damon et al.	
D434,348 S	11/2000	Delashaw et al.	
D435,237 S	12/2000	Damon et al.	
D436,894 S	1/2001	Barraclough et al.	
D437,258 S	2/2001	Meryman et al.	
D460,023 S	7/2002	Beigel	
D465,749 S	11/2002	Beigel	
D475,657 S	6/2003	Wong et al.	
D476,929 S	7/2003	Dozier et al.	
D496,620 S	9/2004	Perfetti et al.	
D499,679 S	12/2004	Perfetti et al.	
6,986,544 B2	1/2006	Wood	
D519,891 S	5/2006	Lai	
D522,426 S	6/2006	Beigel et al.	
D522,945 S	6/2006	Beigel et al.	
D525,574 S	7/2006	Conway et al.	
D531,946 S	11/2006	Angelo et al.	

(56) **References Cited**

U.S. PATENT DOCUMENTS

D265,983 S	8/1982	Sullivan et al.	
D268,021 S	2/1983	Wiley, Jr. et al.	
4,401,338 A	8/1983	Caldwell	
4,408,792 A	10/1983	Sullivan	
D271,191 S	11/1983	Amprim et al.	
D289,891 S	5/1987	Bielby	
D290,455 S	6/1987	Konen et al.	
4,750,772 A	* 6/1988	Haegert	B62D 35/001 296/180.2
D296,775 S	* 7/1988	Hatch	D12/181
D307,731 S	5/1990	Kerney et al.	
D308,032 S	5/1990	Kerney et al.	
4,925,235 A	5/1990	Fingerle	
D311,506 S	10/1990	Marlowe et al.	
D312,805 S	12/1990	Marlowe et al.	
D313,966 S	1/1991	Marlowe et al.	
D314,163 S	1/1991	Harris et al.	
4,991,906 A	2/1991	Fingerle	



D531,948 S	11/2006	Angelo et al.	
D532,731 S	11/2006	Angelo et al.	
D535,597 S	1/2007	Herpel	
D558,643 S	1/2008	Beigel et al.	
D563,854 S	3/2008	Stuart	
D567,156 S	4/2008	Hutchins	
D589,420 S	3/2009	Raghavendran et al.	
D595,628 S	7/2009	Boyd	
D597,908 S	8/2009	Raghavendran et al.	
D603,315 S	11/2009	Gamou	
D607,359 S	1/2010	Mammoto et al.	
D613,224 S	4/2010	Beigel et al.	
D633,015 S	2/2011	Peltola et al.	
D643,353 S	8/2011	Balick et al.	
D666,541 S	9/2012	Stimel, Jr.	
D686,123 S	7/2013	Peltola et al.	
D687,359 S	8/2013	Peltola et al.	
D699,647 S *	2/2014	Jensen	D12/181
D699,648 S	2/2014	Sancer et al.	
D705,141 S *	5/2014	Jensen	D12/181
D707,608 S	6/2014	Smith	
D709,007 S	7/2014	Henry et al.	
D709,008 S	7/2014	Brzustowicz et al.	
D709,009 S	7/2014	Brzustowicz et al.	
D710,771 S	8/2014	Hovind et al.	
D710,773 S	8/2014	Ito et al.	
D722,544 S	2/2015	Ito et al.	
D726,616 S *	4/2015	Greene	D12/196
D805,984 S *	12/2017	Morris	D12/196
9,937,965 B1 *	4/2018	Herpel	B62D 35/001
D827,498 S *	9/2018	Anderson	D12/96
D828,226 S *	9/2018	Cotner	D12/96
2014/0238761 A1 *	8/2014	He	B62D 35/02 180/89.12
2014/0252798 A1 *	9/2014	Angelo	B62D 33/0604 296/180.2

FOREIGN PATENT DOCUMENTS

EM 000473400-0003 * 3/2006

OTHER PUBLICATIONS

2007 Peterbilt 379 <https://truckcentercompanies.com/gt/20164/2007-peterbilt-379-exhd> (Year: 2007).*

“T800,” Kenworth Truck Company, Kirkland, Washington, 2002, 32-page brochure.

“T800,” Kenworth Truck Company, Kirkland, Washington, 2003, 32-page brochure.

“T800,” Kenworth Truck Company, Kirkland, Washington, 2005, 28-page brochure.

“T800,” Kenworth Truck Company, Kirkland, Washington, 2009, 28-page brochure.

“T800B,” Kenworth Truck Company, Kirkland, Washington, 1993, 8-page brochure.

“T2000,” Kenworth Truck Company, Kirkland, Washington, 1999, 20-page brochure.

“T2000,” Kenworth Truck Company, Kirkland, Washington, 2002, 20-page brochure.

“T2000,” Kenworth Truck Company, Kirkland, Washington, 2005, 20-page brochure.

Top: Mack Daycab, single-piece fairing, at least as early as 2005; Bottom: Volvo Daycab, multi-piece fairing assembly, at least as early as 2005, 1 page.

“Unibilt™ Cab Sleeper System,” Peterbilt Motors Company, Denton Texas, Aug. 1994, 6-page brochure.

Volvo Daycab, roof fairings comprised of multi-piece assembly, at least as early as 2005, 1 page.

“W900,” Kenworth Truck Company, Kirkland, Washington, 1996, 7-page brochure.

“W900,” Kenworth Truck Company, Kirkland, Washington, 2002, 32-page brochure.

“W900,” Kenworth Truck Company, Kirkland, Washington, 2005, 28-page brochure.

“W900,” Kenworth Truck Company, Kirkland, Washington, 2009, 28-page brochure.

“The World’s Best,” Kenworth Truck Company, Kirkland, Washington, 1992, 12-page brochure.

“AeroCab,” Kenworth Truck Company, Kirkland, Washington, as early as 1995, 3-page brochure.

“AG130 Front Air Suspension,” Kenworth Truck Company, Kirkland, Washington, 2008, 2-page brochure.

“C500B,” Kenworth Truck Company, Kirkland, Washington, as early as 1990, 4-page brochure.

“Class Pays,” Peterbilt Motors Company, Denton, Texas, Sep. 1997, 10-page brochure.

“Class Pays,” Peterbilt Motors Company, Denton, Texas, Nov. 1998, 10-page brochure.

“Class Pays, Construction Trucks,” Peterbilt Motors Company, Denton, Texas, Nov. 2003, 16-page brochure.

“Class Pays, Truck Models,” Peterbilt Motors Company, Denton, Texas, Mar. 2005, 24-page brochure.

Foreground: International Daycab, multi-piece fairing assembly, at least as early as 2005; Background: Volvo Daycab, single-piece fairing, at least as early as 2005, 1 page.

Ford Daycab, two-piece fairing assembly, at least as early as 2005, 1 page.

Freightliner Daycab, multi-piece fairing assembly, at least as early as 2005, 1 page.

“Interiors,” Kenworth Truck Company, Kirkland, Washington, 2005, 16-page brochure.

International Daycab, one-piece fairing, at least as early as 2005, 1 page.

“K100E,” Kenworth Truck Company, Kirkland, Washington, 1984, 8-page brochure.

Kenworth T800 Daycab with 3-piece roof fairing, at least as early as 2005, 1 page.

“Kenworth Truck Models,” Kenworth Truck Company, Kirkland, Washington, 2010, 16-page brochure.

Left: Volvo Daycab, adjustable roof failing, at least as early as 2005; Right: Freightliner Daycab, one-piece fairing, at least as early as 2005, 1 page.

Mack Daycab, single-piece fairing, at least as early as 2005, 1 page.

“Model 377A/E,” Peterbilt Motors Company, Denton, Texas, Jan. 1995, 6-page brochure.

“Model 377A/E,” Peterbilt Motors Company, Denton, Texas, Aug. 1997, 2-page brochure.

“Model 378,” Peterbilt Motors Company, Denton, Texas, Mar. 1998, 3-page brochure.

“Model 385,” Peterbilt Motors Company, Denton, Texas, Oct. 1996, 5-page brochure.

“Model 387,” Peterbilt Motors Company, Denton, Texas, Oct. 2002, 2-page brochure.

“PACCAR Engines, 2010 Medium Duty Engines,” PACCAR Inc, Bellevue, Washington, 2010, 6-page brochure.

“PACCAR MX,” PACCAR Inc, Bellevue, Washington, 2010, 4-page brochure.

“Studio Sleeper,” Kenworth Truck Company, Kirkland, Washington, 1993, 5-page brochure.

“T170 Class 5,” Kenworth Truck Company, Kirkland, Washington, 2008, 4-page brochure.

“T270 Class 6 and T370 Class 7,” Kenworth Truck Company, Kirkland, Washington, 2008, 6-page brochure.

“T270 Class 6 and T370 Class 7,” Kenworth Truck Company, Kirkland, Washington, 2009, 6-page brochure.

“T270 Class 6 and T370 Class 7 Hybrid,” Kenworth Truck Company, Kirkland, Washington, 2009, 6-page brochure.

“T300,” Kenworth Truck Company, Kirkland, Washington, 1994, 4-page brochure.

“T300,” Kenworth Truck Company, Kirkland, Washington, 2001, 16-page brochure.

“T300,” Kenworth Truck Company, Kirkland, Washington, 2005, 16-page brochure.

“T400B and T450B,” Kenworth Truck Company, Kirkland, Washington, 1992, 10-page brochure.

“T440,” Kenworth Truck Company, Kirkland, Washington, 2010, 2-page brochure.

“T440,” Kenworth Truck Company, Kirkland, Washington, 2010, 6-page brochure.
 “T470,” Kenworth Truck Company, Kirkland, Washington, 2010, 6-page brochure.
 “T470H,” Kenworth Truck Company, Kirkland, Washington, 2009, 2-page brochure.
 “T600,” Kenworth Truck Company, Kirkland, Washington, 1996, 7-page brochure.
 “T600,” Kenworth Truck Company, Kirkland, Washington, 2002, 28-page brochure.
 “T600,” Kenworth Truck Company, Kirkland, Washington, 2005, 24-page brochure.
 “T600, Ten Years of Innovation,” Kenworth Truck Company, Kirkland, Washington, 1995, 6-page brochure.
 “T660,” Kenworth Truck Company, Kirkland, Washington, 2007, 36-page brochure.
 “T660,” Kenworth Truck Company, Kirkland, Washington, 2009, 36-page brochure.
 “T700,” Kenworth Truck Company, Kirkland, Washington, 2010, 6-page brochure.
 “Kenworth T2000 Daycab,” Kenworth Truck Company, Kirkland, Washington, 1997, 2 pages.
 “Kenworth T2000 Daycab Roof,” Kenworth Truck Company, Kirkland, Washington, 1997, 2 pages.
 “Kenworth T2000 Standard Cab with sleeper and one-piece fairing,” Kenworth Truck Company, Kirkland, Washington, 1997, 2 pages.

* cited by examiner

Primary Examiner — Leanne Was-Englehart
 (74) *Attorney, Agent, or Firm* — Seed IP Law Group LLP

(57) **CLAIM**

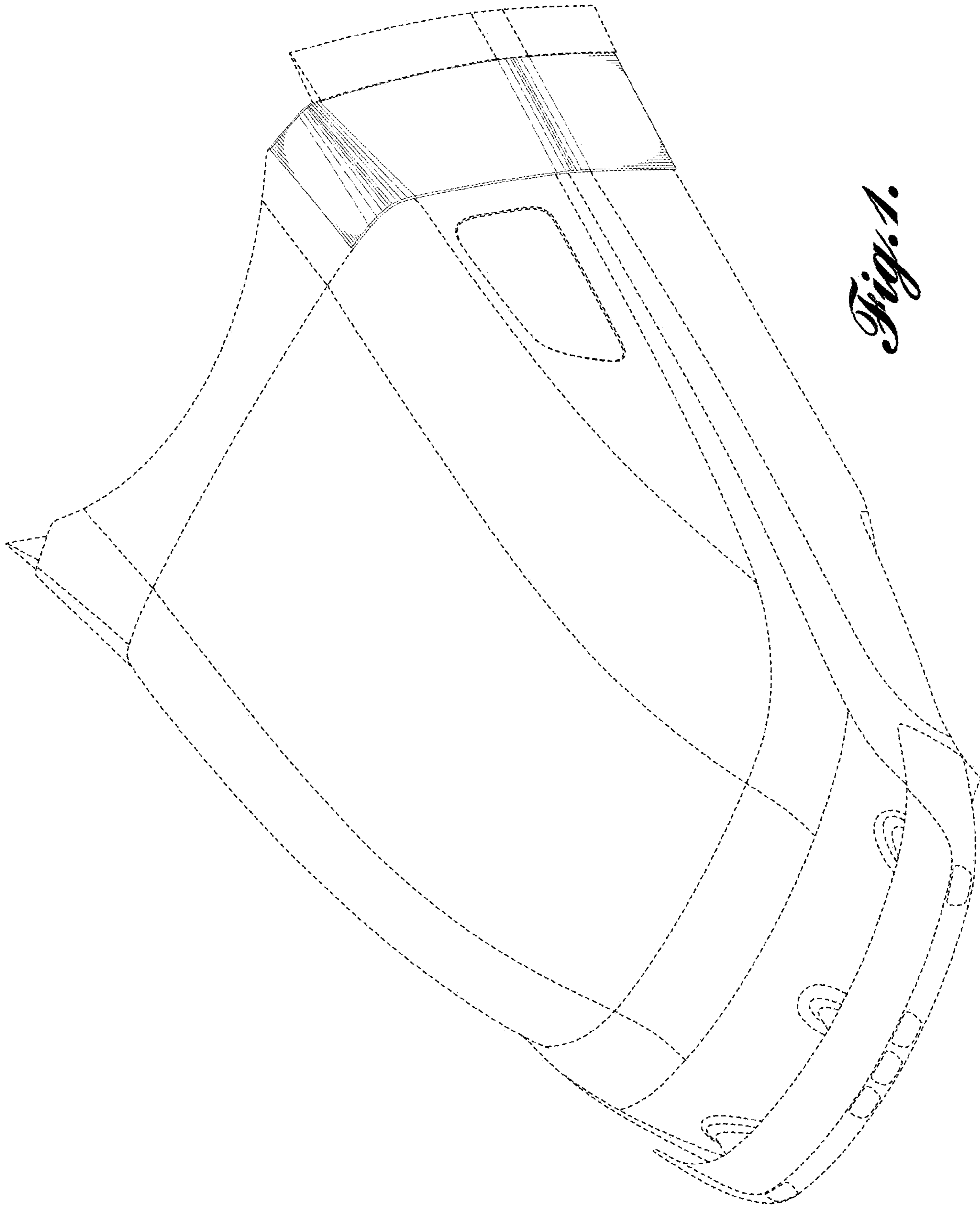
The ornamental design for a vehicle roof fairing, as shown and described.

DESCRIPTION

FIG. 1 is an environmental view of a first embodiment of a vehicle roof fairing according to our new design, wherein the vehicle roof fairing is located on a left side of the vehicle roof;

FIG. 2 is a front perspective view of the vehicle roof fairing shown in FIG. 1;
 FIG. 3 is a rear perspective view of the vehicle roof fairing shown in FIG. 1;
 FIG. 4 is a right side elevational view of the vehicle roof fairing shown in FIG. 1;
 FIG. 5 is a front elevational view of the vehicle roof fairing shown in FIG. 1;
 FIG. 6 is a rear elevational view of the vehicle roof fairing shown in FIG. 1;
 FIG. 7 is a top plan view of the vehicle roof fairing shown in FIG. 1;
 FIG. 8 is a bottom plan view of the vehicle roof fairing shown in FIG. 1;
 FIG. 9 is an environmental view of a second embodiment of a vehicle roof fairing according to our new design, wherein the vehicle roof fairing is located on a right side of the vehicle roof;
 FIG. 10 is a front perspective view of the vehicle roof fairing shown in FIG. 9;
 FIG. 11 is a rear perspective view of the vehicle roof fairing shown in FIG. 9;
 FIG. 12 is a left side elevational view of the vehicle roof fairing shown in FIG. 9;
 FIG. 13 is a front elevational view of the vehicle roof fairing shown in FIG. 9;
 FIG. 14 is a rear elevational view of the vehicle roof fairing shown in FIG. 9;
 FIG. 15 is a top plan view of the vehicle roof fairing shown in FIG. 9; and,
 FIG. 16 is a bottom plan view of the vehicle roof fairing shown in FIG. 9.
 The dashed broken lines in the drawings show portions of the vehicle roof fairing that form no part of the claimed design.

1 Claim, 14 Drawing Sheets



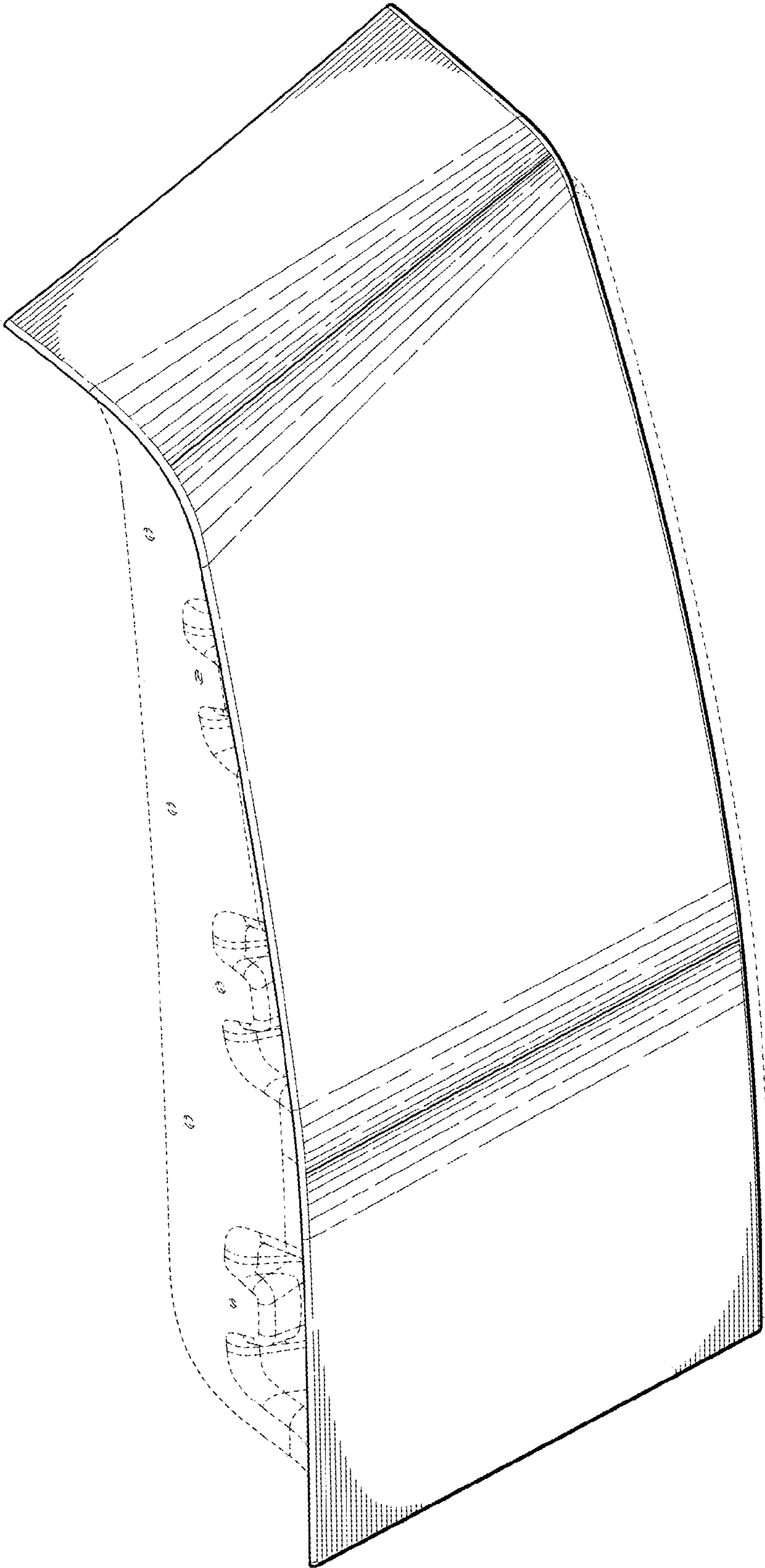


Fig. 2.

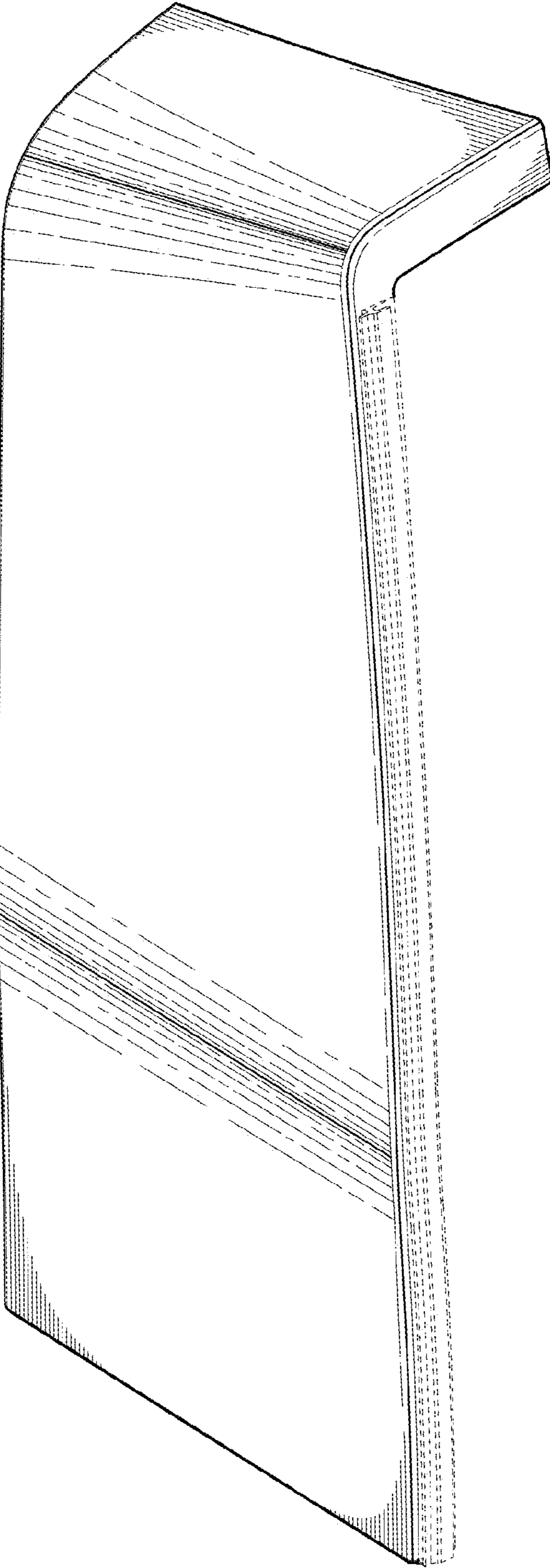


Fig. 3.




Fig. 4.

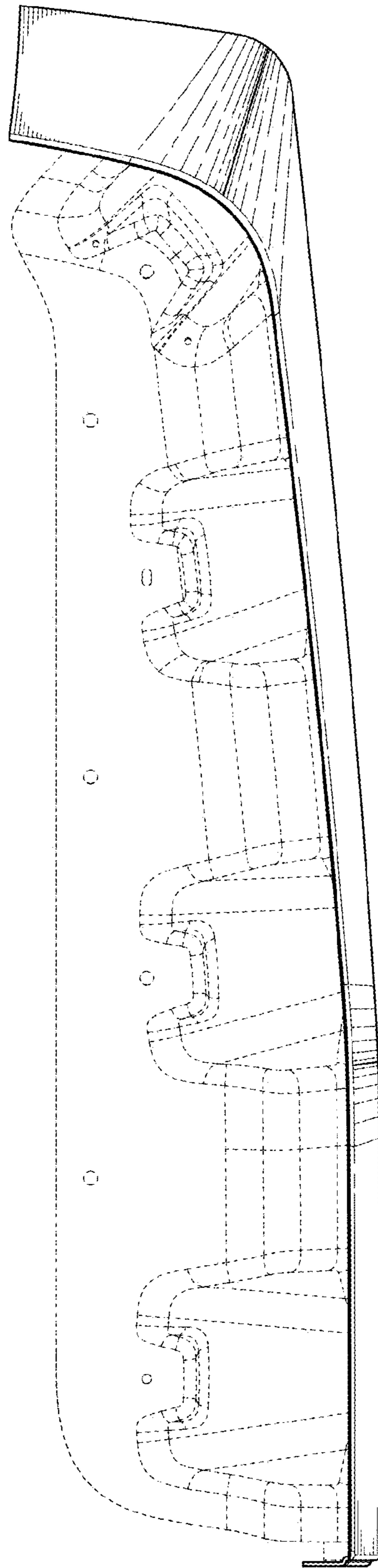


Fig. 5.

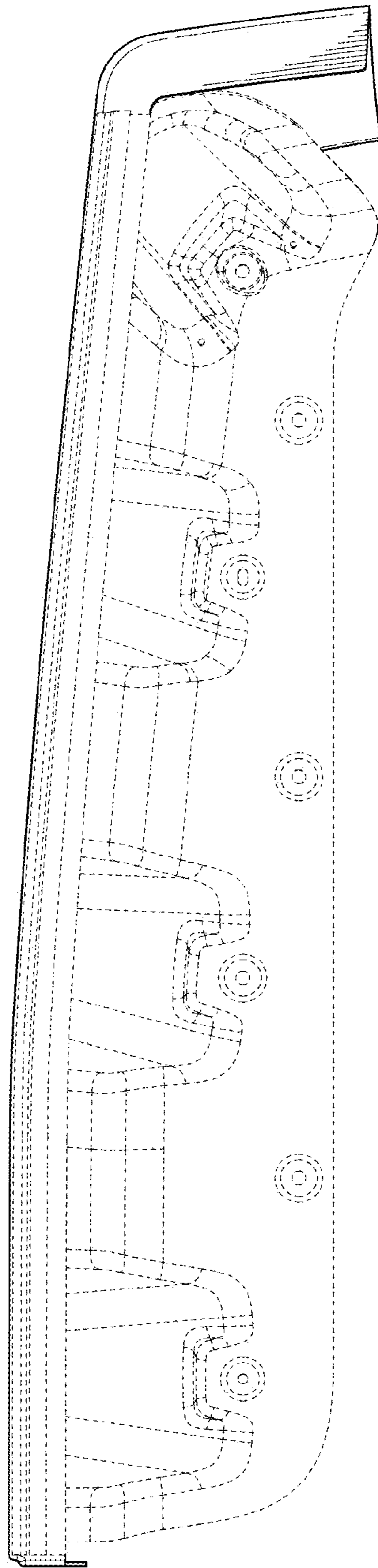


Fig. 6.

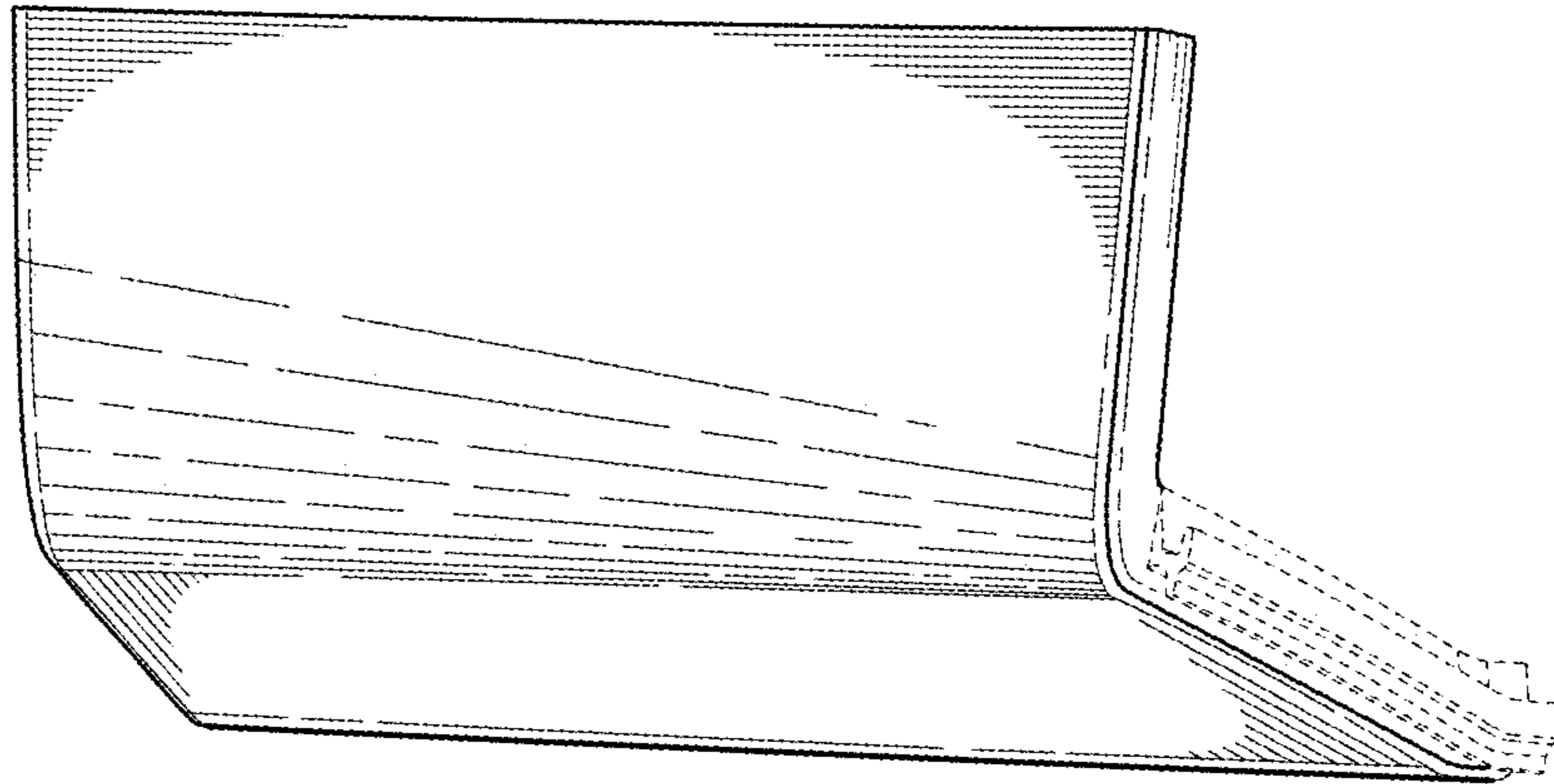


Fig. 7.

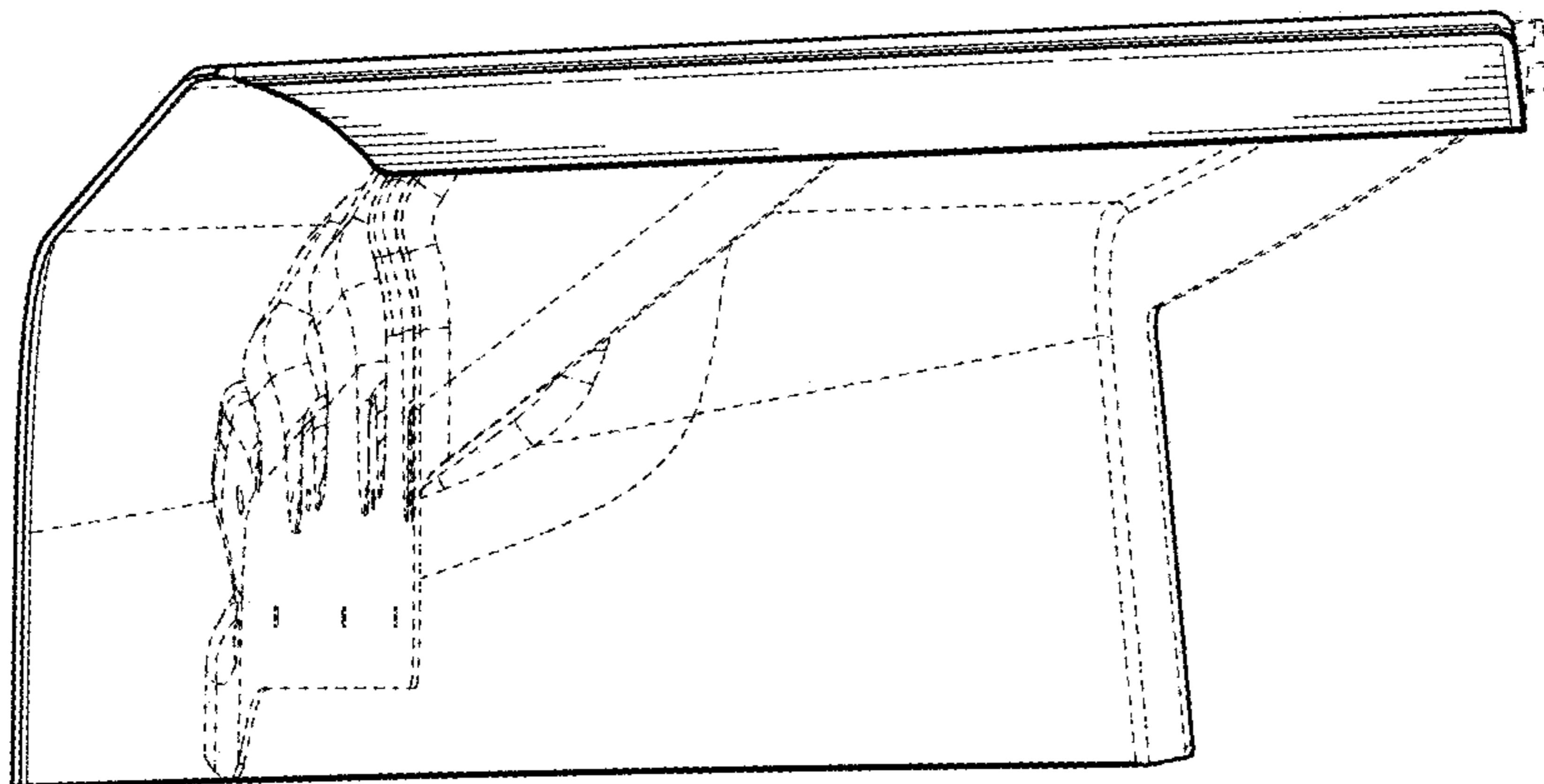


Fig. 8.

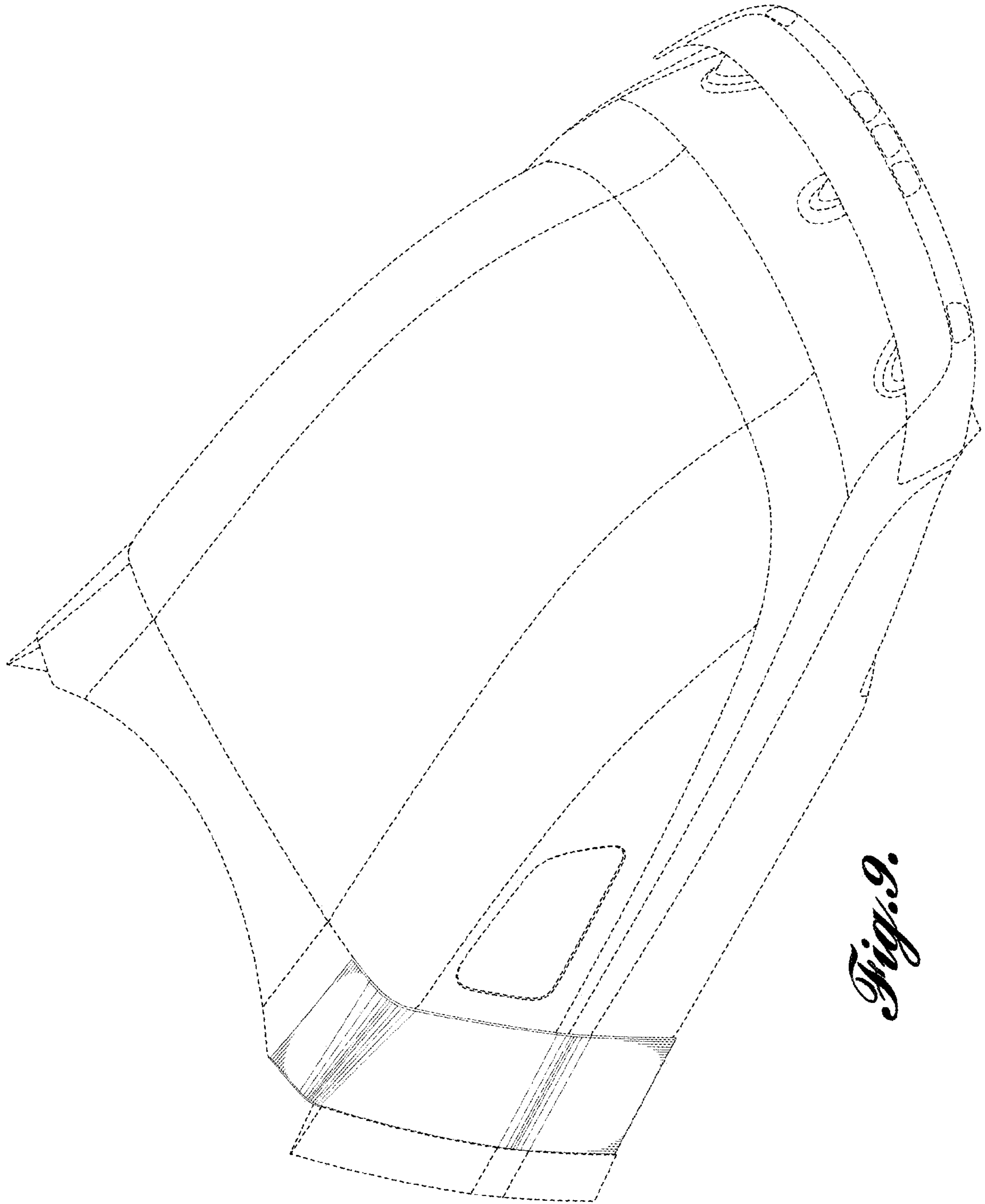


Fig. 9.

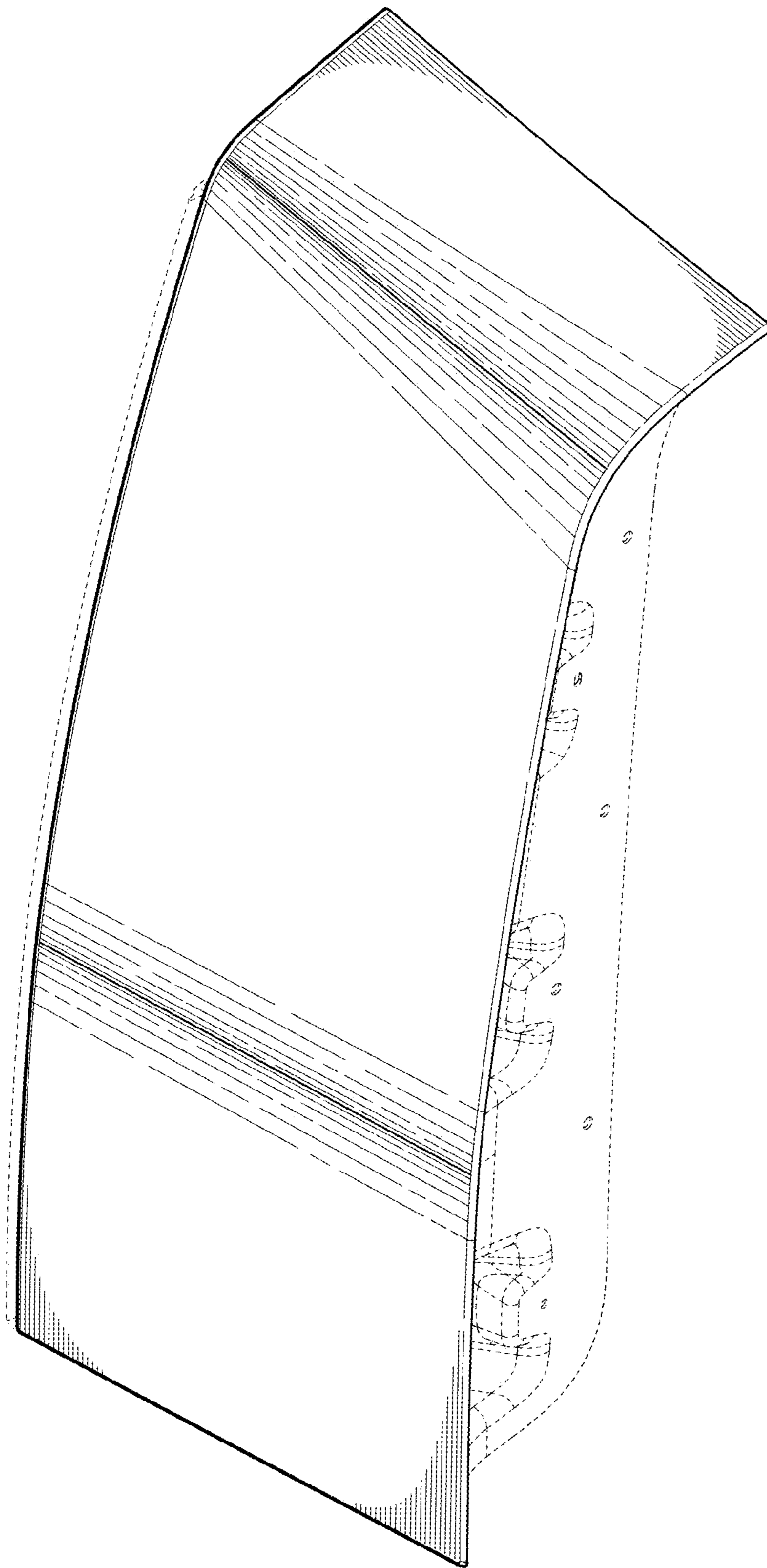


Fig. 10.

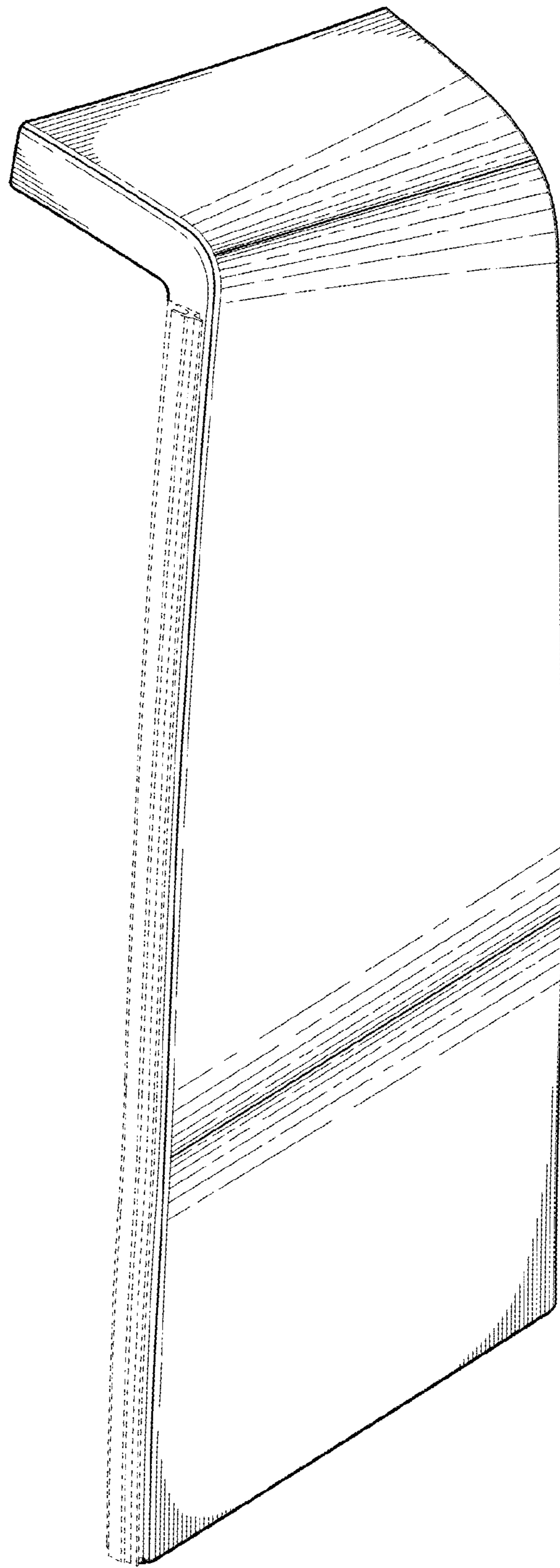


Fig. 11.




Fig. 12.

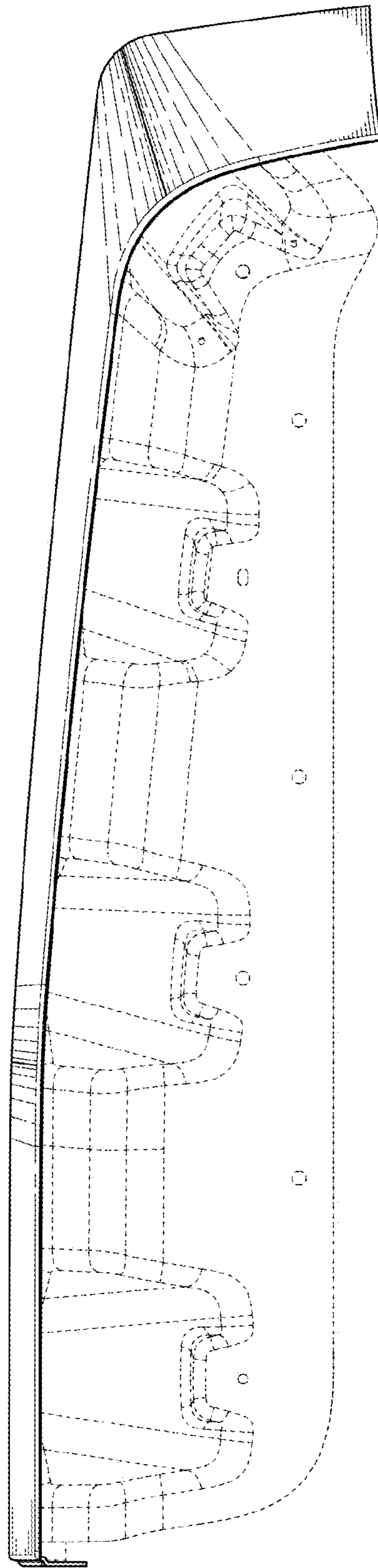


Fig. 13.

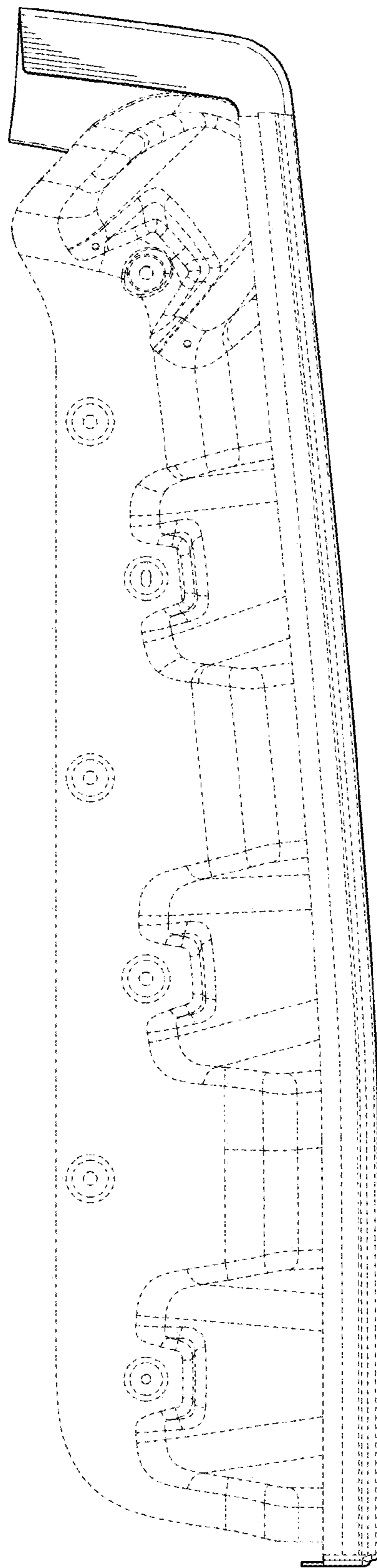


Fig. 14.

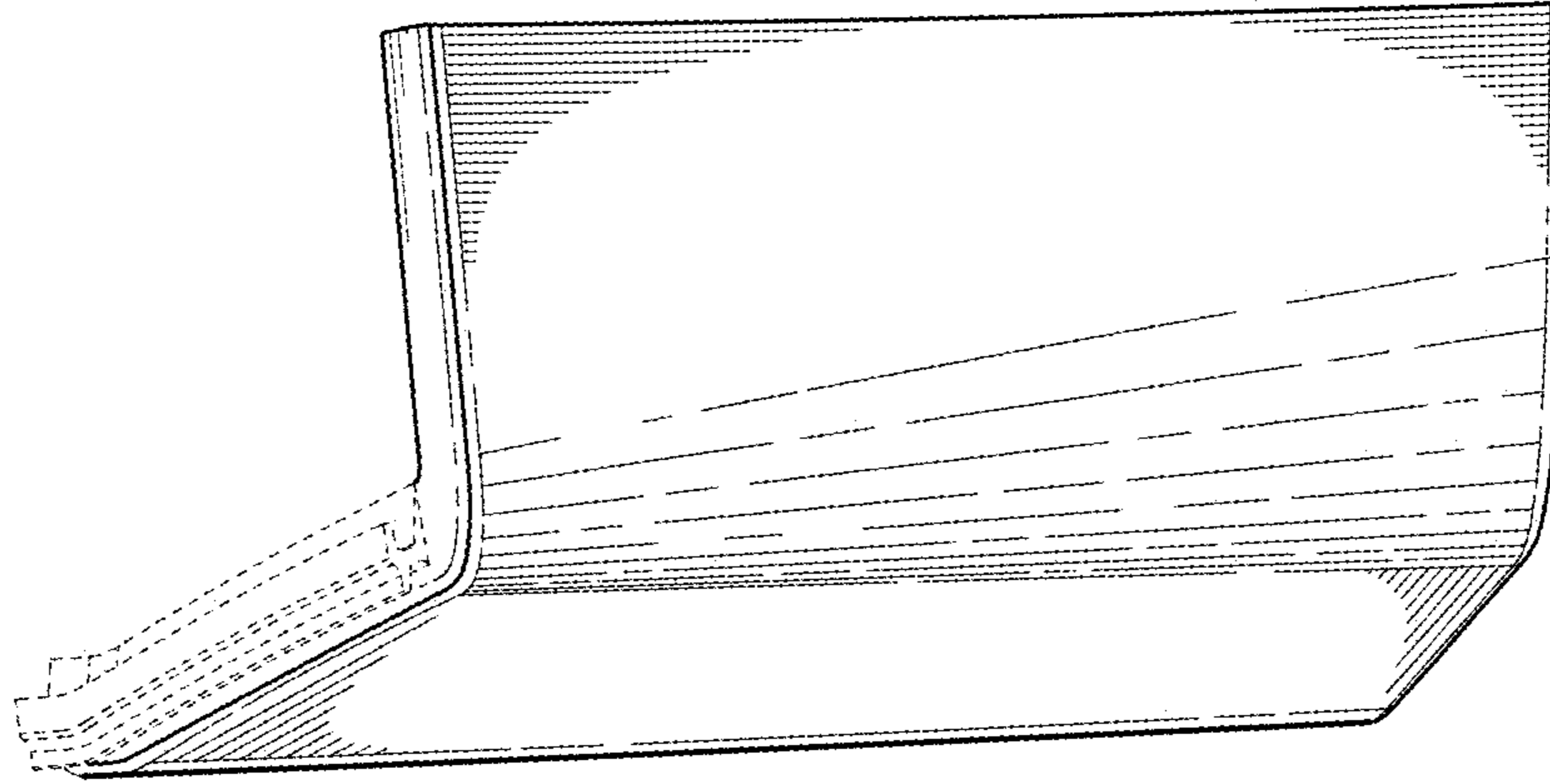


Fig. 15

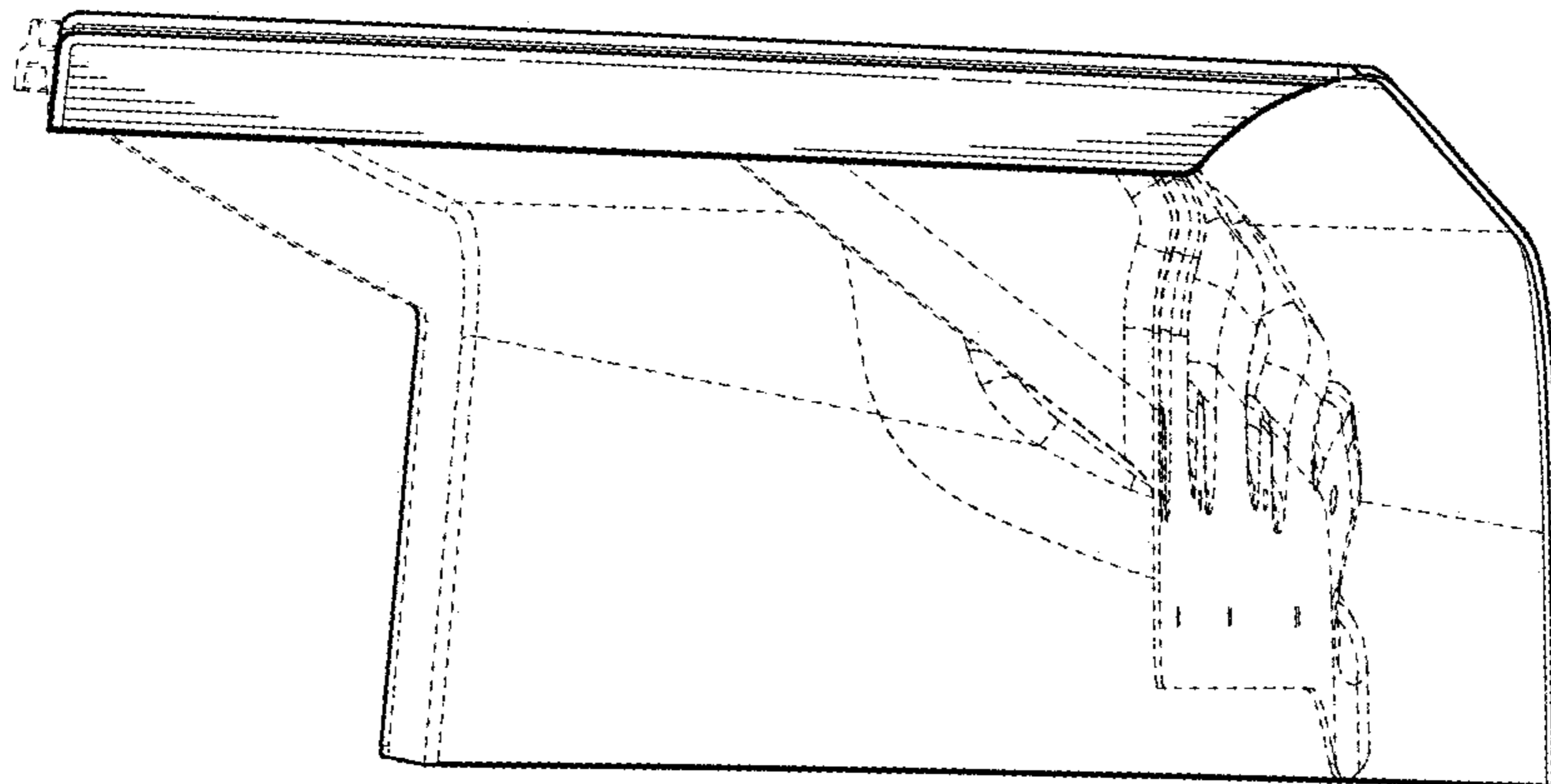


Fig. 16.