



US00D891334S

(12) **United States Design Patent** (10) **Patent No.:** **US D891,334 S**
Woodhouse et al. (45) **Date of Patent:** **** Jul. 28, 2020**

(54) **VEHICLE FRONT LOWER VALANCE**

(71) Applicant: **Ford Global Technologies, LLC,**
Dearborn, MI (US)

(72) Inventors: **David Woodhouse,** Troy, MI (US);
Kemal Curic, Irvine, CA (US); **Shawn Wehrly,** Northville, MI (US); **Hojoon Kang,** Novi, MI (US)

(73) Assignee: **Ford Global Technologies, LLC,**
Dearborn, MI (US)

(**) Term: **15 Years**

(21) Appl. No.: **29/685,585**

(22) Filed: **Mar. 29, 2019**

(51) **LOC (12) Cl.** **12-16**

(52) **U.S. Cl.**
USPC **D12/181**

(58) **Field of Classification Search**
USPC D12/181, 182, 183, 400, 184, 191, 190
CPC B32B 3/00; B60S 9/205
See application file for complete search history.

(56) **References Cited**

U.S. PATENT DOCUMENTS

D703,118 S 4/2014 Gueler et al.
D739,321 S 9/2015 Blanski et al.

D784,877 S * 4/2017 Lee D12/181
D813,755 S * 3/2018 Loeb D12/169
D816,559 S * 5/2018 McMahan D12/169
D816,562 S * 5/2018 Whitla D12/169
D827,524 S * 9/2018 Behmer D12/181
D845,196 S * 4/2019 Kozub D12/172
D868,656 S * 12/2019 De Leon D12/181
D870,619 S * 12/2019 Gifford D12/181
D871,984 S * 1/2020 Munsell D12/181
D875,004 S * 2/2020 Chiang D12/181

* cited by examiner

Primary Examiner — Katrina A Betton

(74) *Attorney, Agent, or Firm* — Vichit Chea

(57) **CLAIM**

The ornamental design for a vehicle front lower valance, as shown and described.

DESCRIPTION

FIG. 1 is a front elevational view of a vehicle front lower valance, showing our new design;
FIG. 2 is a left side elevational view thereof;
FIG. 3 is a right side elevational view thereof;
FIG. 4 is a top plan view thereof;
FIG. 5 is a bottom plan view thereof;
FIG. 6 is a bottom, front and left side perspective view thereof; and,
FIG. 7 is a top, front and left side perspective view thereof.

1 Claim, 7 Drawing Sheets






Fig. 1




Fig. 2




Fig. 3





Fig.4

Fig. 5



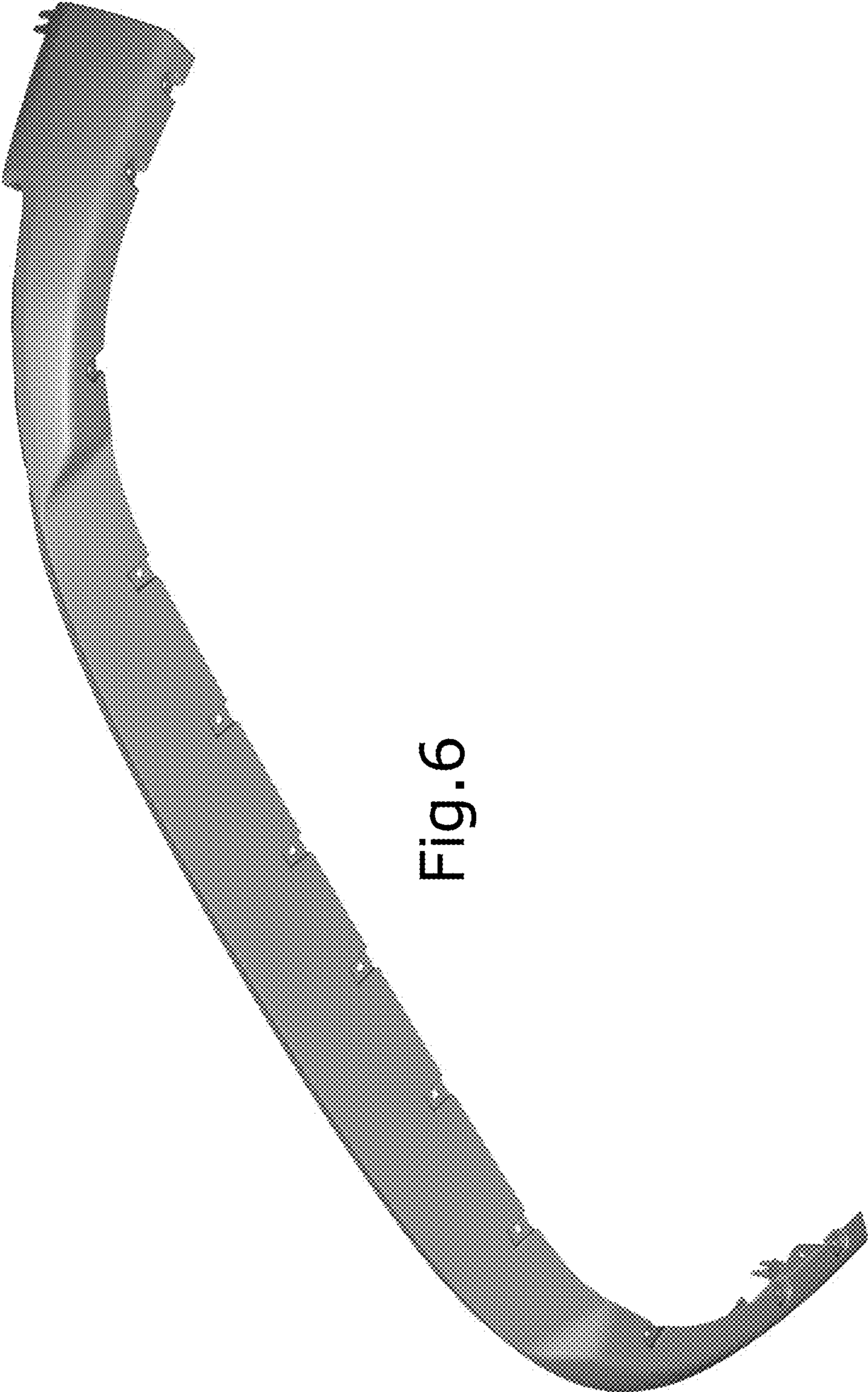


Fig.6




Fig. 7