



US00D891330S

(12) **United States Design Patent** (10) **Patent No.:** **US D891,330 S**
Lenz, Jr. (45) **Date of Patent:** **** Jul. 28, 2020**

- (54) **BUMPER**
- (71) Applicant: **HME, Incorporated**, Wyoming, MI
(US)
- (72) Inventor: **Kenneth C. Lenz, Jr.**, Hudsonville, MI
(US)
- (73) Assignee: **HME, Incorporated**, Wyoming, MI
(US)
- (**) Term: **15 Years**
- (21) Appl. No.: **29/681,088**
- (22) Filed: **Feb. 22, 2019**
- (51) **LOC (12) Cl.** **12-16**
- (52) **U.S. Cl.**
USPC **D12/172; D12/169**
- (58) **Field of Classification Search**
USPC D12/86, 90, 91, 92, 163, 164, 169, 171,
D12/172, 196, 216
CPC B60R 19/02; B60R 19/18; B60R 19/24;
B60R 19/56; B60R 2019/007
See application file for complete search history.

D565,484 S	4/2008	Johnson et al.	
D567,156 S *	4/2008	Hutchins	D12/169
D624,471 S *	9/2010	Green	D12/169
D647,013 S	10/2011	Ito et al.	
D684,509 S *	6/2013	Noll	D12/172
D686,545 S	7/2013	Peltola et al.	
D740,730 S	10/2015	Peltola et al.	
D751,012 S	3/2016	Hare	
D760,133 S *	6/2016	Bennett	D12/171
D776,582 S *	1/2017	Bennett	D12/169
D777,619 S *	1/2017	Barajas	D12/167
D792,817 S *	7/2017	McMath	D12/169
D800,036 S *	10/2017	Bennett	D12/169
D826,115 S *	8/2018	Chi	D12/172
2017/0088076 A1 *	3/2017	Fujimoto	B60R 19/04

* cited by examiner

Primary Examiner — Darlington Ly

(74) *Attorney, Agent, or Firm* — Warner Norcross + Judd, LLP

(57) **CLAIM**

The ornamental design for a bumper, as shown and described.

DESCRIPTION

FIG. 1 is a perspective view of a bumper showing my new design;

FIG. 2 is a right side elevation view thereof, the left side being a mirror image thereof;

FIG. 3 is a front elevation view thereof;

FIG. 4 is a rear elevation view thereof;

FIG. 5 is a top plan view thereof; and,

FIG. 6 is a bottom plan view thereof.

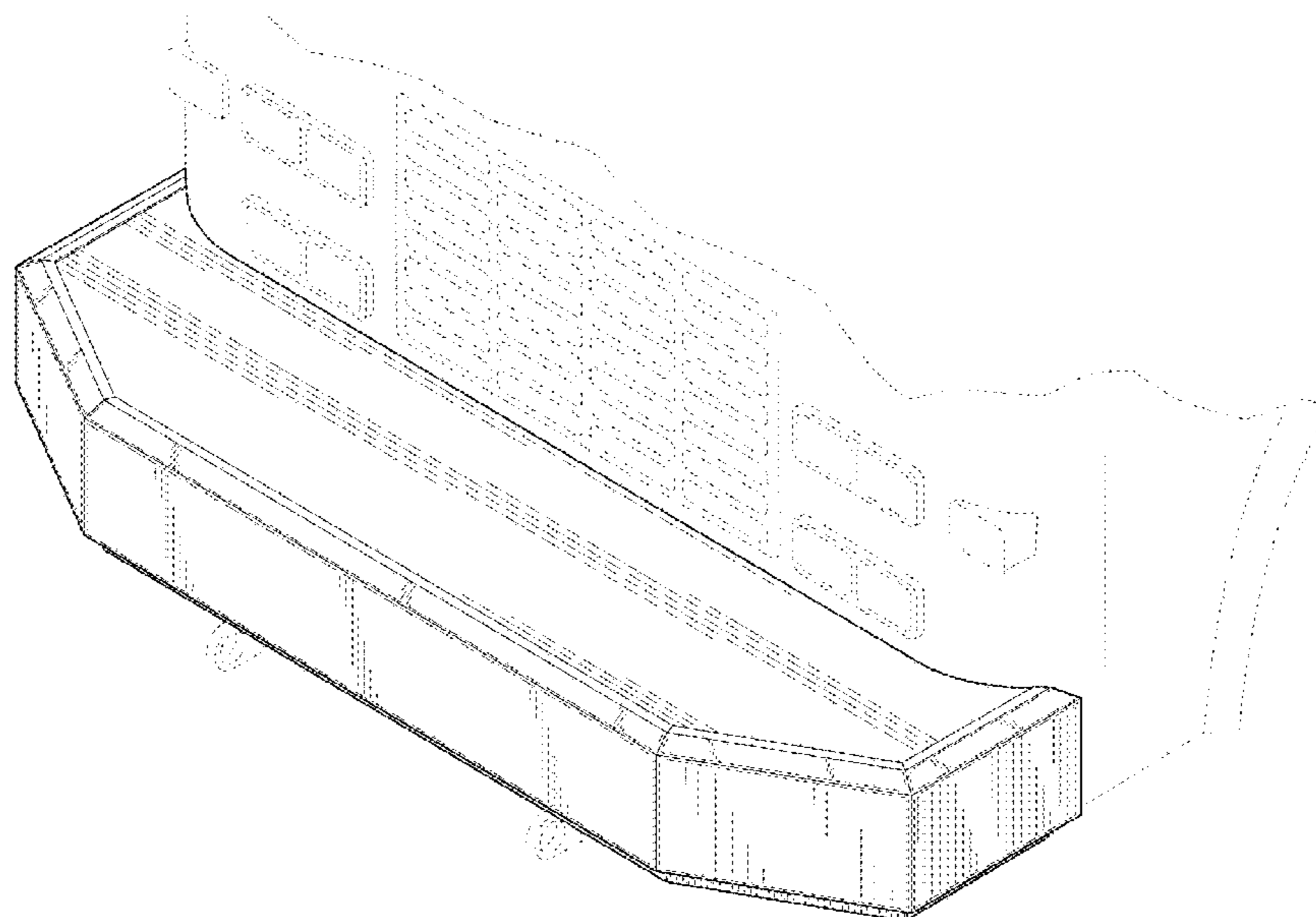
FIGS. 1-6 show features of a bumper in broken lines. These features are shown for environmental purposes and do not form any part of the claimed design. The broken lines immediately adjacent the solid-line portions of the design form the boundary of the design, with the broken lines forming no part of the claimed design.

1 Claim, 5 Drawing Sheets

(56) **References Cited**

U.S. PATENT DOCUMENTS

3,471,070 A	10/1969	Olson	
3,606,385 A	9/1971	Johannes	
3,614,136 A	10/1971	Dent et al.	
D247,745 S *	4/1978	Tixier	D12/172
D280,399 S *	9/1985	Wilsgaard	D12/172
D425,837 S *	5/2000	Runfola	D12/169
D431,506 S *	10/2000	Runfola	D12/169
D458,565 S	6/2002	Maher et al.	
D476,929 S	7/2003	Dozier et al.	
D486,767 S *	2/2004	Bulger	D12/172
D504,850 S	5/2005	Gunter et al.	
D515,989 S *	2/2006	Choi	D12/169
D535,225 S	1/2007	Tsai	



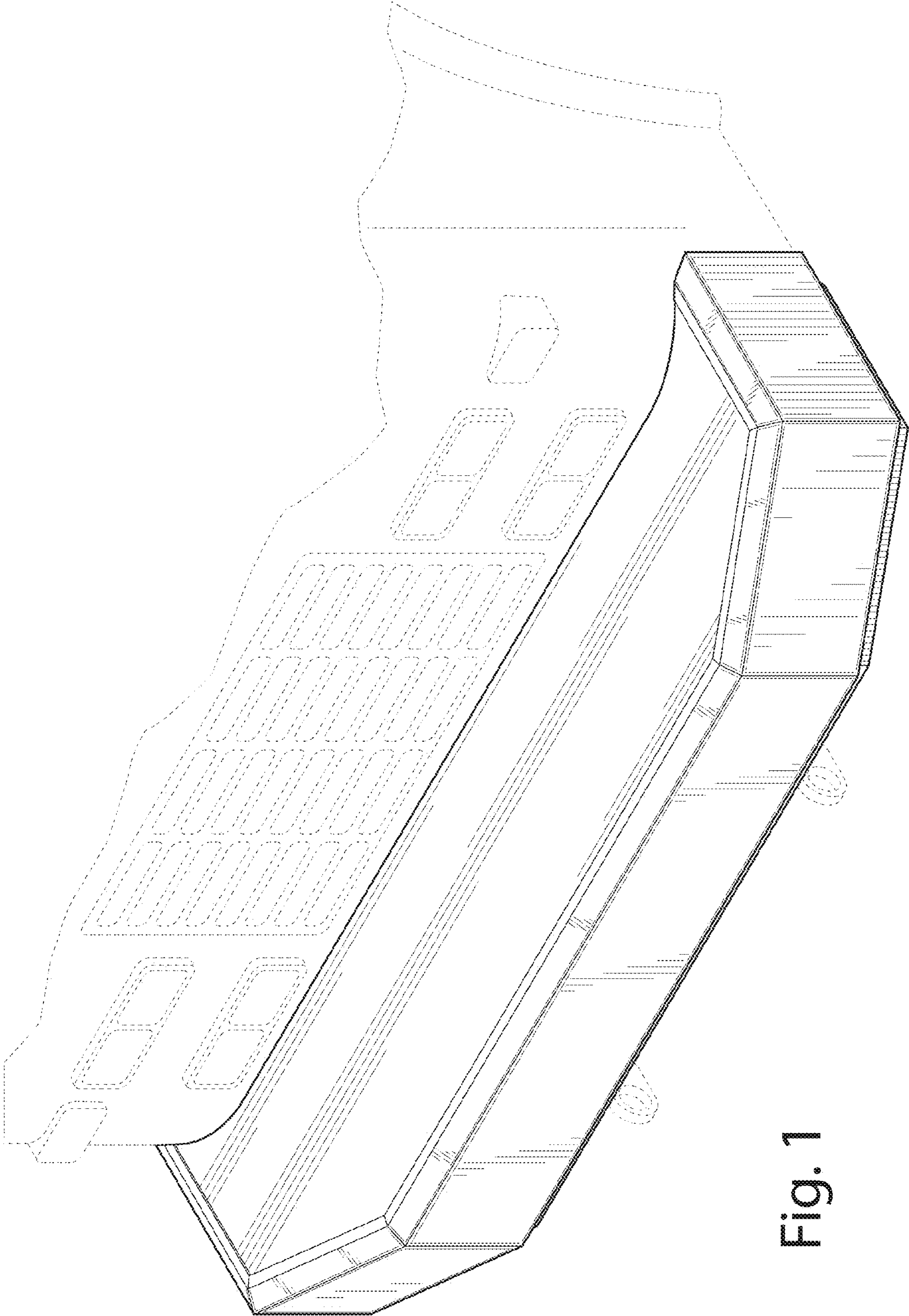


Fig. 1

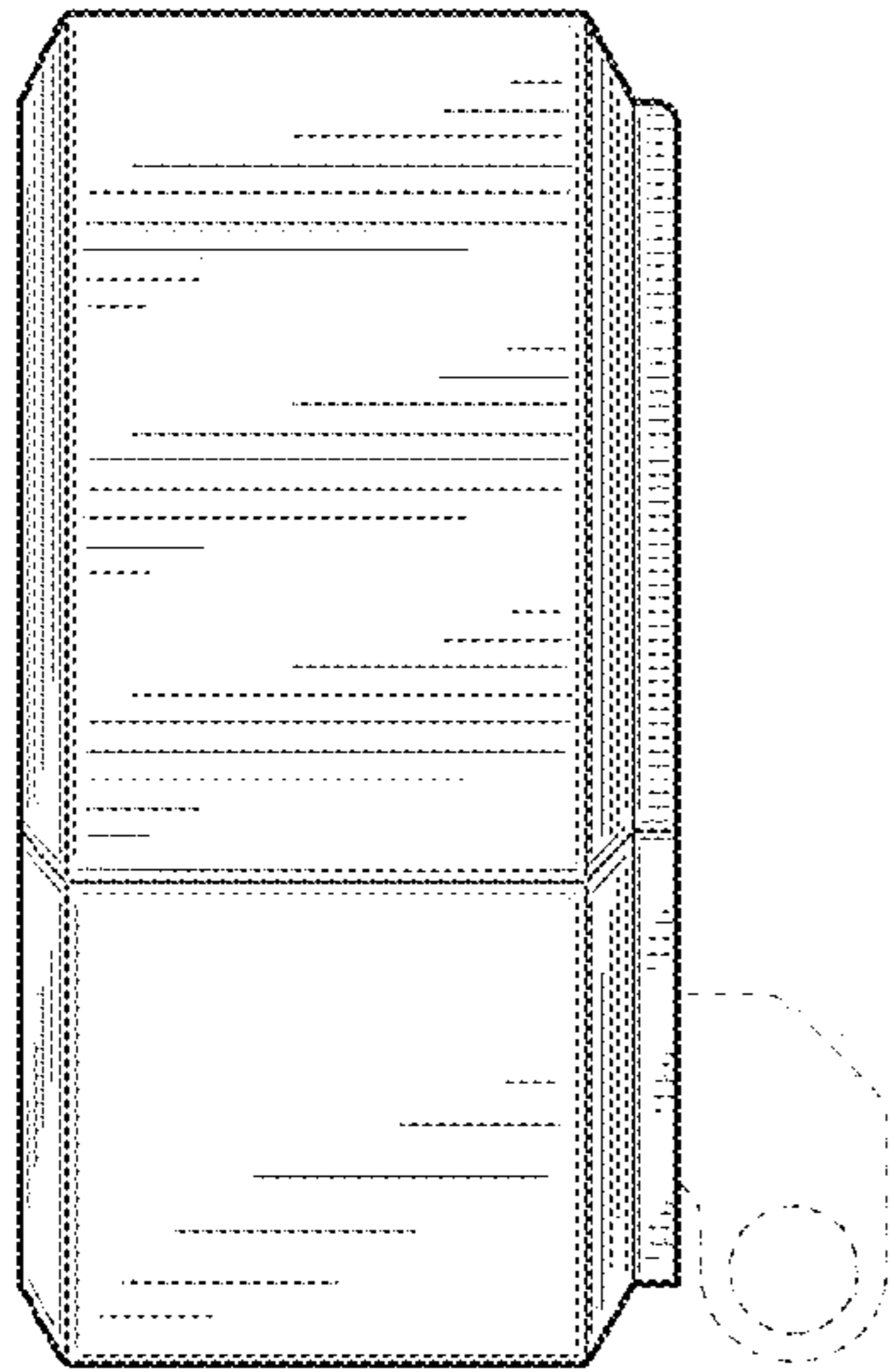


Fig. 2

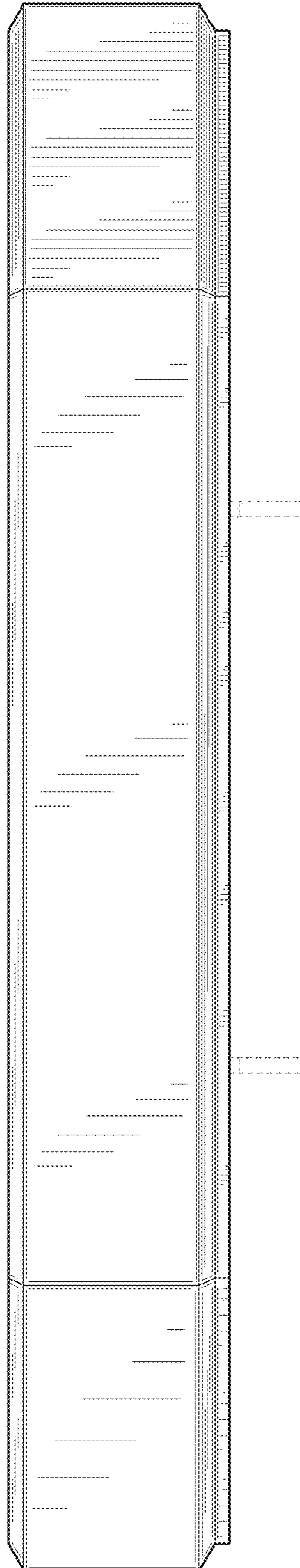


Fig. 3




Fig. 4




Fig. 5

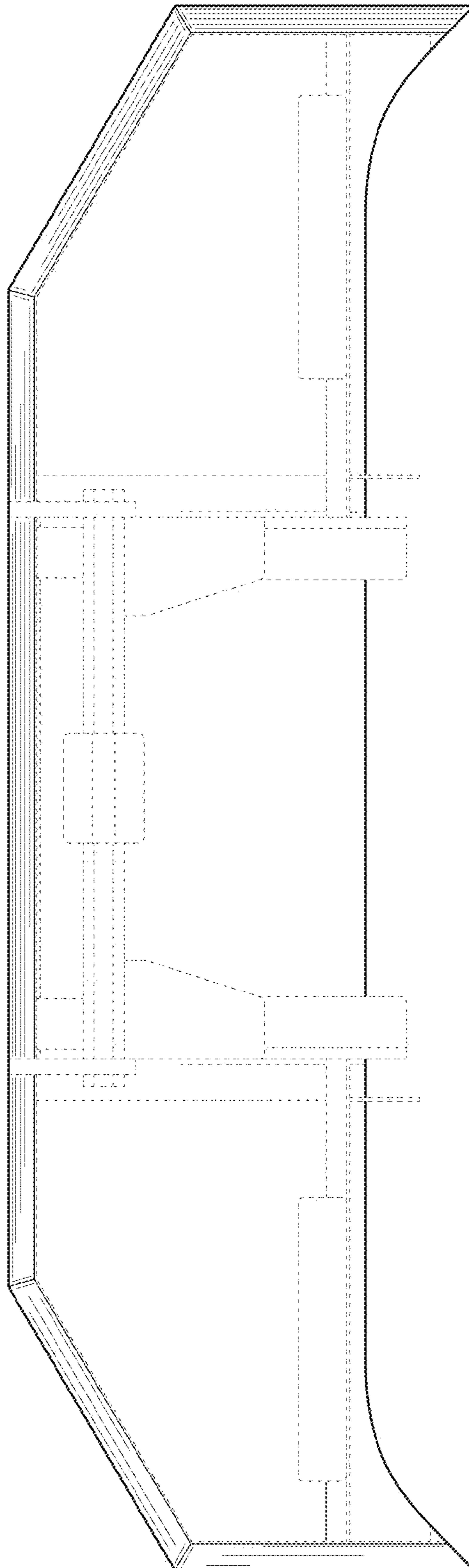


Fig. 6