



US00D891329S

(12) **United States Design Patent** (10) **Patent No.:** **US D891,329 S**
Nissl (45) **Date of Patent:** **** Jul. 28, 2020**

(54) **RADIATOR GRILLE FOR A VEHICLE**
(71) Applicant: **Bayerische Motoren Werke Aktiengesellschaft, Munich (DE)**
(72) Inventor: **Florian Dieter Nissl, Haimhausen (DE)**
(73) Assignee: **Bayerische Motoren Werke Aktiengesellschaft, Munich (DE)**

D860,877 S * 9/2019 Tang D12/163
D863,126 S * 10/2019 Whitla D12/163
D864,050 S * 10/2019 Luke D12/163
D866,413 S * 11/2019 Luke D12/163
D868,640 S * 12/2019 DiCanzio D12/163
D868,641 S * 12/2019 DiCanzio D12/163
D868,642 S * 12/2019 DiCanzio D12/163
D869,350 S * 12/2019 Bucher D12/163
D869,998 S * 12/2019 Celerier D12/163
D873,726 S * 1/2020 Zipfel D12/163
D875,621 S * 2/2020 Messale D12/163

(**) Term: **15 Years**

FOREIGN PATENT DOCUMENTS

(21) Appl. No.: **29/683,543**

WO WO DM/093012 4/2017

(22) Filed: **Mar. 14, 2019**

* cited by examiner

(30) **Foreign Application Priority Data**

Sep. 20, 2018 (DE) 40 2018 100 956

Primary Examiner — George D. Kirschbaum

Assistant Examiner — Joseph J Kukella

(51) **LOC (12) Cl.** **12-16**

(74) *Attorney, Agent, or Firm* — Crowell & Moring LLP

(52) **U.S. Cl.**

USPC **D12/171**

(57) **CLAIM**

(58) **Field of Classification Search**

USPC D12/90–93, 96, 163, 164, 171, 181, 184, D12/196

The ornamental design for a radiator grille for a vehicle, as shown and described.

CPC B62D 25/02; B62D 25/04; B62D 25/10; B62D 25/105; B62D 25/16; B62D 25/161; B62D 25/168; B60J 5/00; B60J 5/02; B60J 5/04; B60J 5/10

DESCRIPTION

See application file for complete search history.

This application contains subject matter related to the following co-pending U.S. design patent application:

Application Ser. No. 29/683,544, filed herewith and entitled “Radiator Grille For a Vehicle”.

FIG. 1 is a front view of a radiator grille for a vehicle according to the design;

FIG. 2 is a right, front perspective view thereof;

FIG. 3 is a left, bottom perspective view thereof;

FIG. 4 is a right side view thereof;

FIG. 5 is a left side view thereof;

FIG. 6 is a top view thereof;

FIG. 7 is a bottom view thereof; and,

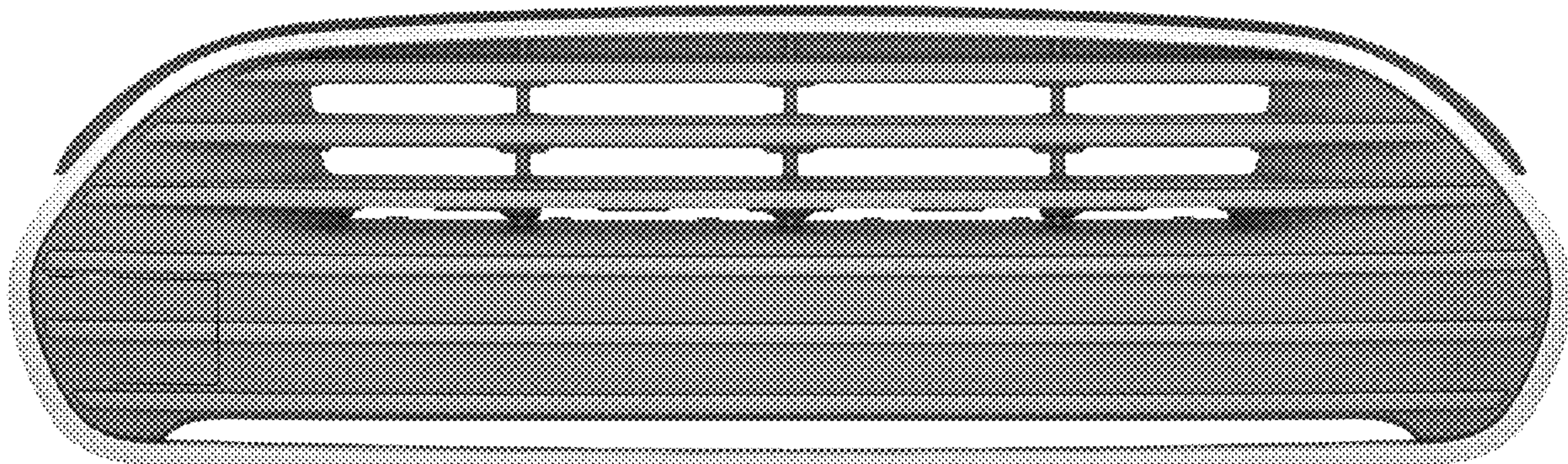
FIG. 8 is a rear view thereof.

(56) **References Cited**

U.S. PATENT DOCUMENTS

D801,235 S * 10/2017 Gillam D12/163
D815,994 S * 4/2018 Nakamura D12/163
D817,233 S * 5/2018 Bucher D12/163
D826,800 S * 8/2018 Gueler D12/163
D828,791 S * 9/2018 Jang D12/163
D844,498 S * 4/2019 Metros D12/163
D844,499 S * 4/2019 Metros D12/163
D858,372 S * 9/2019 Betancourt D12/163

1 Claim, 8 Drawing Sheets






Fig. 1




Fig. 2

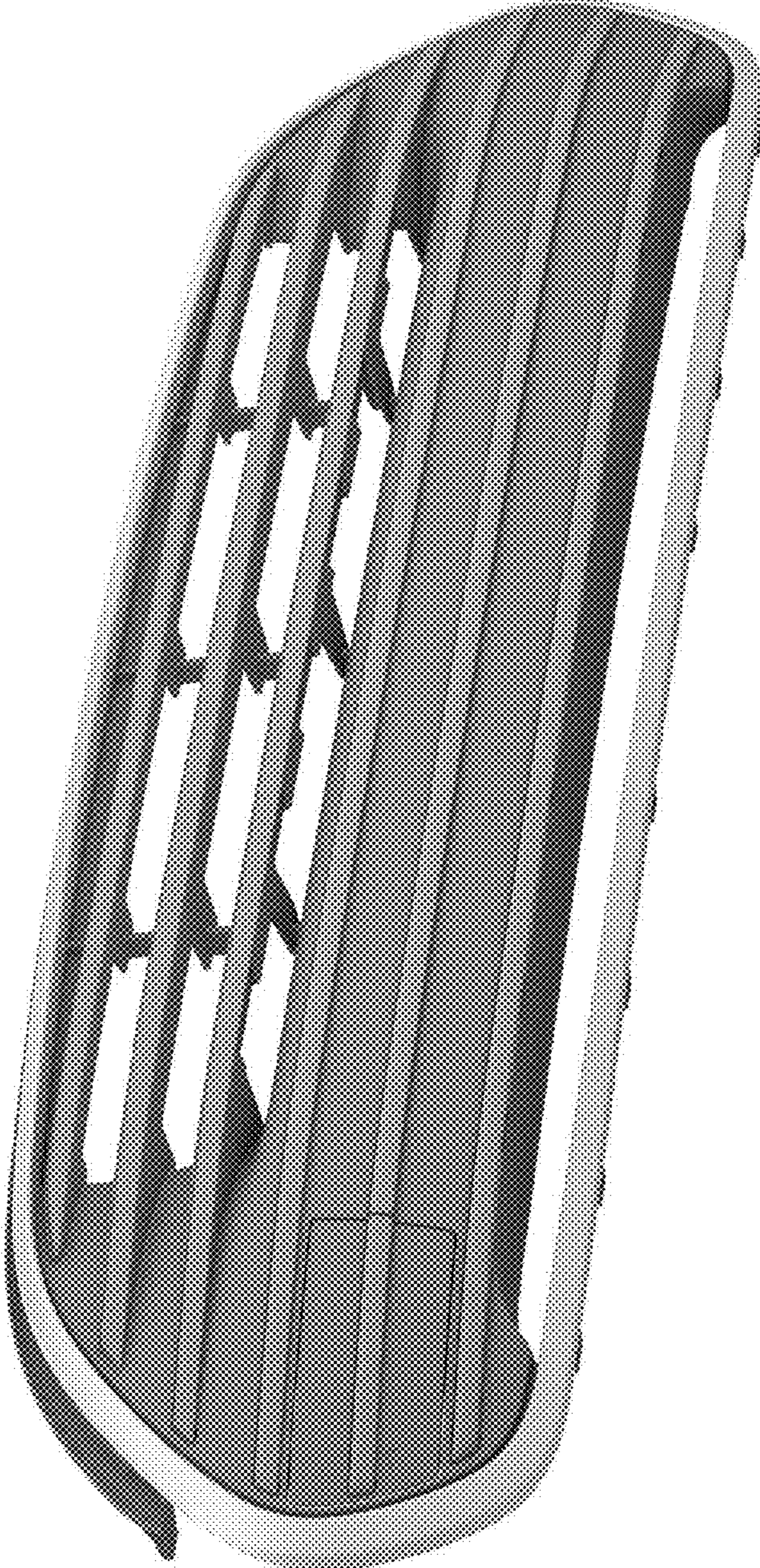


Fig. 3

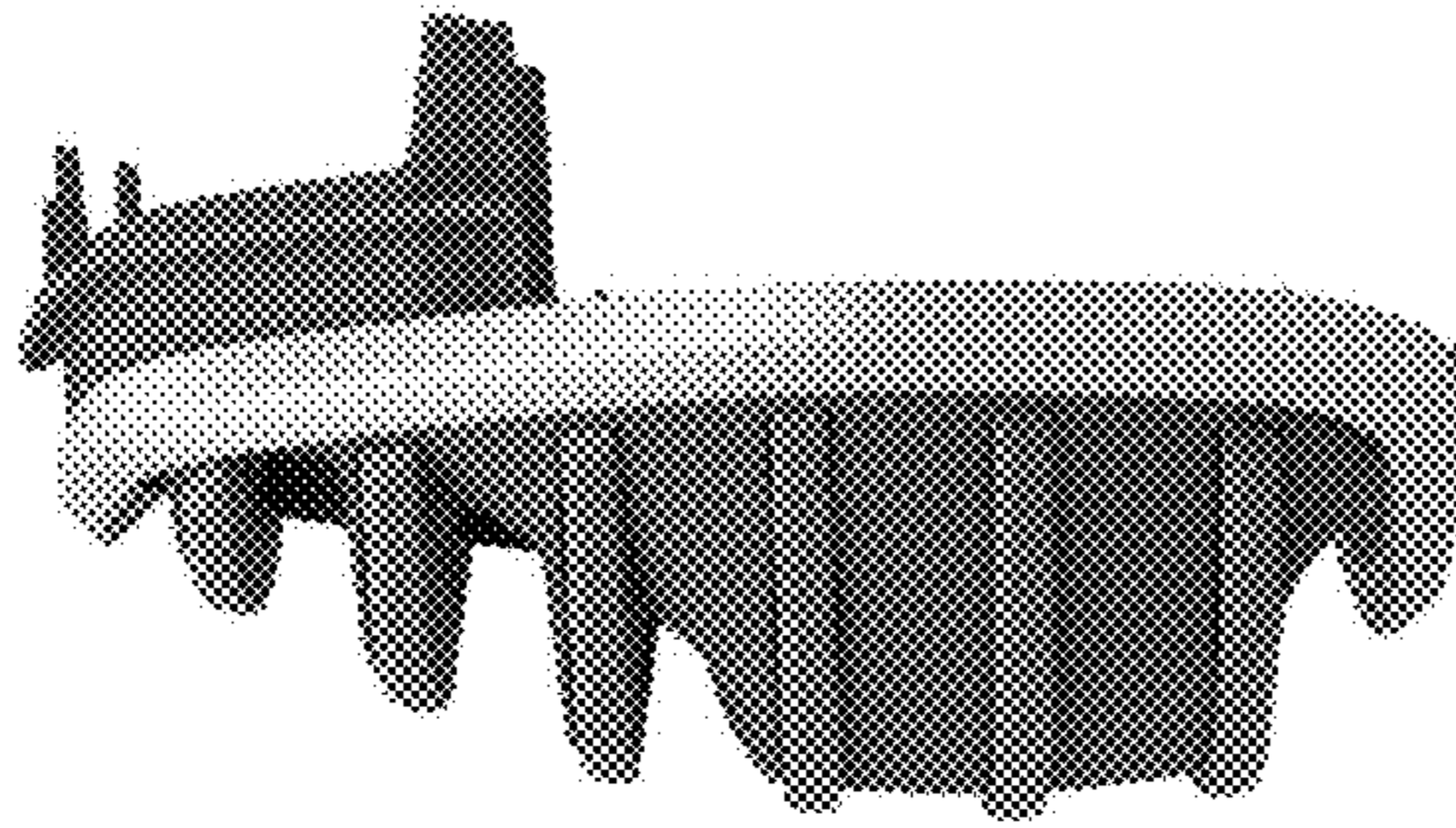


Fig. 4

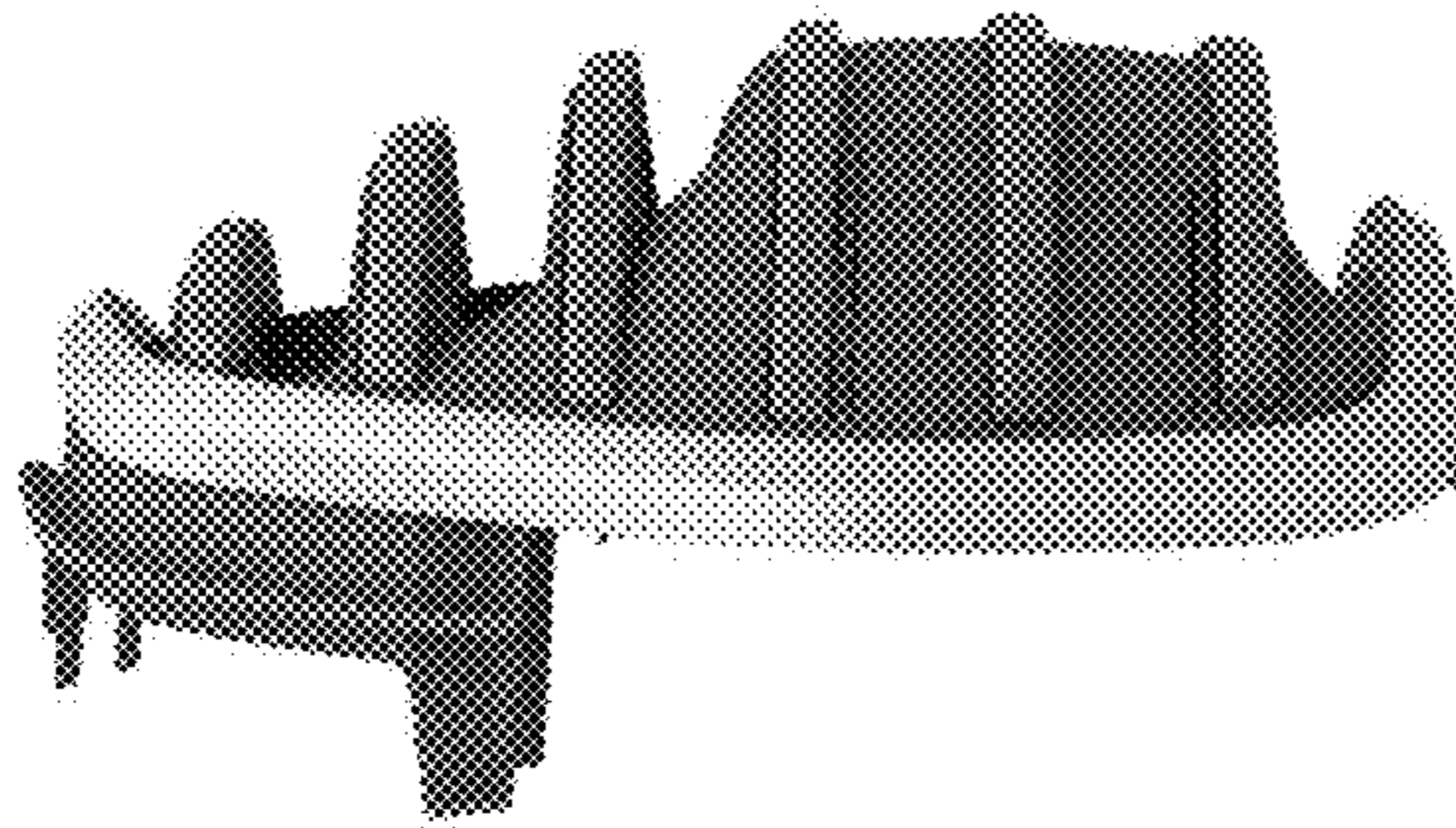


Fig. 5

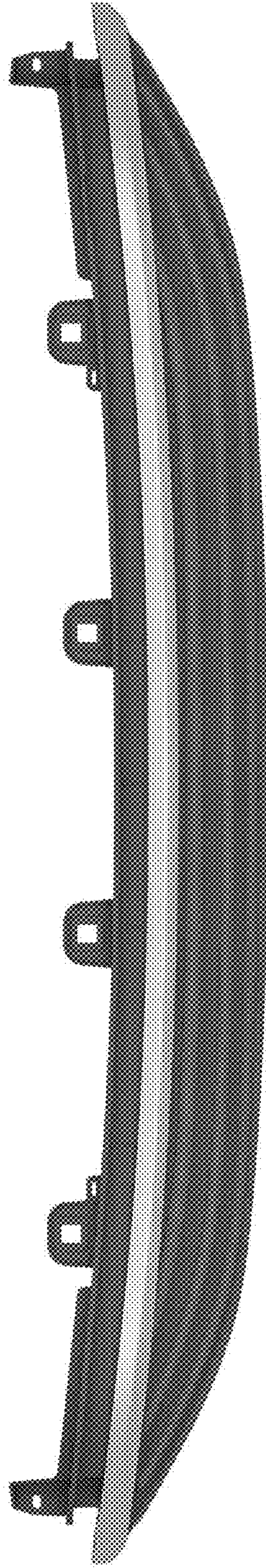


Fig. 6




Fig. 7




Fig. 8