



US00D891326S

(12) **United States Design Patent** (10) **Patent No.:** **US D891,326 S**
Bucher et al. (45) **Date of Patent:** **** Jul. 28, 2020**

(54) **VEHICLE REAR LOWER BUMPER COVER**

(71) Applicant: **Ford Global Technologies, LLC**,
Dearborn, MI (US)
(72) Inventors: **George Bucher**, Dearborn, MI (US);
Craig S. Metros, Bloomfield, MI (US);
Dean Carbis, Bloomfield Hills, MI
(US); **Steven Gilmore**, Farmington
Hills, MI (US); **Shawn Sung Yu**,
Canton, MI (US)

(73) Assignee: **Ford Global Technologies, LLC**,
Dearborn, MI (US)

(**) Term: **15 Years**

(21) Appl. No.: **29/717,457**

(22) Filed: **Dec. 17, 2019**

Related U.S. Application Data

(62) Division of application No. 29/632,037, filed on Jan.
4, 2018, now Pat. No. Des. 870,002.

(51) **LOC (12) Cl.** **12-16**

(52) **U.S. Cl.**
USPC **D12/169**

(58) **Field of Classification Search**
USPC D12/169, 196, 86, 90-92, 163, 190, 98,
D12/164; 293/102, 113, 115, 117, 120,
293/193.11; 296/180.1, 180.2; 180/68.1,
180/68.6
CPC B60R 19/52; B60K 11/08; B62D 25/08;
B62B 9/16
See application file for complete search history.

(56) **References Cited**

U.S. PATENT DOCUMENTS

D663,660 S * 7/2012 Platto D12/169
D678,146 S * 3/2013 Behmer D12/169

D712,805 S * 9/2014 Murkett D12/169
D743,853 S * 11/2015 Blanski D12/169
D776,021 S * 1/2017 Kapitonov D12/169
D793,294 S * 8/2017 Lee D12/169
D793,300 S * 8/2017 Krieg D12/169
D797,616 S * 9/2017 Lee D12/169
D813,741 S * 3/2018 Perkins D12/169
D813,742 S * 3/2018 McMahan D12/169
D813,743 S * 3/2018 Lee D12/169
D813,756 S * 3/2018 Loeb D12/169
D816,563 S * 5/2018 McMahan D12/169
D819,524 S * 6/2018 Behmer D12/169
D822,554 S * 7/2018 Platto D12/169
D822,555 S * 7/2018 Platto D12/169
D822,556 S * 7/2018 Platto D12/169
D824,301 S * 7/2018 Lim D12/169
D825,415 S * 8/2018 De Bono D12/169
D826,802 S * 8/2018 Platto D12/169
D832,157 S * 10/2018 Svensson D12/169

(Continued)

Primary Examiner — Melody N Brown


(57) **CLAIM**

The ornamental design for a vehicle rear lower bumper cover, as shown and described.

DESCRIPTION

FIG. 1 is a front elevational view of a vehicle rear lower bumper cover, showing our new design;
FIG. 2 is a rear elevational view thereof;
FIG. 3 is a left side elevational view thereof;
FIG. 4 is a right side elevational view thereof;
FIG. 5 is a top plan view thereof;
FIG. 6 is a bottom plan view thereof;
FIG. 7 is a top, front, and left side perspective view thereof;
FIG. 8 is a bottom, front, and left side perspective view thereof; and,
FIG. 9 is a top, rear and left side perspective view thereof.

1 Claim, 9 Drawing Sheets



(56)

References Cited

U.S. PATENT DOCUMENTS

D838,636 S * 1/2019 Behmer D12/169
D870,002 S * 12/2019 Bucher D12/169
D870,003 S * 12/2019 Bucher D12/169

* cited by examiner




Fig. 1




Fig. 2




Fig. 3




Fig. 4

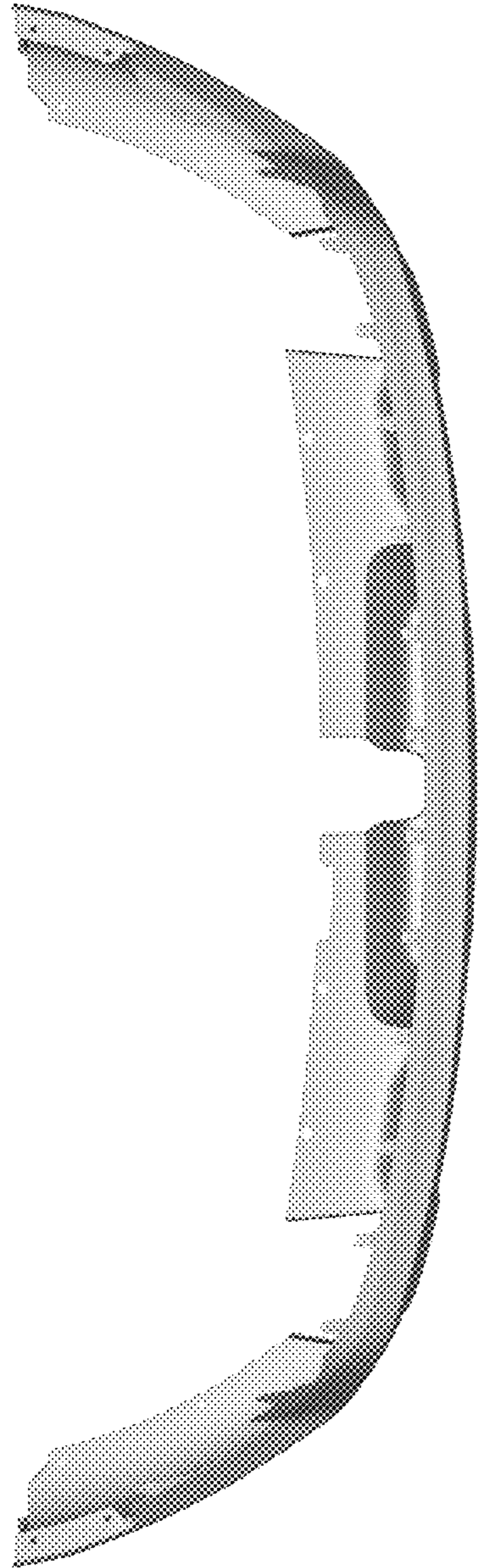


Fig. 5




Fig. 6




Fig. 7




Fig. 8

Fig. 9

